



# KANE COUNTY

HOSCHEIT, Starrett, Allan, Kojzarek, Lenert, Scheflow, Wegman

## FINANCE AND BUDGET COMMITTEE

FRIDAY, APRIL 27, 2018

---

County Board Room

Agenda

11:00 AM

Kane County Government Center, 719 S. Batavia Ave., Bldg. A, Geneva, IL 60134

---

1. **Call to Order**
2. **Minutes Approval: March 28, 2018**
3. **Public Comment**
4. **Treasurer's Report (D. Rickert)**
  - A. Monthly Report (attached)
5. **Finance Director's Report (J. Onzick)**
  - A. Monthly Report (attached)
  - B. FY19 Budget
6. **New Business**
  - A. **Resolution:** Authorizing the Creation a Veterans Court Budget within Court Services
  - B. **Resolution:** Approving Adjustment of Court Services Budget to Reflect Budget Cuts
  - C. **Resolution:** Amending the Fiscal Year 2018 Budget for Development Fee Study
  - D. **Resolution:** Authorizing Expenditure of Funds with Insight Public Sector, Inc.
  - E. **Resolution:** Authorizing a Contract Extension for Mill Creek SSA Landscaping Maintenance Services
  - F. **Resolution:** Approving Contract Amendments with Tyler Technologies New World
  - G. **Resolution:** Authorizing a Contract Renewal for Kane County Judicial Center Invasive Plants Management
  - H. **Resolution:** Authorizing Renewal of a Support Services Contract for the Homeless Management Information System
  - I. **Resolution:** Amending Resolution No. 16-235: Enacting a User Fee for the Third Street Courthouse Electric Vehicle Charging Station
  - J. **Resolution:** Authorizing the Execution of an Intergovernmental Agreement Between the Illinois Department of Healthcare and Family Services and the Kane County State's Attorney
  - K. **Resolution:** Authorizing the Intergovernmental Agreement Between the City of Batavia and the County of Kane for Household Hazardous Waste Collection Services and the Rider to the Offer to Contract (RFP 20-017) with US Ecology
  - L. **Resolution:** Reclassifying Collector Publication Fees
  - M. **Resolution:** Authorizing Approval for the Health Department Vehicle Replacement
  - N. **Resolution:** Approving Kane County's Group Health Benefit Provider
  - O. **Resolution:** Approving the Hiring of a GIS Intern for GIS Technologies

- P. **Resolution:** Approving of Personnel Hiring and Replacement, Kane County Division of Transportation - Interns (3)
- Q. **Resolution:** Authorizing Exception to the County Financial Policies Regarding Personnel Hiring and Replacements
- R. **Resolution:** Authorizing Replacement of Workforce Development Fiscal Manager
- S. **Resolution:** Approving March 2018 Payment of Claims
- T. **Resolution:** Approving County Board Travel/Meal/Lodging Reimbursement Request
- 7. **Old Business**
- 8. **Auditor's Report (T. Hunt)**
  - A. Monthly Report (attached)
- 9. **Reports Placed On File**
- 10. **Executive Session**
- 11. **Release of Closed Session Minutes**
- 12. **Adjournment**

**COUNTY OF KANE  
OFFICE OF THE TREASURER  
DAVID J. RICKERT, CPA  
Geneva, Illinois 60134  
Phone: (630) 232-3565  
Fax: (630) 208-7549**

**To: Finance Committee**  
**From: David J. Rickert**  
**Date: April 25, 2018**  
**Subject: Update on Investments**

---

Attached is a copy of the March Weighted Average Investment Yield Report. This chart includes the rate earned by the 90 Day T-Bill, and State Treasurer on the IPTIP Account. You will notice the yield on all county investments for March was 1.52%.

Attached is the Summary of the Kane County Portfolio for the Month of March.

Sincerely,

A handwritten signature in blue ink that reads "David J. Rickert". The signature is written in a cursive, flowing style.

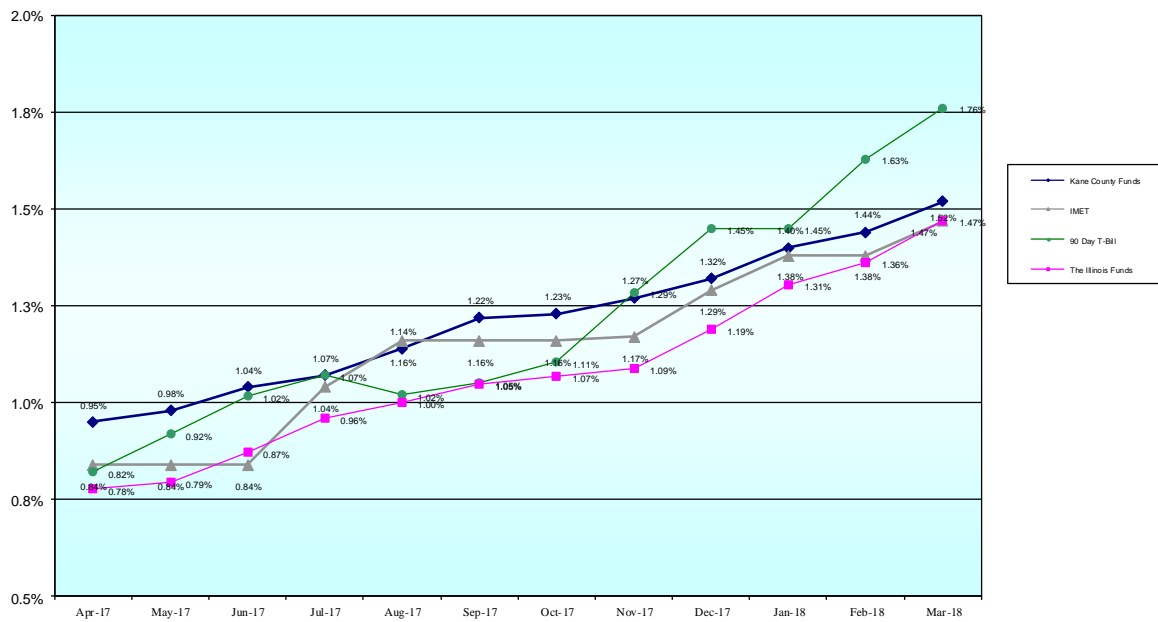
David J. Rickert, CPA  
Treasurer of Kane County

KANE COUNTY TREASURER - PORTFOLIO SUMMARY			3/31/2018
			INTEREST
	PURCH	CURRENT	Rec'd in
ACCOUNT ASSETS	VALUE	MARKET	Current Month
FDIC Savings/Checking Accounts	64,156,953	64,156,953	73,963
Investments	124,400,000	124,281,779	132,387
The Illinois Funds	12,927,558	12,927,558	17,804
CDARS Program - The Private Bank	19,000,000	19,000,000	124,267
<b>GRAND TOTAL</b>	<b>220,484,511</b>	<b>220,366,290</b>	<b>348,421</b>



## Kane County Weighted Average Investment Yield

(Includes all Investment Funds)  
Office of David J. Rickert  
Kane County Treasurer



To: Finance Committee  
From: Joe Onzick, Executive Finance Director  
Date: April 27, 2018  
Re: Monthly Report

---

#### Finance and Budget Reports for FY18

Total County Budget, Finance Committee P-Card & Accounts Payable reports are included in the agenda packet for March 2018. Most of the budget variances seen in revenue and expenses can be explained by the following:

##### General Explanation for Normal Revenue Variances

The significantly higher than expected **revenue variances** seen in some departments are the result of internal transfers that occur at the start of the year. Examples of such transfers include \$2,382,634 of Grand Victoria Elgin Casino internal grants, a \$1,000,000 budgeted transfer from the General Fund for capital projects, \$771,091 of subscription fees from County Departments for KaneComm, \$384,830 of annual support service fees collected by IT from County Departments, a \$161,816 transfer to the Special Reserve for election equipment, a \$132,927 subsidy for Court Security from the General Fund, a \$100,000 transfer from the Coroner's Administration Fund to offset the Coroner's General Fund expenditures, and various transfers of pledged revenue for debt service.

##### General Explanation for Normal Expenditure Variances

The significantly higher than expected **expenditure variances** seen in some departments are the result of 1) encumbrances for expenses that will occur later in the year or in future years (as in Transportation), 2) transfers out for the purposes mentioned above, 3) timing of some payments that are made at the beginning of the year (insurance premiums, maintenance contracts, etc...), and 4) timing of purchases related to large capital projects. Expenditures greater than budget in grant funded funds that normally of no concern since they will be reimbursed by the grant. Any expenditures by the Regional Office of Education that are in excess of budget are also reimbursed at the end of the year.

##### Explanations for Other than Normal Expenditure Variances

- Farmland Preservation – Personnel expense is running about 0.5% greater than budget. This is expected to be addressed by an adjustment to the allocation of personnel expense to Farmland Preservation. There is also sufficient fund balance to absorb the difference.
- County Auditor – Personnel expense is temporarily running about 0.4% greater than budget in the General Fund due to termination payouts.
- County Clerk – Personnel expense is running about 0.9% greater than budget in the General Fund due to the timing of the election judge expense occurring in March.
- County Clerk – Personnel expense is running about 22% greater than budget in the Vital Records Automation Fund as a result of more personnel being allocated to the fund than had originally been budgeted. The fund has sufficient cash on hand to absorb the additional expense for a short time. We will continue to monitor closely.
- Circuit Clerk – Personnel expense is running about 2.1% greater than budget in the Circuit Clerk Admin Services Fund. However, recent adjustments to the allocation should reduce the expense going forward.
- State's Attorney – Contractual Services in the Insurance Liability Fund have already reached 83% of the annual budget. We will continue to monitor closely.

- State's Attorney – Personnel expense in the Environmental Prosecution Fund is running about 1.8% greater than budget. However, there is sufficient fund balance to absorb the difference.
- Coroner – Personnel expense is running about 0.9% greater than budget in the General Fund.
- KDOT – Personnel expense is running about 1.6% greater than budget in the Motor Fuel Tax Fund due to termination payouts. However, there is sufficient fund balance to absorb the difference.
- Veteran's Commission – Personnel expense is running about 0.7% greater than budget due to termination payouts. However, there is sufficient fund balance to absorb the difference.
- Development – Personnel expense is running about 1.3% greater than budget in the General Fund due to termination payouts.
- Development – Homeless Management Info Systems and Continuum of Care Planning Grant are running over budget. However, these expenses will be reimbursed by grant proceeds.
- Judicial Technology – Personnel expense is running about 7.2% over budget. However, there will be a change in the allocation of personnel expense later in the year that should offset this current overage.

#### External Auditor's Update

Baker Tilly has submitted the preliminary draft of the financial statements. We have now turned our attention to reviewing the financial statements and preparing the Management Discussion and Analysis. The Comprehensive Annual Financial Report (CAFR) is expected to be ready to present to the County Board at the May Committee of the Whole meeting.

#### History of Difference between Budget, Forecast & Actual FY17 General Fund Revenue & Expenses

I have prepared a special report that summarizes the change in forecasted revenue and expense variances for FY17, leading up to the final, actual revenue and expense variances. We ended the year with collecting **\$1.838 million** less in revenue than had been budgeted, and spending **\$4.463 million** less than had been budgeted, for a net savings of **\$2.140 million**.

#### Direct Tax Revenue

YTD Sales Tax collection through April is **3.9%** (\$153,858) over prior year.

YTD Use Tax collection through April is **8.5%** (\$35,985) over prior year.

YTD RTA Sales Tax collection through April is **1.6%** (\$70,164) over prior year.

#### Shared Tax Revenue

YTD State Income Tax collection through April is **3.4%** (\$70,285) below prior year.

YTD Personal Property Replacement Tax collection through April is **19.4%** (\$159,823) below prior year.

#### Court Security Fees

YTD Court Security Fee revenue collection through February is **4.1%** (\$28,550) below budget.

#### General Fund Projected Contingency Balance

**\$1,066,432** of the General Fund Contingency for FY18 remains available for general need.

**\$ 50,000** of the General Fund Contingency for FY18 remains reserved for Adult Prisoner Room & Board.

#### Capital Fund

As of 4/23/2018, **13%** of the FY18 Capital Budget is expended, leaving **\$3,697,901** available.

#### 5 Year General Fund Revenue Forecast

As part of the 2019 budget process, we had requested that each General Fund elected official and department head provide an updated revenue forecast for years 2018-2022.

**Fiscal Year 2018** According to the updated estimates received, the total revenue projected for Fiscal Year 2018 is **\$658,000** more than had been budgeted. Most of this difference in revenue can be attributed to greater than expected Sales Tax and Personal Property Replacement Tax revenues combined with a 60% projected increase in investment revenue due to rising interest rates. This \$658,000 greater than budgeted increase in revenue will be partially absorbed by the \$343,000 unbudgeted increase in the medical services contract for the Sheriff's Office, leaving **\$315,000** available for other unbudgeted expenditure increases.

**Fiscal Year 2019** The forecasted General Fund revenue increase from 2018 to 2019 is **\$751,000** and already includes an estimated \$500,000 increase in property tax revenue for new property. This \$751,000 increase of will be almost completely absorbed by the average annual step increases in the Sheriff's Office and a 5% increase in health insurance rates, leaving only **\$21,000** remaining of the estimated revenue increase to absorb any other expenditure increases.

The General Fund forecasted revenue increases for Fiscal Years 2020-2022 are included in the summary below:

<b>2018 Through 2022 Available Forecasted Revenue Increases</b>					
<b>Fiscal Year</b>	<b>2018</b>	<b>2019</b>	<b>2020</b>	<b>2021</b>	<b>2022</b>
Forecasted revenue increase over prior year	\$658,000	\$751,000	\$1,170,000	\$1,030,000	\$1,130,000
Sheriff's Office average annual step increase		-\$230,000	-\$230,000	-\$230,000	-\$230,000
5% increase in health & dental		-\$500,000	-\$500,000	-\$500,000	-\$500,000
Sheriff's Office medical service contract	-343,000				
<b>Available for other expenditure increases</b>	<b>\$315,000</b>	<b>\$21,000</b>	<b>\$440,000</b>	<b>\$300,000</b>	<b>\$400,000</b>

#### Preliminary IMRF Rates for 2019

IMRF has released the preliminary employer contribution rate schedule for 2019. The employer contribution rate for the Regular IMRF plan will be reduced from \$9.48 to \$7.31, or a reduction of 22.9%. The employer contribution rate for the SLEP plan will be reduced from \$19.53 to \$18.62, or a reduction of 4.6%. The total IMRF and SLEP expense savings for 2019 is expected to be approximately **\$856,000** in the General Fund.

#### 2019 Budget Process

Departments and offices may begin entering their 2019 budgets into New World on May 7<sup>th</sup>. Budget entry is due to be completed by June 15<sup>th</sup>. Budget reports should be ready for presentation to committees during the month of July.

County departments and offices are awaiting guidelines from the Finance Committee and/or the County Board regarding the parameters for budget requests and the plan for how the budgets will be presented to, adjusted, and finalized by the Board.

#### Purchasing Report

The Purchasing Staff began working on Bids/Request for Proposals for the following services in March:

- RFQ 20-018 Kane Energy Efficiency Program (KEEP) for the Development Department. This RFP is seeking to identify qualified and experienced Private Administrators for the purpose of Designing and Administering a Property Assessed Clean Energy (PACE) Program referred to as Kane Energy Efficiency Program (KEEP) for the County of Kane in compliance with Illinois State Statutes, specifically, but not limited to Public Act 100-0077, "the Property Assessed Clean Energy Act".

- RFQ 21-018 Bond Counsel Services for the State's Attorney's Office. The Kane County State's Attorney's Office is seeking responses to its Request for Qualifications to retain the services of a bond counsel familiar with Illinois municipal finances. The retained bond counsel will perform all necessary legal services and duties customarily and usually performed by bond and tax counsel with respect to the issuance of general obligation bonds, revenue bonds, limited tax bonds, refunding obligation, and other valid evidences of indebtedness, including without limitation: (1) providing an objective legal opinion with respect to the authorization and issuance of debt obligations and whether interest paid is tax-exempt under federal and/or state laws and regulations; (2) preparing authorizing documents and any other document needed in connection with the issuance of the Bonds, including closing documents and transcripts; (3) reviewing use of proceeds to ensure compliance with applicable state and/or federal law and regulations; (4) preparing all documents and materials necessary to comply with all applicable "continuing disclosure" requirements for transactions; (5) participating, if requested, in activities associated with rating agency and/or bond insurer reviews; (6) offering continuing legal advice, as needed, on issues related to the sale of the Bonds, any issues that arise post-sale, the trustee administration of obligations, and in particular, any actions necessary to ensure that interest will continue to be tax-exempt; and (7) providing other legal opinions or advice as required as more fully described in the scope of services. These services will be required from time to time on an ongoing basis during the term of the engagement.
- RFP 22-018 WIOA Adult and Dislocated Worker Services (DeKalb Workforce Development Office) for Workforce Development. Kane County is accepting proposals from qualified entities with the experience and capacity to provide job readiness and training services to area un-employed and under-employed adults from its DeKalb Workforce Development Office. DeKalb County is part of a three-county Workforce Development Area that also includes Kane and Kendall Counties. Said services, as well as those aimed at helping area employers connect with job seekers and training resources will be funded under the Workforce Innovation and Opportunity Act (WIOA).

Currently, 15 bids and requests for proposals are at various stages in the procurement process. Quote savings for March include \$4,462 for LED Lighting Replacements for KDOT. Bid savings for March include \$1,627 for Bid 05-018 Low Voltage Data Cabling; \$97,287 for Bid 15-018 Lawn Maintenance; and \$28,100 for Bid 18-018 HVAC & Plumbing Maintenance & Repair. The 2018 FYTD cost savings total is \$946,177.

There were no vehicle auctions in March.

Monthly Statistics for March 2018:

Quotations Solicited	8	FOIA Requests	2
Purchase Orders Issued	165	Contractor Disclosures Reviewed	7
Insurance Certificates Reviewed	23	Contracts Prepared	4
Contract Renewals Awarded	1		

# Kane County, Illinois

## History of Difference Between Budget, Forecast and Actual FY17 General Fund Revenue & Expenses

	As of 4/25/17 Fiscal Year 2017 Forecast Less Budget	As of 5/26/17 Fiscal Year 2017 Forecast Less Budget	As of 6/13/17 Fiscal Year 2017 Forecast Less Budget	As of 6/23/17 Fiscal Year 2017 Forecast Less Budget	As of 7/21/17 Fiscal Year 2017 Forecast Less Budget	As of 9/20/17 Fiscal Year 2017 Forecast Less Budget	As of 11/30/17 Fiscal Year 2017 ACTUAL Less Budget
<b>General Fund Revenues</b>							
001.000.000.30000 - Property Taxes	\$ -	\$ -	\$ -	\$ -	\$ -	\$ -	\$ (120,902.05)
001.000.000.30100 - Sales Tax	\$ -	\$ -	\$ -	\$ -	\$ 504,079.00	\$ 504,079.00	\$ 889,371.74
001.000.000.30105 - Sales Tax- RTA	\$ -	\$ -	\$ 20,000.00	\$ 20,000.00	\$ -	\$ (2,000.00)	\$ 6,180.99
001.000.000.30110 - Income Tax	\$ -	\$ -	\$ -	\$ -	\$ (344,875.00)	\$ (344,875.00)	\$ (614,452.78)
001.000.000.30120 - Local Use Tax	\$ -	\$ -	\$ -	\$ -	\$ 307,200.00	\$ 307,200.00	\$ 363,184.08
001.000.000.30160 - Personal Property ReplaceTax	\$ -	\$ -	\$ -	\$ -	\$ 76,000.00	\$ 126,000.00	\$ 330,446.66
001.000.000.30170 - TIF Distribution Tax	\$ 10,000.00	\$ 10,000.00	\$ 20,000.00	\$ 20,000.00	\$ 10,000.00	\$ 20,000.00	\$ -
001.000.000.34000 - Off Track Wagering Fees	\$ (93,000.00)	\$ (93,000.00)	\$ (93,000.00)	\$ (93,000.00)	\$ (93,000.00)	\$ (93,000.00)	\$ (93,000.00)
001.000.000.34890 - Indemnity Fees	\$ -	\$ -	\$ -	\$ -	\$ -	\$ -	\$ (1,000.00)
001.000.000.37000 - Forest Preserve Reimbursement	\$ -	\$ -	\$ -	\$ -	\$ -	\$ -	\$ (13,735.30)
001.000.000.37005 - KCDEE Reimbursements	\$ -	\$ -	\$ 2,000.00	\$ 2,000.00	\$ -	\$ 2,000.00	\$ 1,931.18
001.000.000.37900 - Miscellaneous Reimbursement	\$ -	\$ -	\$ 8,000.00	\$ 8,000.00	\$ -	\$ 6,000.00	\$ 15,109.11
001.000.000.38000 - Investment Income	\$ -	\$ -	\$ 24,000.00	\$ 24,000.00	\$ -	\$ 24,000.00	\$ (32,776.25)
001.000.000.38500 - Rental Income	\$ -	\$ -	\$ -	\$ -	\$ -	\$ -	\$ 19,049.92
001.000.000.38530 - Auction Sales	\$ (5,000.00)	\$ (5,000.00)	\$ (5,000.00)	\$ (5,000.00)	\$ (5,000.00)	\$ (5,000.00)	\$ (6,820.00)
001.000.000.38570 - Refunds	\$ -	\$ -	\$ 20,000.00	\$ 20,000.00	\$ -	\$ 20,000.00	\$ 20,262.53
001.000.000.38580 - Cell Tower Lease	\$ -	\$ -	\$ -	\$ -	\$ -	\$ -	\$ 5,452.98
001.000.000.38900 - Miscellaneous Other	\$ -	\$ -	\$ 4,000.00	\$ 4,000.00	\$ -	\$ 4,000.00	\$ 34,051.89
001.000.000.38990 - Move from Agency Fund	\$ -	\$ -	\$ -	\$ -	\$ -	\$ -	\$ 116,915.00
001.000.000.39000 - Transfers from Other Funds	\$ -	\$ -	\$ -	\$ -	\$ -	\$ -	\$ (59,815.00)
001.010.000.31000 - Liquor Licenses	\$ -	\$ -	\$ -	\$ -	\$ 5,800.00	\$ 5,800.00	\$ 6,100.00
001.010.000.31390 - Gathering Permits	\$ -	\$ -	\$ -	\$ -	\$ (5,750.00)	\$ (5,750.00)	\$ (4,250.00)
001.010.000.39000 - Transfers from Other Funds	\$ -	\$ -	\$ -	\$ -	\$ -	\$ -	\$ -
001.060.000.34020 - Computer Services Fees	\$ (2,972.00)	\$ (2,972.00)	\$ (2,972.00)	\$ (2,972.00)	\$ (20,048.00)	\$ (20,048.00)	\$ (25,947.43)
001.060.000.38900 - Miscellaneous Other	\$ (28,001.00)	\$ (28,001.00)	\$ (28,001.00)	\$ (28,001.00)	\$ -	\$ -	\$ (27,661.04)
001.060.000.39000 - Transfer from Other funds	\$ -	\$ -	\$ -	\$ -	\$ 40,931.00	\$ -	\$ -
001.150.000.30010 - Back Taxes- Interest and Penalty	\$ (200,000.00)	\$ (200,000.00)	\$ (200,000.00)	\$ (200,000.00)	\$ (200,000.00)	\$ (200,000.00)	\$ (274,523.43)
001.150.000.34850 - Treasurer/Collector Fees	\$ (5,000.00)	\$ (5,000.00)	\$ (5,000.00)	\$ (5,000.00)	\$ (5,000.00)	\$ (5,000.00)	\$ (11,530.00)
001.150.000.39000 - Transfers from Other Funds	\$ -	\$ -	\$ 205,000.00	\$ 205,000.00	\$ 205,000.00	\$ 205,000.00	\$ (0.34)
001.170.000.34050 - Mapping Royalty Fees	\$ -	\$ -	\$ -	\$ -	\$ 449.00	\$ 449.00	\$ 488.89
001.170.000.34060 - Assessor Fees	\$ -	\$ -	\$ -	\$ -	\$ -	\$ -	\$ 886.92
001.170.000.37020 - Sup of Assr Salary Reimbursement	\$ -	\$ -	\$ -	\$ -	\$ -	\$ -	\$ 1,516.30
001.190.000.31010 - Marriage Licenses	\$ 7,300.00	\$ 7,300.00	\$ 7,300.00	\$ 7,300.00	\$ 300.00	\$ 300.00	\$ 8,555.00
001.190.000.31020 - Civil Union Licenses	\$ -	\$ -	\$ -	\$ -	\$ (770.00)	\$ (770.00)	\$ (607.00)
001.190.000.34070 - Notary Fees	\$ -	\$ -	\$ -	\$ -	\$ -	\$ -	\$ (2,899.00)
001.190.000.34080 - Business Fees	\$ -	\$ -	\$ -	\$ -	\$ -	\$ -	\$ (2,145.00)
001.190.000.34090 - Passport Fees	\$ 11,000.00	\$ 11,000.00	\$ 11,000.00	\$ 11,000.00	\$ 4,750.00	\$ 4,750.00	\$ 4,745.00
001.190.000.34100 - Certified Copy Fees	\$ -	\$ -	\$ -	\$ -	\$ (1,300.00)	\$ (1,300.00)	\$ (19,990.60)
001.190.000.34110 - Tax Redemption Fees	\$ -	\$ -	\$ -	\$ -	\$ -	\$ -	\$ (99,359.20)
001.190.000.34120 - Election Fees	\$ -	\$ -	\$ -	\$ -	\$ 13,100.00	\$ 13,100.00	\$ 14,214.00

# Kane County, Illinois

## History of Difference Between Budget, Forecast and Actual FY17 General Fund Revenue & Expenses

	As of 4/25/17 Fiscal Year 2017 Forecast Less Budget	As of 5/26/17 Fiscal Year 2017 Forecast Less Budget	As of 6/13/17 Fiscal Year 2017 Forecast Less Budget	As of 6/23/17 Fiscal Year 2017 Forecast Less Budget	As of 7/21/17 Fiscal Year 2017 Forecast Less Budget	As of 9/20/17 Fiscal Year 2017 Forecast Less Budget	As of 11/30/17 Fiscal Year 2017 ACTUAL Less Budget
001.190.000.34130 - Tax Extension Fees	\$ (7,000.00)	\$ (7,000.00)	\$ (7,000.00)	\$ (7,000.00)	\$ -	\$ -	\$ (25,891.84)
001.190.000.35900 - Miscellaneous Fees	\$ -	\$ -	\$ -	\$ -	\$ -	\$ -	\$ 1,095.83
001.190.000.37580 - Death Surcharge Reimbursement	\$ -	\$ -	\$ -	\$ -	\$ 1,124.00	\$ 1,124.00	\$ 1,124.00
001.190.000.37900 - Miscellaneous Reimbursement	\$ -	\$ -	\$ -	\$ -	\$ 26.00	\$ 26.00	\$ 26.00
001.190.000.38900 - Miscellaneous Other	\$ 1,000.00	\$ 1,000.00	\$ 1,000.00	\$ 1,000.00	\$ -	\$ -	\$ -
001.210.000.34140 - Financing Statement Fees	\$ -	\$ -	\$ -	\$ -	\$ (420.00)	\$ (420.00)	\$ (255.00)
001.210.000.34150 - Recording Fees	\$ -	\$ -	\$ -	\$ -	\$ 54,300.00	\$ 54,300.00	\$ 80,158.56
001.210.000.34160 - Certified Record Copy Fees	\$ -	\$ -	\$ -	\$ -	\$ (800.00)	\$ (800.00)	\$ (3,108.18)
001.210.000.34170 - Revenue Tax Stamp Fees	\$ -	\$ -	\$ -	\$ -	\$ 50,300.00	\$ 50,300.00	\$ 275,362.35
001.210.000.38000 - Investment Income	\$ -	\$ -	\$ -	\$ -	\$ (75.00)	\$ (75.00)	\$ (67.66)
001.240.000.33700 - Child Protection Data Court Grant	\$ (6,650.00)	\$ (6,650.00)	\$ (6,650.00)	\$ (6,650.00)	\$ (6,000.00)	\$ (6,000.00)	\$ (10,150.00)
001.240.000.34520 - Mental Health/Specialty Court Fees	\$ -	\$ -	\$ -	\$ -	\$ (117,172.11)	\$ (117,172.11)	\$ (81,715.52)
001.240.000.38900 - Miscellaneous Other	\$ -	\$ -	\$ -	\$ -	\$ -	\$ -	\$ 12,739.55
001.250.000.34200 - General Circuit Division Fees	\$ (710,100.00)	\$ (710,100.00)	\$ (710,100.00)	\$ (710,100.00)	\$ (710,100.00)	\$ (710,100.00)	\$ (1,009,952.35)
001.250.000.34210 - 10% Bond Fees	\$ (141,000.00)	\$ (141,000.00)	\$ (141,000.00)	\$ (141,000.00)	\$ (141,000.00)	\$ (141,000.00)	\$ (84,075.63)
001.250.000.34220 - Mailing Fees	\$ (3,000.00)	\$ (3,000.00)	\$ (3,000.00)	\$ (3,000.00)	\$ (3,000.00)	\$ (3,000.00)	\$ (26,467.26)
001.250.000.34230 - County Court System Fees	\$ (47,000.00)	\$ (47,000.00)	\$ (47,000.00)	\$ (47,000.00)	\$ (47,000.00)	\$ (47,000.00)	\$ (8,249.57)
001.250.000.35260 - Additional Circuit Divison Fees	\$ (52,100.00)	\$ (52,100.00)	\$ (52,100.00)	\$ (52,100.00)	\$ (52,100.00)	\$ (52,100.00)	\$ (44,287.64)
001.250.000.35900 - Miscellaneous Fees	\$ -	\$ -	\$ -	\$ -	\$ -	\$ -	\$ (2,150.00)
001.250.000.36050 - DUI Fines	\$ -	\$ -	\$ -	\$ -	\$ -	\$ -	\$ 2,803.43
001.250.000.38030 - Investment Income Other Depts	\$ -	\$ -	\$ -	\$ -	\$ -	\$ -	\$ (2,867.82)
001.250.000.39000 - Transfer from Other Funds	\$ -	\$ -	\$ -	\$ -	\$ -	\$ -	\$ -
001.300.000.32095 - JJC Council Grant	\$ -	\$ -	\$ -	\$ -	\$ -	\$ -	\$ 977.81
001.300.000.34250 - State's Atty Prosecution Fees	\$ (116,730.00)	\$ (116,730.00)	\$ (116,730.00)	\$ (116,730.00)	\$ (66,064.50)	\$ (66,064.50)	\$ (36,936.27)
001.300.000.35010 - Default Fees	\$ (28,436.00)	\$ (28,436.00)	\$ (28,436.00)	\$ (28,436.00)	\$ (8,319.14)	\$ (8,319.14)	\$ (2,878.28)
001.300.000.35230 - DV Diversion Program Fee	\$ (9,000.00)	\$ (9,000.00)	\$ (9,000.00)	\$ (9,000.00)	\$ (10,468.42)	\$ (10,468.42)	\$ (5,513.73)
001.300.000.35270 - Drug Testing Administrative Fee	\$ 625.00	\$ 625.00	\$ 625.00	\$ 625.00	\$ (492.89)	\$ (492.89)	\$ 252.55
001.300.000.35280 - Drug Diversion Program Fee	\$ (40,796.00)	\$ (40,796.00)	\$ (40,796.00)	\$ (40,796.00)	\$ (40,762.40)	\$ (40,762.40)	\$ (35,681.69)
001.300.000.35345 - Deferred Prosecution	\$ (12,526.00)	\$ (12,526.00)	\$ (12,526.00)	\$ (12,526.00)	\$ (26,442.16)	\$ (26,442.16)	\$ (10,921.78)
001.300.000.35350 - D/A Deferred Prosecution	\$ (33,139.00)	\$ (33,139.00)	\$ (33,139.00)	\$ (33,139.00)	\$ (35,537.31)	\$ (35,537.31)	\$ (36,244.89)
001.300.000.35355 - P/S Deferred Prosecution	\$ (2,000.00)	\$ (2,000.00)	\$ (2,000.00)	\$ (2,000.00)	\$ (1,479.77)	\$ (1,479.77)	\$ (1,090.00)
001.300.000.35900 - Miscellaneous Fees	\$ (1,650.00)	\$ (1,650.00)	\$ (1,650.00)	\$ (1,650.00)	\$ (1,543.70)	\$ (1,543.70)	\$ (156.74)
001.300.000.36000 - State's Attorney Fines	\$ (161,000.00)	\$ (161,000.00)	\$ (161,000.00)	\$ (161,000.00)	\$ (125,120.42)	\$ (125,120.42)	\$ (104,604.56)
001.300.000.36010 - Bond Forfeiture Fines	\$ (188,420.00)	\$ (188,420.00)	\$ (188,420.00)	\$ (188,420.00)	\$ (134,329.42)	\$ (134,329.42)	\$ (140,170.16)
001.300.000.36040 - Second Chance Fines	\$ -	\$ -	\$ -	\$ -	\$ -	\$ -	\$ 415.00
001.300.000.37030 - States Atty Salary Reimbursement	\$ -	\$ -	\$ -	\$ -	\$ -	\$ -	\$ -
001.360.000.34790 - Public Defender Fees	\$ -	\$ -	\$ -	\$ -	\$ (30,105.00)	\$ (30,105.00)	\$ (31,865.96)
001.360.000.37050 - Public Def Salary Reimbursement	\$ -	\$ -	\$ -	\$ -	\$ -	\$ -	\$ 0.04
001.360.000.37610 - SVP Reimbursement	\$ -	\$ -	\$ -	\$ -	\$ (6,551.00)	\$ (6,551.00)	\$ 14,582.37
001.380.000.32220 - State Alien Assistance Grant	\$ (125,000.00)	\$ (125,000.00)	\$ (125,000.00)	\$ (125,000.00)	\$ -	\$ 39,000.00	\$ (125,000.00)
001.380.000.32650 - Justice Assistance Grant	\$ 1,000.00	\$ 1,000.00	\$ 1,000.00	\$ 1,000.00	\$ -	\$ -	\$ (20,633.80)

# Kane County, Illinois

## History of Difference Between Budget, Forecast and Actual FY17 General Fund Revenue & Expenses

	As of 4/25/17 Fiscal Year 2017 Forecast Less Budget	As of 5/26/17 Fiscal Year 2017 Forecast Less Budget	As of 6/13/17 Fiscal Year 2017 Forecast Less Budget	As of 6/23/17 Fiscal Year 2017 Forecast Less Budget	As of 7/21/17 Fiscal Year 2017 Forecast Less Budget	As of 9/20/17 Fiscal Year 2017 Forecast Less Budget	As of 11/30/17 Fiscal Year 2017 ACTUAL Less Budget
001.380.000.34350 - Detail Fees	\$ 1,000.00	\$ 1,000.00	\$ 1,000.00	\$ 1,000.00	\$ (24,500.00)	\$ (24,500.00)	\$ (21,630.00)
001.380.000.34360 - Net Civil Processing Fees	\$ 1,000.00	\$ 1,000.00	\$ 1,000.00	\$ 1,000.00	\$ (65,500.00)	\$ (65,500.00)	\$ (37,832.77)
001.380.000.34370 - Chancery Foreclosure Fees	\$ (250,000.00)	\$ (250,000.00)	\$ (250,000.00)	\$ (250,000.00)	\$ (237,000.00)	\$ (237,000.00)	\$ (251,418.38)
001.380.000.34380 - Body Writ Fees	\$ -	\$ -	\$ -	\$ -	\$ 2,800.00	\$ 2,800.00	\$ 2,536.00
001.380.000.34390 - Accident Copy Fees	\$ -	\$ -	\$ -	\$ -	\$ (3,000.00)	\$ (3,000.00)	\$ (3,609.00)
001.380.000.34400 - Weekend Prisoner Fees	\$ -	\$ -	\$ -	\$ -	\$ 2,600.00	\$ 2,600.00	\$ (1,721.65)
001.380.000.34410 - Burglar Alarm Fees	\$ -	\$ -	\$ -	\$ -	\$ (10,000.00)	\$ (10,000.00)	\$ (9,943.00)
001.380.000.34430 - Inmate Telephone Fees- AJF	\$ (62,000.00)	\$ (62,000.00)	\$ (62,000.00)	\$ (62,000.00)	\$ (30,000.00)	\$ (30,000.00)	\$ (4,338.15)
001.380.000.34440 - Fingerprinting Fees	\$ (1,000.00)	\$ (1,000.00)	\$ (1,000.00)	\$ (1,000.00)	\$ (1,400.00)	\$ (1,400.00)	\$ (1,800.00)
001.380.000.34450 - Bond Fees	\$ (9,000.00)	\$ (9,000.00)	\$ (9,000.00)	\$ (9,000.00)	\$ (22,000.00)	\$ (22,000.00)	\$ (28,150.00)
001.380.000.35900 - Miscellaneous Fees					\$ 9,500.00	\$ 9,500.00	\$ 5,127.52
001.380.000.36060 - Traffic Violation Fines	\$ (50,000.00)	\$ (50,000.00)	\$ (50,000.00)	\$ (50,000.00)	\$ (160,000.00)	\$ (160,000.00)	\$ (158,752.04)
001.380.000.36080 - Eviction Fines	\$ (64,000.00)	\$ (64,000.00)	\$ (64,000.00)	\$ (64,000.00)	\$ (78,000.00)	\$ (78,000.00)	\$ (73,018.75)
001.380.000.37060 - Prisoner Transfer Reimbursement	\$ -	\$ -	\$ -	\$ -	\$ (8,500.00)	\$ (8,500.00)	\$ (8,500.00)
001.380.000.37240 - Sheriff Training Reimbursement	\$ 1,000.00	\$ 1,000.00	\$ 1,000.00	\$ 1,000.00	\$ (5,750.00)	\$ (5,750.00)	\$ (4,343.00)
001.380.000.37900 - Miscellaneous Reimbursement	\$ 1,000.00	\$ 1,000.00	\$ 1,000.00	\$ 1,000.00	\$ 50,000.00	\$ 50,000.00	\$ 9,341.96
001.380.000.38530 - Auction Sales	\$ (4,000.00)	\$ (4,000.00)	\$ (4,000.00)	\$ (4,000.00)	\$ (24,000.00)	\$ (24,000.00)	\$ (28,065.99)
001.430.000.32735 - JJC Healthy Food Initiative Grant	\$ -	\$ -	\$ -	\$ -	\$ -	\$ -	\$ 5,000.00
001.430.000.34480 - KIDS Program Fees	\$ -	\$ -	\$ -	\$ -	\$ -	\$ -	\$ 23,536.62
001.430.000.34490 - Electronic Monitoring Fees	\$ (5,000.00)	\$ (5,000.00)	\$ (5,000.00)	\$ (5,000.00)	\$ (5,000.00)	\$ (5,000.00)	\$ (21,583.05)
001.430.000.34500 - JCS Custody Parental Sup Fees	\$ -	\$ -	\$ -	\$ -	\$ -	\$ -	\$ (18,586.00)
001.430.000.34880 - Interstate Compact Fees	\$ -	\$ -	\$ -	\$ -	\$ -	\$ -	\$ 12.49
001.430.000.35050 - Domestic Violence GPS Fees	\$ -	\$ -	\$ -	\$ -	\$ -	\$ -	\$ (4,235.07)
001.430.000.37080 - Probation Salary Reimbursement	\$ (222,456.00)	\$ (222,456.00)	\$ (222,456.00)	\$ (222,456.00)	\$ -	\$ -	\$ (51,178.88)
001.430.000.37090 - Youth Home Reimbursement	\$ (200,000.00)	\$ (200,000.00)	\$ (200,000.00)	\$ (200,000.00)	\$ (42,650.00)	\$ (42,650.00)	\$ (176,791.77)
001.430.000.37100 - Medicaid Reimbursement	\$ -	\$ -	\$ -	\$ -	\$ -	\$ -	\$ (5,000.00)
001.430.000.37275 - Victim Impact Panel Reimbursement	\$ -	\$ -	\$ -	\$ -	\$ 12,000.00	\$ 12,000.00	\$ 11,650.00
001.430.000.37530 - MST Therapy Reimbursement	\$ -	\$ -	\$ -	\$ -	\$ -	\$ -	\$ (14,445.00)
001.430.000.37550 - Treatment Alt Court Reimbursement	\$ 1,670.00	\$ 1,670.00	\$ 1,670.00	\$ 1,670.00	\$ 1,670.00	\$ 1,670.00	\$ 2,170.00
001.430.000.37570 - IL State Board Education (ISBE) Reimbu	\$ (25,000.00)	\$ (25,000.00)	\$ (25,000.00)	\$ (25,000.00)	\$ (25,000.00)	\$ (25,000.00)	\$ (48,682.21)
001.430.000.37900 - Miscellaneous Reimbursement	\$ -	\$ 6,000.00	\$ 6,000.00	\$ 6,000.00	\$ -	\$ -	\$ 542.36
001.430.000.39900 - Transfer from Other Funds	\$ -	\$ -	\$ -	\$ -	\$ 53,370.00	\$ 53,370.00	
001.510.000.37130 - Emergency Mgmt Reimbursement	\$ (6,435.00)	\$ (6,435.00)	\$ (6,435.00)	\$ (6,435.00)	\$ (6,435.00)	\$ (6,435.00)	\$ (60,992.81)
001.690.000.31300 - Building and Inspection Permits	\$ (50,000.00)	\$ (50,000.00)	\$ (50,000.00)	\$ (50,000.00)	\$ (100,000.00)	\$ (100,000.00)	\$ 72,718.50
001.690.000.31300 - Residential Grading Plan Permits	\$ -	\$ -	\$ -	\$ -	\$ (400.00)	\$ (400.00)	\$ (400.00)
001.690.000.31320 - Stormwater Permits	\$ -	\$ -	\$ -	\$ -	\$ -	\$ -	\$ 8,250.00
001.690.000.31380 - Publication Permits	\$ (800.00)	\$ (800.00)	\$ (800.00)	\$ (800.00)	\$ (900.00)	\$ (900.00)	\$ (980.00)
001.690.000.31410 - Fireworks Permits	\$ (1,000.00)	\$ (1,000.00)	\$ (1,000.00)	\$ (1,000.00)	\$ 800.00	\$ 800.00	\$ 800.00
001.690.000.34710 - Cable Franchise Fees	\$ 60,000.00	\$ 60,000.00	\$ 60,000.00	\$ 60,000.00	\$ 60,000.00	\$ 60,000.00	\$ 49,983.90
001.690.000.34720 - Zoning Fees	\$ 10,000.00	\$ 10,000.00	\$ 10,000.00	\$ 10,000.00	\$ 10,000.00	\$ 10,000.00	\$ 28,564.75
001.690.000.34730 - Subdivision Approval Fees	\$ 6,000.00	\$ 6,000.00	\$ 6,000.00	\$ 6,000.00	\$ 6,000.00	\$ 6,000.00	\$ 9,750.00



# Kane County, Illinois

## History of Difference Between Budget, Forecast and Actual FY17 General Fund Revenue & Expenses

	As of 4/25/17 Fiscal Year 2017 Forecast Less Budget	As of 5/26/17 Fiscal Year 2017 Forecast Less Budget	As of 6/13/17 Fiscal Year 2017 Forecast Less Budget	As of 6/23/17 Fiscal Year 2017 Forecast Less Budget	As of 7/21/17 Fiscal Year 2017 Forecast Less Budget	As of 9/20/17 Fiscal Year 2017 Forecast Less Budget	As of 11/30/17 Fiscal Year 2017 ACTUAL Less Budget
001.690.000.34740 - Development/Planning Svc Fees	\$ -	\$ -	\$ -	\$ -	\$ (1,900.00)	\$ (1,900.00)	\$ (1,975.00)
001.690.000.34750 - Adjudication Hearing Fees	\$ -	\$ -	\$ -	\$ -	\$ (400.00)	\$ (400.00)	\$ (800.00)
001.690.000.35370 - Construction Fee in Lieu of Permit Fee	\$ 2,000.00	\$ 2,000.00	\$ 2,000.00	\$ 2,000.00	\$ 2,000.00	\$ 2,000.00	\$ 2,000.00
001.690.000.35375 - Vacant Dwelling Fee	\$ -	\$ -	\$ -	\$ -	\$ -	\$ 800.00	\$ 1,050.00
001.690.000.35380 - Coin Operated Amusement Fee	\$ 5,000.00	\$ 5,000.00	\$ 5,000.00	\$ 5,000.00	\$ 5,000.00	\$ 5,800.00	\$ 5,800.00
001.690.000.35385 - Electrical Aggregation Admin Fee	\$ -	\$ -	\$ -	\$ -	\$ -	\$ -	\$ (1,688.12)
001.690.000.36090 - Ajudication Fines	\$ -	\$ -	\$ -	\$ -	\$ (2,000.00)	\$ (1,000.00)	\$ (2,000.00)
<b>Total General Fund Revenues</b>	<b>\$ (2,850,616.00)</b>	<b>\$ (2,844,616.00)</b>	<b>\$ (2,551,616.00)</b>	<b>\$ (2,551,616.00)</b>	<b>\$ (1,605,862.23)</b>	<b>\$ (1,491,193.23)</b>	<b>\$ (1,837,977.61)</b>
<b>General Fund Expenditures</b>							
County Board Savings					\$ 25,686.55	\$ 25,686.55	\$ 61,499.12
Finance Savings					\$ 4,701.93	\$ 4,701.93	\$ 17,879.67
IT Savings			\$ 30,973.00	\$ 30,973.00	\$ 15,387.00	\$ 56,318.00	\$ 275,787.64
Building Management Savings					\$ 14,197.59	\$ 14,197.59	\$ 5,737.21
Human Resource Management Savings					\$ 2,763.86	\$ 2,363.86	\$ 12,713.30
County Auditor Savings					\$ 43,736.51	\$ 43,736.51	\$ 6,799.10
Treasurer/Collector Savings					\$ 4,148.20	\$ 4,148.20	\$ 194.92
Supervisor of Assessments Savings					\$ 50,881.12	\$ 50,881.12	\$ 109,111.52
County Clerk Savings			\$ 953,200.00		\$ 166,890.93	\$ 166,890.93	\$ 218,539.43
Recorder Savings					\$ 62,612.37	\$ 62,612.37	\$ 62,849.89
Judiciary & Courts Savings					\$ 108,757.81	\$ 108,757.81	\$ 164,204.68
Circuit Clerk Savings					\$ 930.98	\$ 930.98	\$ 313,694.47
State's Attorney Savings					\$ 218,159.39	\$ 218,159.39	\$ 506,360.97
Public Defender Savings					\$ -	\$ -	\$ 64,915.37
Sheriff Savings				\$ 560,000.00	\$ 885,080.07	\$ 885,080.07	\$ 1,017,863.49
Merit Commission Savings					\$ (1,913.61)	\$ (1,913.61)	\$ 6,878.55
Court Services Savings				\$ 225,000.00	\$ 8,015.36	\$ 8,015.36	\$ 134,011.87
Coroner Savings					\$ (33,173.18)	\$ (33,173.18)	\$ 129.33
OEM Savings			\$ 6,435.00	\$ 6,435.00	\$ 6,435.08	\$ 6,435.08	\$ 14,663.74
Development Savings					\$ 16,337.65	\$ 16,337.65	\$ 39,571.50
Development Environmental Savings					\$ 19,698.00	\$ 19,698.00	\$ 24,894.22
Countywide Savings					\$ 50,000.00	\$ 84,000.00	\$ 524,557.28
Contingency					\$ -	\$ -	\$ 880,452.00
<b>Total General Fund Expenditure Savings</b>	<b>\$ -</b>	<b>\$ -</b>	<b>\$ 990,608.00</b>	<b>\$ 822,408.00</b>	<b>\$ 1,669,333.61</b>	<b>\$ 1,743,864.61</b>	<b>\$ 4,463,309.27</b>
<b>Total General Fund Savings Net Revenue Shortfall</b>	<b>\$ (2,850,616.00)</b>	<b>\$ (2,844,616.00)</b>	<b>\$ (1,561,008.00)</b>	<b>\$ (1,729,208.00)</b>	<b>\$ 63,471.39</b>	<b>\$ 252,671.39</b>	<b>\$ 2,625,331.66</b>
<b>Transfer from Tax Sale in Error Fund</b>							<b>\$ 2,414,478.00</b>
<b>Transfer to Insurance Liability Fund</b>							<b>\$ (2,414,478.00)</b>
<b>Transfer to Health Insurance Reserve</b>					<b>\$ (500,000.00)</b>	<b>\$ (500,000.00)</b>	<b>\$ (482,393.00)</b>
<b>Total General Fund Net Savings After Required Transfers</b>	<b>\$ (2,850,616.00)</b>	<b>\$ (2,844,616.00)</b>	<b>\$ (1,561,008.00)</b>	<b>\$ (1,729,208.00)</b>	<b>\$ (436,528.61)</b>	<b>\$ (247,328.61)</b>	<b>\$ 2,142,938.66</b>
<b>Transfer to Special Reserve for Future Allocation</b>							<b>\$ (2,140,000.00)</b>
<b>Change in General Fund Fund Balance</b>							<b>\$ 2,938.66</b>

Kane County, Illinois									
General Fund Five Year Revenue Forecast Fiscal Calendar 2018 to Fiscal Calendar 2022									
General Fund Revenues	Fiscal Calendar 2017 Actual	Fiscal Calendar 2018 Amended Budget	Fiscal Calendar 2018 Actual through 4.4.18	Fiscal Calendar 2018 Forecast	2018 Forecast Less Budget	Fiscal Calendar 2019 Forecast	Fiscal Calendar 2020 Forecast	Fiscal Calendar 2021 Forecast	Fiscal Calendar 2022 Forecast
001.000.000.30000 - Property Taxes	\$ 33,238,973	\$ 33,988,288	\$ -	\$ 33,907,307	\$ (80,981)	\$ 34,407,307	\$ 34,907,307	\$ 35,407,307	\$ 35,907,307
001.000.000.30010 - Back Taxes- Interest and Penalty	\$ -	\$ -	\$ -	\$ -	\$ -				
001.000.000.30100 - Sales Tax	\$ 16,185,293	\$ 16,250,000	\$ 2,980,861	\$ 16,509,000	\$ 259,000	\$ 16,839,000	\$ 17,176,000	\$ 17,520,000	\$ 17,870,000
001.000.000.30105 - Sales Tax- RTA	\$ 527,181	\$ 521,000	\$ 95,699	\$ 521,000	\$ -	\$ 531,000	\$ 542,000	\$ 553,000	\$ 564,000
001.000.000.30110 - Income Tax	\$ 5,530,422	\$ 5,580,000	\$ 1,452,834	\$ 5,580,000	\$ -	\$ 5,700,000	\$ 5,700,000	\$ 5,700,000	\$ 5,700,000
001.000.000.30120 - Local Use Tax	\$ 1,525,984	\$ 1,500,000	\$ 345,017	\$ 1,525,000	\$ 25,000	\$ 1,550,000	\$ 1,581,000	\$ 1,613,000	\$ 1,645,000
001.000.000.30130 - Estate/Inheritance Tax	\$ -	\$ -	\$ -	\$ -	\$ -				
001.000.000.30160 - Personal Property ReplaceTax	\$ 1,754,447	\$ 1,350,000	\$ 361,378	\$ 1,500,000	\$ 150,000	\$ 1,450,000	\$ 1,450,000	\$ 1,450,000	\$ 1,450,000
001.000.000.30170 - TIF Distribution Tax	\$ -	\$ 10,000	\$ -	\$ 10,000	\$ -	\$ 10,000	\$ 10,000	\$ 10,000	\$ 10,000
001.000.000.30180 - Video Gaming Tax	\$ -	\$ -	\$ -	\$ -	\$ -				
001.000.000.33900 - Miscellaneous Grants	\$ -	\$ -	\$ -	\$ -	\$ -				
001.000.000.34000 - Off Track Wagering Fees	\$ -	\$ -	\$ -	\$ -	\$ -				
001.000.000.34780 - COBRA Administration Fees	\$ -	\$ -	\$ -	\$ -	\$ -				
001.000.000.34890 - Indemnity Fees	\$ 45,000	\$ 42,000	\$ -	\$ 42,000	\$ -	\$ 40,000	\$ 40,000	\$ 40,000	\$ 40,000
001.000.000.37000 - Forest Preserve Reimbursement	\$ 63,994	\$ 64,164	\$ 2,756	\$ 64,164	\$ -	\$ 64,164	\$ 64,164	\$ 64,164	\$ 64,164
001.000.000.37005 - KCDEE Reimbursements	\$ 1,931	\$ -	\$ -	\$ -	\$ -				
001.000.000.37900 - Miscellaneous Reimbursement	\$ 15,109	\$ -	\$ 3,707	\$ 3,707	\$ 3,707				
001.000.000.38000 - Investment Income	\$ 318,134	\$ 466,043	\$ 72,219	\$ 757,000	\$ 290,957	\$ 1,048,000	\$ 1,164,000	\$ 1,222,000	\$ 1,280,000
001.000.000.38500 - Rental Income	\$ 66,577	\$ 47,527	\$ 14,176	\$ 47,527	\$ -	\$ 47,527	\$ 47,527	\$ 47,527	\$ 47,527
001.000.000.38530 - Auction Sales	\$ 3,180	\$ 5,000	\$ 3,259	\$ 5,000	\$ -	\$ 5,000	\$ 5,000	\$ 5,000	\$ 5,000
001.000.000.38570 - Refunds	\$ 20,263	\$ -	\$ 1,492	\$ 1,492	\$ 1,492				
001.000.000.38580 - Cell Tower Lease	\$ 23,576	\$ 23,323	\$ 7,729	\$ 23,454	\$ 131	\$ 23,998	\$ 24,558	\$ 25,135	\$ 25,729
001.000.000.38900 - Miscellaneous Other	\$ 34,052	\$ -	\$ 112	\$ 112	\$ 112				
001.000.000.38990 - Move from Agency Fund	\$ 116,915	\$ -	\$ -	\$ -	\$ -				
001.000.000.39000 - Transfer From Other Funds	\$ 1,564,000	\$ 1,077,124	\$ 1,071,124	\$ 1,077,124	\$ -	\$ 14,400	\$ 14,400	\$ 14,400	\$ 14,400
001.000.000.39900 - Cash On Hand	\$ -	\$ -	\$ -	\$ -	\$ -				
001.010.000.31000 - Liquor Licenses	\$ 98,100	\$ 94,450	\$ 83,725	\$ 94,450	\$ -	\$ 94,450	\$ 94,450	\$ 94,450	\$ 94,450
001.010.000.31390 - Gathering Permits	\$ 1,750	\$ 5,000	\$ -	\$ 5,000	\$ -	\$ 5,000	\$ 5,000	\$ 5,000	\$ 5,000
001.010.000.33900 - Miscellaneous Grants					\$ -				
001.010.000.38900 - Miscellaneous Other					\$ -				
001.010.000.39000 - Transfer From Other Funds	\$ 50,000	\$ 50,000	\$ 50,000	\$ 50,000	\$ -	\$ 50,000	\$ 50,000	\$ 50,000	\$ 50,000
001.060.000.34020 - Computer Services Fees	\$ 43,101	\$ 67,676	\$ -	\$ 67,676	\$ -	\$ 71,060	\$ 74,613	\$ 78,343	\$ 82,261
001.060.000.38900 - Miscellaneous Other	\$ 112,827	\$ 141,683	\$ 19,735	\$ 141,683	\$ -	\$ 141,683	\$ 141,683	\$ 141,683	\$ 141,683
001.060.000.39000 - Transfer From Other Funds	\$ 262,796	\$ 683,830	\$ 384,830	\$ 683,830	\$ -	\$ 683,830	\$ 683,830	\$ 683,830	\$ 683,830
001.150.000.30010 - Back Taxes- Interest and Penalty	\$ 1,525,477	\$ 1,600,000	\$ -	\$ 1,550,000	\$ (50,000)	\$ 1,520,000	\$ 1,520,000	\$ 1,520,000	\$ 1,520,000
001.150.000.34125 - Sale in Error Balance Transfer	\$ -	\$ -	\$ -	\$ -	\$ -				
001.150.000.34850 - Treasurer/Collector Fees	\$ 43,470	\$ 55,000	\$ -	\$ 44,000	\$ (11,000)	\$ 42,000	\$ 41,000	\$ 40,000	\$ 40,000
001.150.000.35090 - Non Advalorum SSA Fees	\$ -	\$ -	\$ -		\$ -				
001.150.000.38900 - Miscellaneous Other	\$ -	\$ -	\$ -		\$ -				
001.150.000.39000 - Transfer From Other Funds	\$ 2,414,478	\$ 21,000	\$ -	\$ 21,000	\$ -	\$ 20,000	\$ 20,000	\$ 20,000	\$ 20,000
001.170.000.34050 - Mapping Royalties Fees	\$ 10,489	\$ 10,000	\$ -	\$ 2,500	\$ (7,500)	\$ 2,500	\$ 2,500	\$ 2,500	\$ 2,500
001.170.000.34060 - Assessor Fees	\$ 20,887	\$ 20,000	\$ 5,451	\$ 20,000	\$ -	\$ 20,000	\$ 20,000	\$ 20,000	\$ 20,000
001.170.000.37020 - Sup of Assr Salary Reimbursement	\$ 65,405	\$ 63,889	\$ 15,972	\$ 63,889	\$ -	\$ 63,889	\$ 63,889	\$ 63,889	\$ 63,889
001.170.000.38900 - Miscellaneous Other	\$ -	\$ -	\$ -		\$ -				
001.190.000.31010 - Marriage Licenses	\$ 94,014	\$ 89,400	\$ 16,200	\$ 94,400	\$ 5,000	\$ 96,300	\$ 98,200	\$ 100,200	\$ 102,200
001.190.000.31020 - Civil Union Licenses	\$ 504	\$ 500	\$ 135	\$ 500	\$ -	\$ 500	\$ 500	\$ 500	\$ 500
001.190.000.32270 - Help America Vote Act (HAVA) Grant	\$ -	\$ -	\$ -		\$ -	.			
001.190.000.33690 - Illinois Voter Registration State (IVRS)	\$ -	\$ -	\$ -		\$ -				

Kane County, Illinois									
General Fund Five Year Revenue Forecast Fiscal Calendar 2018 to Fiscal Calendar 2022									
General Fund Revenues	Fiscal Calendar 2017 Actual	Fiscal Calendar 2018 Amended Budget	Fiscal Calendar 2018 Actual through 4.4.18	Fiscal Calendar 2018 Forecast	2018 Forecast Less Budget	Fiscal Calendar 2019 Forecast	Fiscal Calendar 2020 Forecast	Fiscal Calendar 2021 Forecast	Fiscal Calendar 2022 Forecast
001.190.000.34070 - Notary Fees	\$ 22,330	\$ 23,700	\$ 5,176	\$ 23,700	\$ -	\$ 24,060	\$ 24,420	\$ 24,790	\$ 25,160
001.190.000.34080 - Business Fees	\$ 6,223	\$ 8,000	\$ 1,130	\$ 8,000	\$ -	\$ 8,500	\$ 9,000	\$ 9,500	\$ 10,000
001.190.000.34090 - Passport Fees	\$ 72,725	\$ 72,000	\$ 29,406	\$ 76,000	\$ 4,000	\$ 77,520	\$ 79,070	\$ 80,650	\$ 82,260
001.190.000.34100 - Certified Copy Fees	\$ 522,910	\$ 540,650	\$ 122,623	\$ 540,650	\$ -	\$ 546,060	\$ 551,520	\$ 557,040	\$ 562,610
001.190.000.34110 - Tax Redemption Fees	\$ 120,179	\$ 226,600	\$ 33,379	\$ 226,600	\$ -	\$ 227,600	\$ 228,600	\$ 229,600	\$ 230,600
001.190.000.34120 - Election Fees	\$ 36,666	\$ 114,700	\$ 164	\$ 114,700	\$ -	\$ 57,900	\$ 116,900	\$ 59,000	\$ 119,200
001.190.000.34130 - Tax Extension Fees	\$ 31,361	\$ 64,100	\$ 10,090	\$ 64,100	\$ -	\$ 65,382	\$ 66,690	\$ 68,024	\$ 69,384
001.190.000.35900 - Miscellaneous Fees	\$ 7,680	\$ 8,000	\$ 2,400	\$ 9,000	\$ 1,000	\$ 9,500	\$ 10,000	\$ 10,500	\$ 11,000
001.190.000.37580 - Death Surcharge Reimbursement	\$ -	\$ 15,000	\$ -	\$ 15,000	\$ -	\$ 15,000	\$ 15,000	\$ 15,000	\$ 15,000
001.190.000.37585 - Catalyst Geneology Reimbursement	\$ -	\$ -	\$ -		\$ -				
001.190.000.37900 - Miscellaneous Reimbursement	\$ -	\$ -	\$ -		\$ -				
001.190.000.38900 - Miscellaneous Other	\$ 800	\$ -	\$ -	\$ -	\$ -	\$ 1,000	\$ 1,000	\$ 1,000	\$ 1,000
001.210.000.34140 - Financing Statement Fees	\$ 5,745	\$ 6,000	\$ 2,195	\$ 6,000	\$ -	\$ 6,000	\$ 6,000	\$ 6,000	\$ 6,000
001.210.000.34150 - Recording Fees	\$ 1,450,159	\$ 1,450,000	\$ 432,306	\$ 1,450,000	\$ -	\$ 1,450,000	\$ 1,450,000	\$ 1,450,000	\$ 1,450,000
001.210.000.34160 - Certified Record Copy Fees	\$ 32,892	\$ 36,000	\$ 8,666	\$ 33,000	\$ (3,000)	\$ 33,000	\$ 33,000	\$ 33,000	\$ 33,000
001.210.000.34170 - Revenue Tax Stamp Fees	\$ 1,675,362	\$ 1,430,000	\$ 531,800	\$ 1,500,000	\$ 70,000	\$ 1,520,000	\$ 1,540,000	\$ 1,560,000	\$ 1,580,000
001.210.000.34190 - Surcharge Fees	\$ -	\$ -	\$ -		\$ -	\$ -	\$ -	\$ -	\$ -
001.210.000.35900 - Miscellaneous Fees	\$ -	\$ -	\$ -	\$ -	\$ -	\$ -	\$ -	\$ -	\$ -
001.210.000.38000 - Investment Income	\$ 133	\$ 200	\$ 42	\$ 150	\$ (50)	\$ 150	\$ 150	\$ 150	\$ 150
001.210.000.38900 - Miscellaneous Other	\$ -	\$ -	\$ -	\$ -	\$ -	\$ -	\$ -	\$ -	\$ -
001.240.000.33700 - Child Protection Data Court Grant	\$ -	\$ 8,300	\$ -	\$ 4,150	\$ (4,150)	\$ 4,150	\$ 4,150	\$ 4,150	\$ 4,150
001.240.000.34520 - Mental Health/Specialty Court Fees	\$ 218,284	\$ 300,000	\$ 56,534	\$ 220,000	\$ (80,000)	\$ 220,000	\$ 220,000	\$ 220,000	\$ 220,000
001.240.000.38900 - Miscellaneous Other	\$ 12,740	\$ -	\$ 518		\$ -				
001.250.000.34200 - General Circuit Division Fees	\$ 4,100,148	\$ 4,450,000	\$ 1,425,088	\$ 4,275,000	\$ (175,000)	\$ 4,325,000	\$ 4,375,000	\$ 4,425,000	\$ 4,475,000
001.250.000.34210 - 10% Bond Fees	\$ 536,924	\$ 150,000	\$ 191,319	\$ 570,000	\$ 420,000	\$ 570,000	\$ 570,000	\$ 570,000	\$ 570,000
001.250.000.34220 - Mailing Fees	\$ 51,533	\$ 75,000	\$ 12,448	\$ 50,000	\$ (25,000)	\$ 50,000	\$ 50,000	\$ 50,000	\$ 50,000
001.250.000.34230 - County Court System Fees	\$ 194,750	\$ 150,000	\$ 75,821	\$ 200,000	\$ 50,000	\$ 200,000	\$ 200,000	\$ 200,000	\$ 200,000
001.250.000.35260 - Additional Circuit Divison Fees	\$ 357,812	\$ 355,000	\$ 122,471	\$ 355,000	\$ -	\$ 360,000	\$ 365,000	\$ 368,000	\$ 370,000
001.250.000.35900 - Miscellaneous Fees	\$ 2,850	\$ 5,000	\$ -	\$ -	\$ (5,000)	\$ -	\$ -	\$ -	\$ -
001.250.000.36050 - DUI Fines	\$ 22,803	\$ 25,000	\$ 6,306	\$ 20,000	\$ (5,000)	\$ 20,500	\$ 21,000	\$ 21,500	\$ 22,000
001.250.000.38030 - Investment Income- Other Depts	\$ 2,132	\$ 5,000	\$ 734	\$ 4,000	\$ (1,000)	\$ 4,000	\$ 4,000	\$ 4,000	\$ 4,000
001.250.000.38900 - Miscellaneous Other		\$ -	\$ -		\$ -	\$ -	\$ -	\$ -	
001.250.000.39000 - Transfer From Other Funds	\$ 103,865	\$ -	\$ -		\$ -	\$ -	\$ -	\$ -	
001.300.000.32095 - JJC Council Grant	\$ 47,469	\$ 50,000	\$ 8,771	\$ 50,000	\$ -	\$ 50,000	\$ 50,000	\$ 50,000	\$ 50,000
001.300.000.34250 - State's Atty Prosecution Fees	\$ 174,064	\$ 160,000	\$ 47,622	\$ 160,000	\$ -	\$ 160,000	\$ 160,000	\$ 160,000	\$ 160,000
001.300.000.35010 - Default Fees	\$ 77,122	\$ 84,000	\$ 18,437	\$ 60,000	\$ (24,000)	\$ 60,000	\$ 60,000	\$ 60,000	\$ 60,000
001.300.000.35230 - DV Diversion Program Fee	\$ 64,486	\$ 55,000	\$ 18,516	\$ 55,000	\$ -	\$ 55,000	\$ 55,000	\$ 55,000	\$ 55,000
001.300.000.35270 - Drug Testing Administrative Fee	\$ 12,253	\$ 10,000	\$ 2,624	\$ 10,000	\$ -	\$ 10,000	\$ 10,000	\$ 10,000	\$ 10,000
001.300.000.35280 - Drug Diversion Program Fee	\$ 47,318	\$ 42,000	\$ 17,491	\$ 42,000	\$ -	\$ 42,000	\$ 42,000	\$ 42,000	\$ 42,000
001.300.000.35345 - Deferred Prosecution	\$ 125,078	\$ 100,000	\$ 23,403	\$ 85,000	\$ (15,000)	\$ 85,000	\$ 85,000	\$ 85,000	\$ 85,000
001.300.000.35350 - D/A Deferred Prosecution (1)	\$ 18,755	\$ 20,500	\$ 2,379	\$ 5,000	\$ (15,500)	\$ 5,000	\$ 5,000	\$ 5,000	\$ 5,000
001.300.000.35355 - P/S Deferred Prosecution (2)	\$ 910	\$ 1,000	\$ -	\$ 500	\$ (500)	\$ 500	\$ 500	\$ 500	\$ 500
001.300.000.35360 - Extradition Fees		\$ -	\$ -	\$ -	\$ -	\$ -	\$ -	\$ -	
001.300.000.35900 - Miscellaneous Fees	\$ 1,843	\$ 1,000	\$ 896	\$ 1,000	\$ -	\$ 1,000	\$ 1,000	\$ 1,000	\$ 1,000
001.300.000.36000 - State's Attorney Fines	\$ 188,395	\$ 192,000	\$ 47,894	\$ 150,000	\$ (42,000)	\$ 150,000	\$ 150,000	\$ 150,000	\$ 150,000
001.300.000.36010 - Bond Forfeiture Fines (3)	\$ 235,250	\$ 204,470	\$ 47,229	\$ 150,000	\$ (54,470)	\$ 135,000	\$ 121,500	\$ 109,350	\$ 98,415
001.300.000.36030 - Collection Fines	\$ -	\$ -	\$ -	\$ -	\$ -	\$ -	\$ -	\$ -	
001.300.000.36040 - Second Chance Fines (4)	\$ 415	\$ -	\$ -	\$ -	\$ -	\$ -	\$ -	\$ -	

Kane County, Illinois									
General Fund Five Year Revenue Forecast Fiscal Calendar 2018 to Fiscal Calendar 2022									
General Fund Revenues	Fiscal Calendar 2017 Actual	Fiscal Calendar 2018 Amended Budget	Fiscal Calendar 2018 Actual through 4.4.18	Fiscal Calendar 2018 Forecast	2018 Forecast Less Budget	Fiscal Calendar 2019 Forecast	Fiscal Calendar 2020 Forecast	Fiscal Calendar 2021 Forecast	Fiscal Calendar 2022 Forecast
001.300.000.37030 - States Atty Salary Reimbursement	\$ 178,677	\$ 178,677	\$ 44,669	\$ 178,677	\$ -	\$ 178,677	\$ 178,677	\$ 178,677	\$ 178,677
001.300.000.38530 - Auction Sales	\$ -	\$ -	\$ -		\$ -	\$ -	\$ -	\$ -	
001.300.000.38560 - State's Attorney Refunds	\$ -	\$ -	\$ -		\$ -	\$ -	\$ -	\$ -	
001.360.000.34790 - Public Defender Fees	\$ 8,054	\$ 15,000	\$ 365	\$ 15,000	\$ -	\$ 15,000	\$ 15,000	\$ 15,000	\$ 15,000
001.360.000.37050 - Public Def Salary Reimbursement	\$ 99,890	\$ 99,890	\$ 24,973	\$ 99,890	\$ -	\$ 99,890	\$ 99,890	\$ 99,890	\$ 99,890
001.360.000.37610 - SVP Reimbursement	\$ 29,582	\$ 22,000	\$ 1,413	\$ 22,000	\$ -	\$ 22,000	\$ 22,000	\$ 22,000	\$ 22,000
001.360.000.37900 - Miscellaneous Reimbursement	\$ -	\$ -	\$ -		\$ -				
001.360.000.39000 - Transfer From Other Funds	\$ -	\$ -	\$ -		\$ -				
001.380.000.32220 - State Alien Assistance Grant	\$ -	\$ 150,000	\$ -	\$ 150,000	\$ -	\$ 150,000	\$ 150,000	\$ 150,000	\$ 150,000
001.380.000.32650 - Justice Assistance Grant	\$ 9,366	\$ 31,000	\$ -	\$ 31,000	\$ -	\$ 32,000	\$ 33,000	\$ 34,000	\$ 35,000
001.380.000.34350 - Detail Fees	\$ 58,370	\$ 81,000	\$ 20,750	\$ 81,000	\$ -	\$ 82,000	\$ 83,000	\$ 84,000	\$ 85,000
001.380.000.34360 - Net Civil Processing Fees	\$ 202,167	\$ 241,000	\$ 52,982	\$ 241,000	\$ -	\$ 242,000	\$ 243,000	\$ 244,000	\$ 245,000
001.380.000.34370 - Chancery Foreclosure Fees	\$ 398,582	\$ 400,000	\$ 115,200	\$ 400,000	\$ -	\$ 405,000	\$ 410,000	\$ 415,000	\$ 420,000
001.380.000.34380 - Body Writ Fees	\$ 32,536	\$ 30,000	\$ 8,361	\$ 30,000	\$ -	\$ 30,000	\$ 30,000	\$ 30,000	\$ 30,000
001.380.000.34390 - Accident Copy Fees	\$ 2,391	\$ 6,000	\$ 1,155	\$ 6,000	\$ -	\$ 6,000	\$ 6,000	\$ 6,000	\$ 6,000
001.380.000.34400 - Weekend Prisoner Fees	\$ 29,278	\$ 31,000	\$ 6,774	\$ 31,000	\$ -	\$ 32,000	\$ 33,000	\$ 34,000	\$ 35,000
001.380.000.34410 - Burglar Alarm Fees	\$ 57	\$ 10,000	\$ -	\$ 10,000	\$ -	\$ 10,000	\$ 10,000	\$ 10,000	\$ 10,000
001.380.000.34430 - Inmate Telephone Fees- AJF	\$ 307,662	\$ 300,000	\$ 123,246	\$ 300,000	\$ -	\$ 300,000	\$ 300,000	\$ 300,000	\$ 300,000
001.380.000.34440 - Fingerprinting Fees	\$ 2,200	\$ 3,000	\$ 700	\$ 3,000	\$ -	\$ 3,000	\$ 3,000	\$ 3,000	\$ 3,000
001.380.000.34450 - Bond Fees	\$ 76,850	\$ 96,000	\$ 40,432	\$ 96,000	\$ -	\$ 97,000	\$ 98,000	\$ 99,000	\$ 100,000
001.380.000.35900 - Miscellaneous Fees	\$ 15,128	\$ 10,000	\$ 6,377	\$ 10,000	\$ -	\$ 10,000	\$ 10,000	\$ 10,000	\$ 10,000
001.380.000.36060 - Traffic Violation Fines	\$ 91,248	\$ 200,000	\$ 31,563	\$ 200,000	\$ -	\$ 200,000	\$ 200,000	\$ 200,000	\$ 200,000
001.380.000.36080 - Eviction Fines	\$ 151,981	\$ 161,000	\$ 51,363	\$ 161,000	\$ -	\$ 162,000	\$ 163,000	\$ 164,000	\$ 165,000
001.380.000.37060 - Prisoner Transfer Reimbursement	\$ -	\$ 8,500	\$ -	\$ 8,500	\$ -	\$ 8,500	\$ 8,500	\$ 8,500	\$ 8,500
001.380.000.37240 - Sheriff Training Reimbursement	\$ 1,657	\$ 7,000	\$ -	\$ 7,000	\$ -	\$ 8,000	\$ 9,000	\$ 10,000	\$ 11,000
001.380.000.37500 - Board and Care Reimbursements	\$ -	\$ -	\$ -	\$ -	\$ -	\$ -	\$ -	\$ -	
001.380.000.37900 - Miscellaneous Reimbursement	\$ 89,342	\$ 162,000	\$ 14,339	\$ 162,000	\$ -	\$ 163,000	\$ 164,000	\$ 165,000	\$ 166,000
001.380.000.38530 - Auction Sales	\$ 11,934	\$ 36,000	\$ -	\$ 36,000	\$ -	\$ 37,000	\$ 38,000	\$ 39,000	\$ 40,000
001.380.000.38900 - Miscellaneous Other	\$ -	\$ -	\$ -		\$ -	\$ -	\$ -	\$ -	
001.430.000.32090 - Juvenile Accountability Grant	\$ -	\$ -	\$ -	\$ -	\$ -	\$ -	\$ -	\$ -	\$ -
001.430.000.32250 - IL Crim Justice Authority Grant	\$ -	\$ -	\$ -	\$ -	\$ -	\$ -	\$ -	\$ -	\$ -
001.430.000.32260 - Court Srvs Miscellaneous Grants	\$ -	\$ -	\$ -	\$ -	\$ -	\$ -	\$ -	\$ -	\$ -
001.430.000.32735 - JJC Healthy Food Initiative Grant	\$ 5,000	\$ -	\$ -	\$ -	\$ -	\$ -	\$ -	\$ -	\$ -
001.430.000.34480 - KIDS Program Fees	\$ 123,537	\$ 100,000	\$ 28,107	\$ 100,000	\$ -	\$ 100,000	\$ 100,000	\$ 100,000	\$ 100,000
001.430.000.34490 - Electronic Monitoring Fees	\$ 28,417	\$ 45,000	\$ 7,739	\$ 25,000	(20,000)	\$ 15,000	\$ -	\$ -	\$ -
001.430.000.34500 - JCS Custody Parental Sup Fees	\$ 6,414	\$ 25,000	\$ 2,060	\$ 8,000	(17,000)	\$ 5,000	\$ 5,000	\$ 5,000	\$ 5,000
001.430.000.34510 - Inmate Phone Fees- JJC	\$ -	\$ -	\$ -	\$ -	\$ -	\$ -	\$ -	\$ -	\$ -
001.430.000.34880 - Interstate Compact Fees	\$ 2,512	\$ 2,500	\$ 354	\$ 2,500	\$ -	\$ 2,500	\$ 2,500	\$ 2,500	\$ 2,500
001.430.000.35050 - Domestic Violence GPS Fees	\$ 6,765	\$ 11,000	\$ 578	\$ 5,000	(6,000)	\$ 2,500	\$ -	\$ -	\$ -
001.430.000.37080 - Probation Salary Reimbursement	\$ 4,304,797	\$ 4,037,206	\$ 1,190,296	\$ 4,037,206	\$ -	\$ 4,037,206	\$ 4,037,206	\$ 4,037,206	\$ 4,037,206
001.430.000.37090 - Youth Home Reimbursement	\$ 923,208	\$ 900,000	\$ 301,885	\$ 900,000	\$ -	\$ 900,000	\$ 900,000	\$ 900,000	\$ 900,000
001.430.000.37100 - Medicaid Reimbursement	\$ -	\$ 5,000	\$ -	\$ -	(5,000)	\$ -	\$ -	\$ -	\$ -
001.430.000.37275 - Victim Impact Panel Reimbursement	\$ 11,650	\$ -	\$ -	\$ -	\$ -	\$ -	\$ -	\$ -	\$ -
001.430.000.37530 - MST Therapy Reimbursement	\$ 42,165	\$ -	\$ -	\$ -	\$ -	\$ -	\$ -	\$ -	\$ -
001.430.000.37550 - Treatment Alt Court Reimbursement	\$ 4,000	\$ 3,500	\$ -	\$ 3,500	\$ -	\$ 3,500	\$ 3,500	\$ 3,500	\$ 3,500
001.430.000.37570 - IL State Board Education (ISBE) Reimb	\$ 51,318	\$ 75,000	\$ 16,779	\$ 75,000	\$ -	\$ 75,000	\$ 75,000	\$ 75,000	\$ 75,000
001.430.000.37900 - Miscellaneous Reimbursement	\$ 1,542	\$ 1,000	\$ 3,388	\$ 1,000	\$ -	\$ 1,000	\$ 1,000	\$ 1,000	\$ 1,000
001.430.000.39000 - Transfer From Other Funds	\$ -	\$ -	\$ -	\$ -	\$ -	\$ -	\$ -	\$ -	\$ -

Kane County, Illinois									
General Fund Five Year Revenue Forecast Fiscal Calendar 2018 to Fiscal Calendar 2022									
General Fund Revenues	Fiscal Calendar 2017 Actual	Fiscal Calendar 2018 Amended Budget	Fiscal Calendar 2018 Actual through 4.4.18	Fiscal Calendar 2018 Forecast	2018 Forecast Less Budget	Fiscal Calendar 2019 Forecast	Fiscal Calendar 2020 Forecast	Fiscal Calendar 2021 Forecast	Fiscal Calendar 2022 Forecast
001.490.000.34560 - County Coroner Fees		\$ -	\$ -	\$ -	\$ -				
001.490.000.39000 - Transfer From Other Funds	\$ -	\$ 100,000	\$ 100,000	\$ 100,000	\$ -				
001.510.000.37130 - Emergency Mgmt Reimbursement	\$ 29,007	\$ 102,007	\$ -	\$ 102,007	\$ -	\$ 85,000	\$ 85,000	\$ 85,000	\$ 85,000
001.690.000.31300 - Building and Inspection Permits	\$ 572,719	\$ 450,000	\$ 62,002	\$ 500,000	\$ 50,000	\$ 575,000	\$ 600,000	\$ 625,000	\$ 650,000
001.690.000.31310 - Residential Grading Plan Permits	\$ 600	\$ 500	\$ 100	\$ 500	\$ -	\$ 750	\$ 800	\$ 1,000	\$ 1,200
001.690.000.31320 - Stormwater Permits	\$ 15,250	\$ 12,500	\$ 1,850	\$ 12,500	\$ -	\$ 12,500	\$ 12,500	\$ 12,500	\$ 12,500
001.690.000.31380 - Publication Permits	\$ 20	\$ 100	\$ -	\$ 100	\$ -	\$ 200	\$ 200	\$ 200	\$ 200
001.690.000.31410 - Fireworks Permits	\$ 1,800	\$ 1,500	\$ 100	\$ 1,500	\$ -				
001.690.000.34710 - Cable Franchise Fees	\$ 739,984	\$ 800,000	\$ 156,609	\$ 775,000	\$ (25,000)	\$ 775,000	\$ 775,000	\$ 800,000	\$ 800,000
001.690.000.34720 - Zoning Fees	\$ 48,565	\$ 20,000	\$ 12,425	\$ 20,000	\$ -	\$ 20,000	\$ 20,000	\$ 20,000	\$ 20,000
001.690.000.34730 - Subdivision Approval Fees	\$ 11,750	\$ 2,000	\$ 2,250	\$ 3,000	\$ 1,000	\$ 3,000	\$ 4,000	\$ 5,000	\$ 6,000
001.690.000.34740 - Development/Planning Srv Fees	\$ 25	\$ 100	\$ -	\$ 100	\$ -	\$ 2,000	\$ 2,000	\$ 2,000	\$ 2,000
001.690.000.34750 - Adjudication Hearing Fees	\$ 100	\$ 500	\$ -	\$ 500	\$ -	\$ 900	\$ 1,000	\$ 1,000	\$ 1,000
001.690.000.35370 - Construction Fee in Lieu of Permit Fee	\$ 398,000				\$ -				
001.690.000.35375 - Vacant Dwelling Fees	\$ 2,050	\$ 1,000	\$ 200	\$ 1,000	\$ -	\$ 750	\$ 750	\$ 500	\$ 500
001.690.000.35380 - Coin Operated Amusement Fee	\$ 5,800	\$ -	\$ 50,484	\$ -	\$ -	\$ 5,000	\$ 6,000	\$ 6,000	\$ 6,000
001.690.000.35385 - Electrical Aggregation Admin Fee	\$ 23,312	\$ 25,000	\$ 6,465	\$ 24,000	\$ (1,000)	\$ 24,000	\$ 24,000	\$ 24,000	\$ 24,000
001.690.000.36090 - Adjudication Fines	\$ -	\$ 1,000	\$ -	\$ 1,000	\$ -	\$ 2,250	\$ 2,250	\$ 2,500	\$ 2,500
001.690.000.38900 - Miscellaneous Other	\$ -	\$ -	\$ -		\$ -				
001.690.000.39000 - Transfer From Other Funds	\$ -	\$ -	\$ -		\$ -				
	<b>\$ 85,517,949</b>	<b>\$ 83,265,597</b>	<b>\$ 12,782,620</b>	<b>\$ 83,923,845</b>	<b>\$ 658,248</b>	<b>\$ 84,016,553</b>	<b>\$ 85,186,894</b>	<b>\$ 86,216,655</b>	<b>\$ 87,347,042</b>
Change from Year to Year				\$ 658,248		\$ 750,956	\$ 1,170,341	\$ 1,029,761	\$ 1,130,387
Annual Sheriff Step Increase				\$ 0		\$ (230,000)	\$ (230,000)	\$ (230,000)	\$ (230,000)
Annual 5% health & dental insurance increase						\$ (500,000)	\$ (500,000)	\$ (500,000)	\$ (500,000)
Unbudgeted Increase in Sheriff's Medical Contract				\$ (343,167)					
Remaining available for other increases				\$ 315,081		\$ 20,956	\$ 440,341	\$ 299,761	\$ 400,387

**Kane County Revenue Report - Summary**  
**March 31, 2018 (33.3% YTD)**

	Current Month Transactions	Total Amended Budget	Total Amended Budget excluding Cash on Hand	YTD Actual Transactions	Total % Received
<b>000 General Government Revenue</b>	<b>2,366,644</b>	<b>64,225,507</b>	<b>64,225,507</b>	<b>6,622,810</b>	<b>10.31%</b>
001 General Fund	2,324,307	60,924,469	60,924,469	6,453,648	10.59%
010 Insurance Liability	42,336	3,301,038	3,301,038	169,161	5.12%
<b>010 County Board</b>	<b>72,825</b>	<b>4,789,187</b>	<b>4,066,129</b>	<b>467,652</b>	<b>11.50%</b>
001 General Fund	72,825	149,450	149,450	145,275	97.21%
120 Grand Victoria Casino Elgin	0	3,336,503	3,031,179	14,625	0.48%
430 Farmland Preservation	0	1,303,234	885,500	307,752	34.75%
<b>060 Information Technologies</b>	<b>99,143</b>	<b>3,343,259</b>	<b>2,567,589</b>	<b>1,102,445</b>	<b>42.94%</b>
001 General Fund	6,578	893,189	893,189	411,143	46.03%
101 Geographic Information Systems	92,565	2,072,227	1,349,400	374,293	27.74%
385 IL Counties Information Mgmt	0	10,223	8,000	9	0.11%
390 Web Technical Services	0	367,620	317,000	317,000	100.00%
<b>120 Human Resource Management</b>	<b>0</b>	<b>4,000</b>	<b>4,000</b>	<b>133</b>	<b>3.32%</b>
246 Employee Events Fund	0	4,000	4,000	133	3.32%
<b>150 Treasurer/Collector</b>	<b>0</b>	<b>1,845,195</b>	<b>1,758,500</b>	<b>2,901</b>	<b>0.16%</b>
001 General Fund	0	1,676,000	1,676,000	0	0.00%
150 Tax Sale Automation	0	148,195	61,500	1,417	2.30%
268 Sale & Error	0	21,000	21,000	1,485	7.07%
<b>170 Supervisor of Assessments</b>	<b>7,331</b>	<b>93,889</b>	<b>93,889</b>	<b>21,423</b>	<b>22.82%</b>
001 General Fund	7,331	93,889	93,889	21,423	22.82%
<b>190 County Clerk</b>	<b>108,813</b>	<b>1,455,800</b>	<b>1,336,650</b>	<b>373,706</b>	<b>27.96%</b>
001 General Fund	92,368	1,162,650	1,162,650	313,071	26.93%
160 Vital Records Automation	16,445	293,150	174,000	60,634	34.85%
<b>210 Recorder</b>	<b>298,618</b>	<b>4,181,302</b>	<b>3,713,200</b>	<b>1,194,178</b>	<b>32.16%</b>
001 General Fund	242,275	2,922,200	2,922,200	968,195	33.13%
170 Recorder's Automation	56,343	1,259,102	791,000	225,983	28.57%
<b>240 Judiciary and Courts</b>	<b>44,705</b>	<b>503,000</b>	<b>503,000</b>	<b>161,442</b>	<b>32.10%</b>
001 General Fund	23,728	308,300	308,300	80,262	26.03%
195 Children's Waiting Room	13,032	137,000	137,000	52,406	38.25%
196 D.U.I.	3,345	12,350	12,350	9,494	76.87%
197 Foreclosure Mediation Fund	4,600	45,350	45,350	19,280	42.51%
<b>250 Circuit Clerk</b>	<b>820,576</b>	<b>8,768,500</b>	<b>8,768,500</b>	<b>2,997,324</b>	<b>34.18%</b>
001 General Fund	504,931	5,215,000	5,215,000	1,834,185	35.17%
200 Court Automation	132,159	1,505,000	1,505,000	494,858	32.88%
201 Court Document Storage	126,588	1,445,000	1,445,000	474,463	32.83%
202 Child Support	5,907	100,500	100,500	27,303	27.17%
203 Circuit Clerk Admin Services	40,867	387,500	387,500	128,250	33.10%
204 Circuit Clk Electronic Citation	10,124	115,500	115,500	38,265	33.13%
<b>300 State's Attorney</b>	<b>293,214</b>	<b>4,451,563</b>	<b>3,723,927</b>	<b>1,312,619</b>	<b>35.25%</b>
001 General Fund	107,263	1,098,647	1,098,647	365,790	33.29%
220 Title IV-D	107,781	672,642	672,594	115,375	17.15%
221 Drug Prosecution	1,387	370,659	187,483	32,682	17.43%
222 Victim Coordinator Services	7,215	196,083	155,611	57,917	37.22%
223 Domestic Violence	0	476,290	312,446	313,486	100.33%
224 Environmental Prosecution	0	35,994	35,994	36,221	100.63%
225 Auto Theft Task Force	0	339	339	99	29.07%
230 Child Advocacy Center	50,328	1,156,241	816,145	344,400	42.20%

**Kane County Revenue Report - Summary**  
**March 31, 2018 (33.3% YTD)**

	Current Month Transactions	Total Amended Budget	Total Amended Budget excluding Cash on Hand	YTD Actual Transactions	Total % Received
231 Equitable Sharing Program	0	55,000	55,000	193	0.35%
232 State's Atty Records Automation	3,431	97,558	97,558	11,889	12.19%
233 Bad Check Restitution	-74	25,000	25,000	1,017	4.07%
234 Drug Asset Forfeiture	1,557	85,000	85,000	6,437	7.57%
235 State's Attorney Employee Events	0	10	10	0	0.30%
236 Child Advocacy Advisory Board	0	26,000	26,000	68	0.26%
237 Money Laundering - State's Atty	0	85,000	85,000	0	0.00%
490 Kane County Law Enforcement	14,326	71,100	71,100	27,044	38.04%
<b>360 Public Defender</b>	<b>9,771</b>	<b>136,890</b>	<b>136,890</b>	<b>26,785</b>	<b>19.57%</b>
001 General Fund	9,771	136,890	136,890	26,785	19.57%
<b>370 Law Library</b>	<b>27,367</b>	<b>309,265</b>	<b>309,265</b>	<b>120,136</b>	<b>38.85%</b>
250 Law Library	27,367	309,265	309,265	120,136	38.85%
<b>380 Sheriff</b>	<b>309,002</b>	<b>4,986,752</b>	<b>4,986,752</b>	<b>1,812,826</b>	<b>36.35%</b>
001 General Fund	112,636	1,963,500	1,963,500	490,607	24.99%
249 Bomb Squad SWAT	0	2,100	2,100	0	0.00%
251 Canteen Commission	0	165,000	165,000	0	0.00%
252 County Sheriff DEF Federal	8,584	24,000	24,000	8,584	35.77%
253 County Sheriff DEF Local	0	50,000	50,000	0	0.00%
254 FATS	0	1,200	1,200	0	0.00%
255 K-9 Unit	0	3,000	3,000	0	0.00%
256 Vehicle Maintenance/Purchase	0	8,000	8,000	0	0.00%
257 Sheriff DUI Fund	0	5,000	5,000	0	0.00%
259 Transportation Safety Highway HB	125	5,000	5,000	133	2.65%
260 Court Security	185,562	2,734,527	2,734,527	1,306,292	47.77%
262 AJF Medical Cost	2,095	25,425	25,425	7,211	28.36%
<b>425 Kane Comm</b>	<b>60,823</b>	<b>2,269,492</b>	<b>2,269,492</b>	<b>1,326,209</b>	<b>58.44%</b>
269 Kane Comm	60,823	2,269,492	2,269,492	1,326,209	58.44%
<b>430 Court Services</b>	<b>258,631</b>	<b>7,479,843</b>	<b>7,203,618</b>	<b>2,519,030</b>	<b>34.97%</b>
001 General Fund	115,326	5,205,206	5,205,206	1,513,211	29.07%
270 Probation Services	123,412	1,114,000	1,114,000	401,071	36.00%
271 Substance Abuse Screening	6,338	80,000	80,000	20,984	26.23%
273 Drug Court Special Resources	8,420	958,978	749,362	566,105	75.54%
275 Juvenile Drug Court	3,512	111,609	45,000	12,420	27.60%
276 Probation Victim Services	1,623	10,000	10,000	5,224	52.24%
278 Juvenile Justice Donation Fund	0	50	50	16	31.04%
<b>490 Coroner</b>	<b>8,200</b>	<b>329,570</b>	<b>201,065</b>	<b>137,450</b>	<b>68.36%</b>
001 General Fund	0	100,000	100,000	100,000	100.00%
289 Coroner Administration	8,200	229,570	101,065	37,450	37.06%
<b>500 Animal Control</b>	<b>65,943</b>	<b>861,003</b>	<b>861,003</b>	<b>263,919</b>	<b>30.65%</b>
290 Animal Control	65,943	861,003	861,003	263,919	30.65%
<b>510 Emergency Management Services</b>	<b>0</b>	<b>109,807</b>	<b>109,807</b>	<b>6,133</b>	<b>5.59%</b>
001 General Fund	0	102,007	102,007	0	0.00%
247 EMA Volunteer Fund	0	3,600	3,600	35	0.98%
248 KC Emergency Planning	0	4,200	4,200	6,098	145.19%

**Kane County Revenue Report - Summary**  
**March 31, 2018 (33.3% YTD)**

	Current Month Transactions	Total Amended Budget	Total Amended Budget excluding Cash on Hand	YTD Actual Transactions	Total % Received
<b>520 Transportation</b>	<b>2,952,053</b>	<b>117,055,511</b>	<b>81,785,039</b>	<b>6,424,812</b>	<b>7.86%</b>
300 County Highway	45,726	7,547,604	5,816,609	165,960	2.85%
301 County Bridge	0	360,000	329,695	1,386	0.42%
302 Motor Fuel Tax	502,553	14,472,570	6,383,836	1,115,825	17.48%
303 County Highway Matching	0	67,270	65,325	513	0.78%
304 Motor Fuel Local Option	835,632	16,341,879	9,533,385	1,740,609	18.26%
305 Transportation Sales Tax	1,411,340	37,530,324	26,484,407	2,846,664	10.75%
515 Longmeadow Bond Construction	0	30,000,000	30,000,000	0	0.00%
540 Transportation Capital	3,976	2,300,243	1,086,603	14,497	1.33%
550 Aurora Area Impact Fees	17,788	21,500	21,500	23,764	110.53%
551 Campton Hills Impact Fees	0	260,491	79,000	2,641	3.34%
552 Greater Elgin Impact Fees	891	81,500	62,329	30,381	48.74%
553 Northwest Impact Fees	2,120	26,500	26,500	11,003	41.52%
554 Southwest Impact Fees	965	352,000	42,250	10,913	25.83%
555 Tri-Cities Impact Fees	4,996	223,750	81,000	11,344	14.01%
556 Upper Fox Impact Fees	356	443,651	46,500	24,016	51.65%
557 West Central Impact Fees	1,485	10,500	10,100	3,138	31.07%
558 North Impact Fees	29,785	1,953,470	756,000	174,907	23.14%
559 Central Impact Fees	22,318	2,195,630	354,000	100,860	28.49%
560 South Impact Fees	72,121	2,866,629	606,000	146,390	24.16%
<b>580 Health</b>	<b>238,037</b>	<b>6,392,506</b>	<b>5,938,722</b>	<b>2,122,467</b>	<b>35.74%</b>
350 County Health	212,164	5,844,037	5,390,253	1,793,775	33.28%
351 Kane Kares	25,873	548,469	548,469	328,691	59.93%
<b>660 Veterans' Commission</b>	<b>105</b>	<b>331,071</b>	<b>310,652</b>	<b>2,084</b>	<b>0.67%</b>
380 Veterans' Commission	105	331,071	310,652	2,084	0.67%
<b>670 Environmental Management</b>	<b>104</b>	<b>5,182,359</b>	<b>403,800</b>	<b>250,157</b>	<b>61.95%</b>
420 Stormwater Management	50	200,807	121,176	109,203	90.12%
650 Enterprise Surcharge	54	481,552	229,367	133,302	58.12%
651 Enterprise General	0	4,500,000	53,257	7,652	14.37%
<b>690 Development</b>	<b>615,513</b>	<b>5,826,514</b>	<b>5,182,693</b>	<b>1,963,685</b>	<b>37.89%</b>
001 General Fund	4,324	1,314,200	1,314,200	294,047	22.37%
400 Economic Development	0	157,316	89,490	89,434	99.94%
401 Community Dev Block Program	426,174	1,216,062	1,216,062	860,171	70.73%
402 HOME Program	118,607	925,312	925,312	385,842	41.70%
403 Unincorporated Stormwater Mgmt	0	499	499	175	35.14%
404 Homeless Management Info Systems	37,853	135,245	135,245	54,277	40.13%
405 Cost Share Drainage	0	199,289	199,289	180,586	90.61%
406 OCR & Recovery Act Programs	0	184,993	184,993	29,108	15.73%
407 Quality of Kane Grants	0	30,110	30,110	20,096	66.74%
408 Neighborhood Stabilization Progr	0	170,000	0	0	N/A
409 Continuum of Care Planning Grant	2,116	71,569	71,569	7,636	10.67%
410 Elgin CDBG	16,440	175,404	175,404	29,011	16.54%
425 Blighted Structure Demolition	0	120,000	120,000	199	0.17%
435 Growing for Kane	10,000	14,132	132	10,049	7,613.09%
520 Mill Creek Special Service Area	0	1,073,844	683,844	2,946	0.43%
521 Bowes Creek Special Service Area	0	11	11	3	28.55%



**Kane County Revenue Report - Summary**  
**March 31, 2018 (33.3% YTD)**

	Current Month Transactions	Total Amended Budget	Total Amended Budget excluding Cash on Hand	YTD Actual Transactions	Total % Received
5300 Sunvale SBA SW 37	0	488	488	7	1.37%
5301 Middle Creek SBA SW38	0	1,950	1,950	4	0.19%
5302 Shirewood Farm SSA SW39	0	2,349	2,349	0	0.00%
5303 Ogden Gardens SBA SW40	0	2,540	2,540	16	0.64%
5304 Wildwood West SBA SW41	0	11,747	9,752	37	0.38%
5305 Savanna Lakes SBA SW42	0	2,894	2,894	0	0.00%
5306 Cheval DeSelle Venetian SBA SW43	0	5,009	5,009	14	0.29%
5308 Plank Road Estates SBA SW45	0	3,350	3,350	8	0.23%
5310 Exposition View SBA SW47	0	4,105	4,105	15	0.35%
5311 Pasadena Drive SBA SW48	0	2,881	2,881	3	0.12%
5312 Tamara Dittman SBA SW 50	0	1,215	1,215	0	0.00%
<b>760 Debt Service</b>	<b>0</b>	<b>7,841,244</b>	<b>7,841,244</b>	<b>6,507,741</b>	<b>82.99%</b>
601 Public Building Commission	0	18,900	18,900	5,471	28.95%
620 Motor Fuel Tax Debt Service	0	3,522,100	3,522,100	3,501,088	99.40%
621 Transit Sales Tax Debt Service	0	1,467	1,467	429	29.26%
622 Recovery Zone Bond Debt Service	0	888,655	888,655	303,429	34.14%
623 JJC/AJC Refunding Debt Service	0	2,714,300	2,714,300	2,697,323	99.37%
624 Longmeadow Debt Service	0	695,822	695,822	0	0.00%
<b>800 Other- Countywide Expenses</b>	<b>1,640,499</b>	<b>38,542,803</b>	<b>32,558,718</b>	<b>6,515,306</b>	<b>20.01%</b>
100 County Automation	813	6,834	6,834	2,453	35.90%
110 Illinois Municipal Retirement	0	6,741,484	6,478,484	20,359	0.31%
111 FICA/Social Security	0	3,912,235	3,807,235	10,162	0.27%
112 Special Reserve	0	488,346	163,346	165,083	101.06%
113 Emergency Reserve	0	44,820	44,820	11,920	26.60%
114 Property Tax Freeze Protection	0	600,000	11,070	4,010	36.22%
125 Public Safety Sales Tax	154,679	2,408,253	1,575,700	290,971	18.47%
127 Judicial Technology Sales Tax	103,119	1,043,057	1,043,057	191,398	18.35%
500 Capital Projects	16,297	4,894,349	1,789,375	1,082,738	60.51%
652 Health Insurance Fund	1,365,592	18,403,425	17,638,797	4,736,211	26.85%
<b>900 Contingency</b>	<b>0</b>	<b>28,665</b>	<b>28,665</b>	<b>8,176</b>	<b>28.52%</b>
660 Working Cash	0	28,665	28,665	8,176	28.52%
<b>Grand Total</b>	<b>10,297,916</b>	<b>291,344,497</b>	<b>240,888,316</b>	<b>44,263,547</b>	<b>18.38%</b>

**Kane County Expenditure Report - Summary**  
**Through March 31, 2018 (33.3% YTD, 34.62% Payroll)**

	Current Month Transactions	Total Amended Budget	Total Amended Budget excluding Net Income	YTD Actual Transactions	YTD Encumbrances	Total % Used
<b>010 County Board</b>	<b>164,479</b>	<b>5,896,443</b>	<b>5,896,443</b>	<b>3,170,689</b>	<b>0</b>	<b>53.77%</b>
001 General Fund	98,180	1,256,706	1,256,706	431,853	0	34.36%
120 Grand Victoria Casino Elgin	61,066	3,336,503	3,336,503	2,668,053	0	79.97%
430 Farmland Preservation	5,233	1,303,234	1,303,234	70,782	0	5.43%
<b>040 Finance</b>	<b>62,691</b>	<b>793,898</b>	<b>793,898</b>	<b>266,842</b>	<b>77,149</b>	<b>33.61%</b>
001 General Fund	62,691	793,898	793,898	266,842	77,149	33.61%
<b>060 Information Technologies</b>	<b>303,385</b>	<b>6,180,079</b>	<b>6,180,079</b>	<b>1,858,325</b>	<b>359,072</b>	<b>30.07%</b>
001 General Fund	234,019	3,730,009	3,730,009	1,257,654	66,313	33.72%
101 Geographic Information Systems	67,631	2,072,227	2,072,227	539,268	292,759	26.02%
385 IL Counties Information Mgmt	0	10,223	10,223	0	0	0.00%
390 Web Technical Services	1,735	367,620	367,620	61,402	0	16.70%
<b>080 Building Management</b>	<b>298,268</b>	<b>4,271,210</b>	<b>4,271,210</b>	<b>1,281,783</b>	<b>7,225</b>	<b>30.01%</b>
001 General Fund	298,268	4,271,210	4,271,210	1,281,783	7,225	30.01%
<b>120 Human Resource Management</b>	<b>325,729</b>	<b>2,434,068</b>	<b>2,434,068</b>	<b>1,604,672</b>	<b>0</b>	<b>65.93%</b>
001 General Fund	20,960	377,429	377,429	97,919	0	25.94%
010 Insurance Liability	304,769	2,052,639	2,052,639	1,506,753	0	73.41%
246 Employee Events Fund	0	4,000	4,000	0	0	0.00%
<b>140 County Auditor</b>	<b>21,030</b>	<b>308,491</b>	<b>308,491</b>	<b>107,589</b>	<b>367</b>	<b>34.88%</b>
001 General Fund	21,030	308,491	308,491	107,589	367	34.88%
<b>150 Treasurer/Collector</b>	<b>51,929</b>	<b>801,814</b>	<b>801,814</b>	<b>215,595</b>	<b>2,500</b>	<b>26.89%</b>
001 General Fund	51,530	632,619	632,619	212,071	2,500	33.52%
150 Tax Sale Automation	399	148,195	148,195	3,524	0	2.38%
268 Sale & Error	0	21,000	21,000	0	0	0.00%
<b>170 Supervisor of Assessments</b>	<b>81,655</b>	<b>1,216,826</b>	<b>1,216,826</b>	<b>363,070</b>	<b>11,699</b>	<b>29.84%</b>
001 General Fund	81,655	1,216,826	1,216,826	363,070	11,699	29.84%
<b>190 County Clerk</b>	<b>408,663</b>	<b>3,219,098</b>	<b>3,111,493</b>	<b>966,517</b>	<b>221</b>	<b>31.06%</b>
001 General Fund	394,348	2,925,948	2,925,948	903,860	221	30.89%
160 Vital Records Automation	14,315	293,150	185,545	62,657	0	33.77%
<b>210 Recorder</b>	<b>97,569</b>	<b>2,042,584</b>	<b>2,042,584</b>	<b>418,769</b>	<b>0</b>	<b>20.50%</b>
001 General Fund	59,818	783,482	783,482	261,952	0	33.43%
170 Recorder's Automation	37,752	1,259,102	1,259,102	156,817	0	12.45%
<b>230 Regional Office of Education</b>	<b>31,076</b>	<b>297,850</b>	<b>297,850</b>	<b>117,702</b>	<b>0</b>	<b>39.52%</b>
001 General Fund	31,076	297,850	297,850	117,702	0	39.52%
<b>240 Judiciary and Courts</b>	<b>212,600</b>	<b>3,388,305</b>	<b>3,380,647</b>	<b>908,396</b>	<b>1,942</b>	<b>26.87%</b>
001 General Fund	199,445	3,193,605	3,193,605	858,627	1,942	26.89%
195 Children's Waiting Room	9,717	137,000	137,000	37,650	0	27.48%
196 D.U.I.	0	12,350	5,000	0	0	0.00%
197 Foreclosure Mediation Fund	3,438	45,350	45,042	15,074	0	33.47%
492 Marriage Fees	0	0	0	(2,955)	0	N/A

**Kane County Expenditure Report - Summary**  
**Through March 31, 2018 (33.3% YTD, 34.62% Payroll)**

	Current Month Transactions	Total Amended Budget	Total Amended Budget excluding Net Income	YTD Actual Transactions	YTD Encumbrances	Total % Used
<b>250 Circuit Clerk</b>	<b>476,161</b>	<b>7,350,528</b>	<b>7,305,592</b>	<b>2,071,311</b>	<b>0</b>	<b>28.35%</b>
001 General Fund	288,842	3,797,028	3,797,028	1,237,971	0	32.60%
200 Court Automation	60,179	1,505,000	1,505,000	260,064	0	17.28%
201 Court Document Storage	94,129	1,445,000	1,445,000	408,765	0	28.29%
202 Child Support	6,179	100,500	100,500	27,202	0	27.07%
203 Circuit Clerk Admin Services	22,513	387,500	387,500	117,931	0	30.43%
204 Circuit Clk Electronic Citation	4,319	115,500	70,564	19,379	0	27.46%
<b>300 State's Attorney</b>	<b>693,304</b>	<b>10,252,237</b>	<b>10,250,318</b>	<b>3,150,670</b>	<b>2,329</b>	<b>30.74%</b>
001 General Fund	405,126	5,650,922	5,650,922	1,838,026	2,329	32.53%
010 Insurance Liability	111,634	1,248,399	1,248,399	504,778	0	40.43%
220 Title IV-D	45,705	672,642	672,642	183,742	0	27.32%
221 Drug Prosecution	19,900	370,659	370,659	89,482	0	24.14%
222 Victim Coordinator Services	2,239	196,083	196,083	23,711	0	12.09%
223 Domestic Violence	36,151	476,290	476,290	158,766	0	33.33%
224 Environmental Prosecution	2,697	35,994	35,994	13,204	0	36.68%
225 Auto Theft Task Force	0	339	0	0	0	N/A
230 Child Advocacy Center	68,351	1,156,241	1,156,241	327,182	0	28.30%
231 Equitable Sharing Program	0	55,000	55,000	0	0	0.00%
232 State's Atty Records Automation	0	97,558	95,978	0	0	0.00%
233 Bad Check Restitution	0	25,000	25,000	4,490	0	17.96%
234 Drug Asset Forfeiture	1,501	85,000	85,000	3,741	0	4.40%
235 State's Attorney Employee Events	0	10	10	595	0	5,946.50%
236 Child Advocacy Advisory Board	0	26,000	26,000	0	0	0.00%
237 Money Laundering - State's Atty	0	85,000	85,000	0	0	0.00%
490 Kane County Law Enforcement	0	71,100	71,100	2,953	0	4.15%
<b>360 Public Defender</b>	<b>306,001</b>	<b>3,879,432</b>	<b>3,879,432</b>	<b>1,318,588</b>	<b>6,113</b>	<b>33.99%</b>
001 General Fund	306,001	3,879,432	3,879,432	1,318,588	6,113	33.99%
<b>370 Law Library</b>	<b>15,554</b>	<b>309,265</b>	<b>309,265</b>	<b>87,508</b>	<b>0</b>	<b>28.30%</b>
250 Law Library	15,554	309,265	309,265	87,508	0	28.30%
<b>380 Sheriff</b>	<b>1,937,236</b>	<b>29,358,890</b>	<b>29,358,890</b>	<b>9,043,902</b>	<b>0</b>	<b>30.80%</b>
001 General Fund	1,767,287	26,335,638	26,335,638	8,307,754	0	31.55%
249 Bomb Squad SWAT	0	2,100	2,100	0	0	0.00%
251 Canteen Commission	0	165,000	165,000	0	0	0.00%
252 County Sheriff DEF Federal	0	24,000	24,000	0	0	0.00%
253 County Sheriff DEF Local	0	50,000	50,000	0	0	0.00%
254 FATS	0	1,200	1,200	0	0	0.00%
255 K-9 Unit	0	3,000	3,000	0	0	0.00%
256 Vehicle Maintenance/Purchase	0	8,000	8,000	0	0	0.00%
257 Sheriff DUI Fund	0	5,000	5,000	0	0	0.00%
259 Transportation Safety Highway HB	0	5,000	5,000	0	0	0.00%
260 Court Security	169,948	2,734,527	2,734,527	736,148	0	26.92%
262 AJF Medical Cost	0	25,425	25,425	0	0	0.00%
<b>420 Merit Commission</b>	<b>5,950</b>	<b>97,832</b>	<b>97,832</b>	<b>31,575</b>	<b>0</b>	<b>32.28%</b>
001 General Fund	5,950	97,832	97,832	31,575	0	32.28%
<b>425 Kane Comm</b>	<b>141,682</b>	<b>2,269,492</b>	<b>2,215,636</b>	<b>858,717</b>	<b>1,641</b>	<b>38.76%</b>
269 Kane Comm	141,682	2,269,492	2,215,636	858,717	1,641	38.76%
<b>430 Court Services</b>	<b>1,062,371</b>	<b>14,245,347</b>	<b>14,245,347</b>	<b>4,481,945</b>	<b>9,009</b>	<b>31.46%</b>
001 General Fund	893,733	11,970,710	11,970,710	3,991,665	9,009	33.35%
270 Probation Services	80,645	1,114,000	1,114,000	138,703	0	12.45%
271 Substance Abuse Screening	1,981	80,000	80,000	6,916	0	8.65%
273 Drug Court Special Resources	80,582	958,978	958,978	320,935	0	33.47%
275 Juvenile Drug Court	5,432	111,609	111,609	23,977	0	21.48%
276 Probation Victim Services	0	10,000	10,000	0	0	0.00%
277 Victim Impact Panel	0	0	0	(300)	0	N/A
278 Juvenile Justice Donation Fund	0	50	50	50	0	100.00%

**Kane County Expenditure Report - Summary**  
**Through March 31, 2018 (33.3% YTD, 34.62% Payroll)**

	Current Month Transactions	Total Amended Budget	Total Amended Budget excluding Net Income	YTD Actual Transactions	YTD Encumbrances	Total % Used
<b>490 Coroner</b>	<b>77,041</b>	<b>1,172,597</b>	<b>1,172,597</b>	<b>447,726</b>	<b>419</b>	<b>38.18%</b>
001 General Fund	74,207	943,027	943,027	328,559	393	34.84%
289 Coroner Administration	2,835	229,570	229,570	119,167	25	51.91%
<b>500 Animal Control</b>	<b>49,933</b>	<b>861,003</b>	<b>861,003</b>	<b>220,915</b>	<b>2,126</b>	<b>25.66%</b>
290 Animal Control	49,933	861,003	861,003	220,915	2,126	25.66%
<b>510 Emergency Management Services</b>	<b>16,940</b>	<b>236,828</b>	<b>235,379</b>	<b>79,632</b>	<b>0</b>	<b>33.83%</b>
001 General Fund	16,940	229,028	229,028	77,740	0	33.94%
247 EMA Volunteer Fund	0	3,600	2,750	1,892	0	68.79%
248 KC Emergency Planning	0	4,200	3,601	0	0	0.00%
<b>520 Transportation</b>	<b>1,359,034</b>	<b>117,055,511</b>	<b>102,555,511</b>	<b>8,707,988</b>	<b>30,153,327</b>	<b>8.49%</b>
300 County Highway	384,123	7,547,604	7,547,604	1,770,005	1,920,009	23.45%
301 County Bridge	0	360,000	360,000	58,693	372,157	16.30%
302 Motor Fuel Tax	211,678	14,472,570	14,472,570	4,715,266	4,820,785	32.58%
303 County Highway Matching	0	67,270	67,270	0	2,145	0.00%
304 Motor Fuel Local Option	324,396	16,341,879	16,341,879	826,432	3,855,434	5.06%
305 Transportation Sales Tax	235,591	37,530,324	37,530,324	545,950	12,617,891	1.45%
515 Longmeadow Bond Construction	0	30,000,000	15,500,000	0	0	0.00%
540 Transportation Capital	9,396	2,300,243	2,300,243	121,029	1,818,584	5.26%
550 Aurora Area Impact Fees	0	21,500	21,500	0	51,059	0.00%
551 Campton Hills Impact Fees	0	260,491	260,491	0	39,107	0.00%
552 Greater Elgin Impact Fees	20,163	81,500	81,500	20,163	326,596	24.74%
553 Northwest Impact Fees	0	26,500	26,500	0	0	0.00%
554 Southwest Impact Fees	0	352,000	352,000	0	0	0.00%
555 Tri-Cities Impact Fees	19,981	223,750	223,750	54,759	672,518	24.47%
556 Upper Fox Impact Fees	0	443,651	443,651	0	462,359	0.00%
557 West Central Impact Fees	0	10,500	10,500	0	0	0.00%
558 North Impact Fees	153,707	1,953,470	1,953,470	153,707	3,170,675	7.87%
559 Central Impact Fees	0	2,195,630	2,195,630	104,000	0	4.74%
560 South Impact Fees	0	2,866,629	2,866,629	337,984	24,007	11.79%
<b>580 Health</b>	<b>411,609</b>	<b>6,392,506</b>	<b>6,392,506</b>	<b>1,594,910</b>	<b>40,886</b>	<b>24.95%</b>
350 County Health	376,230	5,844,037	5,844,037	1,447,743	40,856	24.77%
351 Kane Kares	35,379	548,469	548,469	147,167	30	26.83%
<b>660 Veterans' Commission</b>	<b>20,841</b>	<b>331,071</b>	<b>331,071</b>	<b>102,845</b>	<b>0</b>	<b>31.06%</b>
380 Veterans' Commission	20,841	331,071	331,071	102,845	0	31.06%
<b>670 Environmental Management</b>	<b>57,163</b>	<b>5,182,359</b>	<b>5,182,359</b>	<b>245,995</b>	<b>3,052,086</b>	<b>4.75%</b>
420 Stormwater Management	2,600	200,807	200,807	34,206	14,623	17.03%
650 Enterprise Surcharge	32,173	481,552	481,552	189,399	54,528	39.33%
651 Enterprise General	22,390	4,500,000	4,500,000	22,390	2,982,935	0.50%

**Kane County Expenditure Report - Summary**  
**Through March 31, 2018 (33.3% YTD, 34.62% Payroll)**

			Total Amended Budget excluding Net			
	Current Month	Total Amended	Income	YTD Actual	YTD	Total % Used
	Transactions	Budget		Transactions	Encumbrances	
<b>690 Development</b>	<b>609,201</b>	<b>6,002,278</b>	<b>5,982,440</b>	<b>2,177,259</b>	<b>175,034</b>	<b>36.39%</b>
001 General Fund	112,020	1,489,964	1,489,964	505,389	31,761	33.92%
400 Economic Development	20,000	157,316	157,316	41,657	0	26.48%
401 Community Dev Block Program	320,230	1,216,062	1,216,062	763,001	0	62.74%
402 HOME Program	74,828	925,312	925,312	500,520	0	54.09%
403 Unincorporated Stormwater Mgmt	0	499	0	0	0	N/A
404 Homeless Management Info Systems	28,507	135,245	135,245	55,420	0	40.98%
405 Cost Share Drainage	11,026	199,289	180,000	50,395	37,684	28.00%
406 OCR & Recovery Act Programs	10,161	184,993	184,993	19,154	0	10.35%
407 Quality of Kane Grants	0	30,110	30,110	0	0	0.00%
408 Neighborhood Stabilization Progr	0	170,000	170,000	100,484	0	59.11%
409 Continuum of Care Planning Grant	2,116	71,569	71,569	18,403	0	25.71%
410 Elgin CDBG	7,837	175,404	175,404	35,164	0	20.05%
425 Blighted Structure Demolition	0	120,000	120,000	0	0	0.00%
435 Growing for Kane	840	14,132	14,132	1,849	0	13.09%
520 Mill Creek Special Service Area	21,635	1,073,844	1,073,844	85,824	105,589	7.99%
521 Bowes Creek Special Service Area	0	11	0	0	0	N/A
5300 Sunvale SBA SW 37	0	488	488	0	0	0.00%
5301 Middle Creek SBA SW38	0	1,950	1,950	0	0	0.00%
5302 Shirewood Farm SSA SW39	0	2,349	2,349	0	0	0.00%
5303 Ogden Gardens SBA SW40	0	2,540	2,540	0	0	0.00%
5304 Wildwood West SBA SW41	0	11,747	11,747	0	0	0.00%
5305 Savanna Lakes SBA SW42	0	2,894	2,894	0	0	0.00%
5306 Cheval DeSelle Venetian SBA SW43	0	5,009	5,009	0	0	0.00%
5308 Plank Road Estates SBA SW45	0	3,350	3,311	0	0	0.00%
5310 Exposition View SBA SW47	0	4,105	4,105	0	0	0.00%
5311 Pasadena Drive SBA SW48	0	2,881	2,881	0	0	0.00%
5312 Tamara Dittman SBA SW 50	0	1,215	1,215	0	0	0.00%
<b>760 Debt Service</b>	<b>0</b>	<b>7,841,244</b>	<b>7,815,055</b>	<b>6,258,634</b>	<b>0</b>	<b>80.08%</b>
601 Public Building Commission	0	18,900	0	0	0	N/A
620 Motor Fuel Tax Debt Service	0	3,522,100	0	3,173,400	0	N/A
621 Transit Sales Tax Debt Service	0	1,467	888,655	0	0	0.00%
622 Recovery Zone Bond Debt Service	0	888,655	888,655	798,034	0	89.80%
623 JJC/AJC Refunding Debt Service	0	2,714,300	2,714,300	2,287,200	0	84.26%
624 Longmeadow Debt Service	0	695,822	690,000	0	0	0.00%
<b>800 Other- Countywide Expenses</b>	<b>2,820,154</b>	<b>46,510,314</b>	<b>45,795,314</b>	<b>19,473,063</b>	<b>239,316</b>	<b>42.52%</b>
001 General Fund	195,494	7,967,511	7,967,511	5,925,431	160,901	74.37%
100 County Automation	0	6,834	0	0	0	N/A
110 Illinois Municipal Retirement	466,930	6,741,484	6,741,484	2,201,275	0	32.65%
111 FICA/Social Security	282,829	3,912,235	3,912,235	1,280,385	0	32.73%
112 Special Reserve	28,000	488,346	325,000	325,000	0	100.00%
113 Emergency Reserve	0	44,820	0	0	0	N/A
114 Property Tax Freeze Protection	0	600,000	600,000	600,000	0	100.00%
125 Public Safety Sales Tax	216,141	2,408,253	2,408,253	1,320,369	53,525	54.83%
127 Judicial Technology Sales Tax	52,099	1,043,057	1,043,057	731,157	3,840	70.10%
500 Capital Projects	216,381	4,894,349	4,394,349	359,747	21,050	8.19%
652 Health Insurance Fund	1,362,281	18,403,425	18,403,425	6,729,698	0	36.57%
<b>900 Contingency</b>	<b>0</b>	<b>1,145,097</b>	<b>1,116,432</b>	<b>0</b>	<b>0</b>	<b>0.00%</b>
001 General Fund	0	1,116,432	1,116,432	0	0	0.00%
660 Working Cash	0	28,665		0	0	N/A
<b>Grand Total</b>	<b>12,119,250</b>	<b>291,344,497</b>	<b>275,837,382</b>	<b>71,633,135</b>	<b>34,142,459</b>	<b>25.97%</b>

**Kane County Expenditure Report - Detail**  
**Through March 31, 2018 (33.3% YTD, 34.62% Payroll)**

	Current Month Transactions	Total Amended Budget	Total Amended Budget excluding Net Income	YTD Actual Transactions	YTD Encumbrances	Total % Used
<b>010 County Board</b>	<b>164,479</b>	<b>5,896,443</b>	<b>5,896,443</b>	<b>3,170,689</b>	<b>0</b>	<b>53.77%</b>
<b>001 General Fund</b>	<b>98,180</b>	<b>1,256,706</b>	<b>1,256,706</b>	<b>431,853</b>	<b>0</b>	<b>34.36%</b>
Personnel Services- Salaries & Wages	74,033	964,252	964,252	331,477	0	34.38%
Personnel Services- Employee Benefits	22,695	263,492	263,492	89,587	0	34.00%
Contractual Services	1,307	21,078	21,078	10,495	0	49.79%
Commodities	145	7,884	7,884	293	0	3.72%
<b>120 Grand Victoria Casino Elgin</b>	<b>61,066</b>	<b>3,336,503</b>	<b>3,336,503</b>	<b>2,668,053</b>	<b>0</b>	<b>79.97%</b>
Personnel Services- Salaries & Wages	4,882	63,632	63,632	21,623	0	33.98%
Personnel Services- Employee Benefits	2,324	67,876	67,876	9,552	0	14.07%
Contractual Services	53,860	817,561	817,561	254,243	0	31.10%
Commodities	0	4,800	4,800	0	0	0.00%
Transfers Out	0	2,382,634	2,382,634	2,382,634	0	100.00%
<b>430 Farmland Preservation</b>	<b>5,233</b>	<b>1,303,234</b>	<b>1,303,234</b>	<b>70,782</b>	<b>0</b>	<b>5.43%</b>
Personnel Services- Salaries & Wages	2,435	29,501	29,501	10,960	0	37.15%
Personnel Services- Employee Benefits	697	8,533	8,533	2,999	0	35.15%
Contractual Services	2,101	105,200	105,200	3,378	0	3.21%
Capital	0	1,160,000	1,160,000	53,446	0	4.61%
<b>040 Finance</b>	<b>62,691</b>	<b>793,898</b>	<b>793,898</b>	<b>266,842</b>	<b>77,149</b>	<b>33.61%</b>
<b>001 General Fund</b>	<b>62,691</b>	<b>793,898</b>	<b>793,898</b>	<b>266,842</b>	<b>77,149</b>	<b>33.61%</b>
Personnel Services- Salaries & Wages	43,560	571,425	571,425	196,022	0	34.30%
Personnel Services- Employee Benefits	9,914	118,946	118,946	39,651	0	33.34%
Contractual Services	9,055	101,678	101,678	30,471	76,350	29.97%
Commodities	161	1,849	1,849	698	799	37.73%
<b>060 Information Technologies</b>	<b>303,385</b>	<b>6,180,079</b>	<b>6,180,079</b>	<b>1,858,325</b>	<b>359,072</b>	<b>30.07%</b>
<b>001 General Fund</b>	<b>234,019</b>	<b>3,730,009</b>	<b>3,730,009</b>	<b>1,257,654</b>	<b>66,313</b>	<b>33.72%</b>
Personnel Services- Salaries & Wages	186,769	2,683,453	2,683,453	817,750	0	30.47%
Personnel Services- Employee Benefits	33,061	495,974	495,974	128,997	0	26.01%
Contractual Services	9,881	480,029	480,029	295,240	51,864	61.50%
Commodities	4,308	70,553	70,553	15,666	14,449	22.21%
<b>101 Geographic Information Systems</b>	<b>67,631</b>	<b>2,072,227</b>	<b>2,072,227</b>	<b>539,268</b>	<b>292,759</b>	<b>26.02%</b>
Personnel Services- Salaries & Wages	50,008	694,666	694,666	223,335	0	32.15%
Personnel Services- Employee Benefits	16,278	253,185	253,185	68,833	0	27.19%
Contractual Services	0	926,534	926,534	203,080	291,462	21.92%
Commodities	1,345	30,200	30,200	1,716	1,297	5.68%
Capital	0	125,338	125,338	0	0	0.00%
Transfers Out	0	42,304	42,304	42,304	0	100.00%
<b>385 IL Counties Information Mgmt</b>	<b>0</b>	<b>10,223</b>	<b>10,223</b>	<b>0</b>	<b>0</b>	<b>0.00%</b>
Contractual Services	0	10,223	10,223	0	0	0.00%
<b>390 Web Technical Services</b>	<b>1,735</b>	<b>367,620</b>	<b>367,620</b>	<b>61,402</b>	<b>0</b>	<b>16.70%</b>
Contractual Services	756	365,620	365,620	59,444	0	16.26%
Commodities	979	2,000	2,000	1,958	0	97.90%
<b>080 Building Management</b>	<b>298,268</b>	<b>4,271,210</b>	<b>4,271,210</b>	<b>1,281,783</b>	<b>7,225</b>	<b>30.01%</b>
<b>001 General Fund</b>	<b>298,268</b>	<b>4,271,210</b>	<b>4,271,210</b>	<b>1,281,783</b>	<b>7,225</b>	<b>30.01%</b>
Personnel Services- Salaries & Wages	88,627	1,323,740	1,323,740	421,228	0	31.82%
Personnel Services- Employee Benefits	14,509	229,635	229,635	56,638	0	24.66%
Contractual Services	100,723	1,306,675	1,306,675	391,632	7,177	29.97%
Commodities	94,408	1,411,160	1,411,160	412,286	48	29.22%
<b>120 Human Resource Management</b>	<b>325,729</b>	<b>2,434,068</b>	<b>2,434,068</b>	<b>1,604,672</b>	<b>0</b>	<b>65.93%</b>
<b>001 General Fund</b>	<b>20,960</b>	<b>377,429</b>	<b>377,429</b>	<b>97,919</b>	<b>0</b>	<b>25.94%</b>
Personnel Services- Salaries & Wages	14,042	273,493	273,493	63,190	0	23.10%
Personnel Services- Employee Benefits	2,689	63,741	63,741	11,102	0	17.42%
Contractual Services	3,788	34,995	34,995	19,727	0	56.37%
Commodities	441	5,200	5,200	3,900	0	75.00%

**Kane County Expenditure Report - Detail**  
**Through March 31, 2018 (33.3% YTD, 34.62% Payroll)**

	Current Month Transactions	Total Amended Budget	Total Amended Budget excluding Net Income	YTD Actual Transactions	YTD Encumbrances	Total % Used
<b>010 Insurance Liability</b>	<b>304,769</b>	<b>2,052,639</b>	<b>2,052,639</b>	<b>1,506,753</b>	<b>0</b>	<b>73.41%</b>
Personnel Services- Salaries & Wages	10,287	134,096	134,096	46,293	0	34.52%
Personnel Services- Employee Benefits	3,185	40,993	40,993	13,644	0	33.28%
Contractual Services	291,297	1,877,550	1,877,550	1,446,817	0	77.06%
<b>246 Employee Events Fund</b>	<b>0</b>	<b>4,000</b>	<b>4,000</b>	<b>0</b>	<b>0</b>	<b>0.00%</b>
Contractual Services	0	3,000	3,000	0	0	0.00%
Commodities	0	1,000	1,000	0	0	0.00%
<b>140 County Auditor</b>	<b>21,030</b>	<b>308,491</b>	<b>308,491</b>	<b>107,589</b>	<b>367</b>	<b>34.88%</b>
<b>001 General Fund</b>	<b>21,030</b>	<b>308,491</b>	<b>308,491</b>	<b>107,589</b>	<b>367</b>	<b>34.88%</b>
Personnel Services- Salaries & Wages	17,420	228,730	228,730	80,043	0	34.99%
Personnel Services- Employee Benefits	3,080	43,653	43,653	12,233	0	28.02%
Contractual Services	394	34,858	34,858	14,635	0	41.99%
Commodities	136	1,250	1,250	678	367	54.24%
<b>150 Treasurer/Collector</b>	<b>51,929</b>	<b>801,814</b>	<b>801,814</b>	<b>215,595</b>	<b>2,500</b>	<b>26.89%</b>
<b>001 General Fund</b>	<b>51,530</b>	<b>632,619</b>	<b>632,619</b>	<b>212,071</b>	<b>2,500</b>	<b>33.52%</b>
Personnel Services- Salaries & Wages	39,115	515,718	515,718	175,248	0	33.98%
Personnel Services- Employee Benefits	7,299	89,019	89,019	29,064	0	32.65%
Contractual Services	4,854	23,500	23,500	6,580	0	28.00%
Commodities	262	4,382	4,382	1,178	2,500	26.89%
<b>150 Tax Sale Automation</b>	<b>399</b>	<b>148,195</b>	<b>148,195</b>	<b>3,524</b>	<b>0</b>	<b>2.38%</b>
Personnel Services- Salaries & Wages	370	30,000	30,000	2,234	0	7.45%
Personnel Services- Employee Benefits	28	2,295	2,295	171	0	7.45%
Contractual Services	0	46,400	46,400	252	0	0.54%
Commodities	0	10,000	10,000	867	0	8.67%
Capital	0	59,500	59,500	0	0	0.00%
<b>268 Sale &amp; Error</b>	<b>0</b>	<b>21,000</b>	<b>21,000</b>	<b>0</b>	<b>0</b>	<b>0.00%</b>
Transfers Out	0	21,000	21,000	0	0	0.00%
<b>170 Supervisor of Assessments</b>	<b>81,655</b>	<b>1,216,826</b>	<b>1,216,826</b>	<b>363,070</b>	<b>11,699</b>	<b>29.84%</b>
<b>001 General Fund</b>	<b>81,655</b>	<b>1,216,826</b>	<b>1,216,826</b>	<b>363,070</b>	<b>11,699</b>	<b>29.84%</b>
Personnel Services- Salaries & Wages	61,000	839,164	839,164	278,859	0	33.23%
Personnel Services- Employee Benefits	17,951	210,022	210,022	71,369	0	33.98%
Contractual Services	2,600	147,965	147,965	10,180	7,086	6.88%
Commodities	104	19,675	19,675	1,775	4,612	9.02%
Capital	0	0	0	887	0	N/A
<b>190 County Clerk</b>	<b>408,663</b>	<b>3,219,098</b>	<b>3,111,493</b>	<b>966,517</b>	<b>221</b>	<b>31.06%</b>
<b>001 General Fund</b>	<b>394,348</b>	<b>2,925,948</b>	<b>2,925,948</b>	<b>903,860</b>	<b>221</b>	<b>30.89%</b>
Personnel Services- Salaries & Wages	307,413	1,903,982	1,903,982	676,190	0	35.51%
Personnel Services- Employee Benefits	20,090	297,676	297,676	82,143	0	27.59%
Contractual Services	57,906	413,390	413,390	132,245	0	31.99%
Commodities	8,939	310,900	310,900	13,282	221	4.27%
<b>160 Vital Records Automation</b>	<b>14,315</b>	<b>293,150</b>	<b>185,545</b>	<b>62,657</b>	<b>0</b>	<b>33.77%</b>
Personnel Services- Salaries & Wages	10,752	73,079	73,079	41,546	0	56.85%
Personnel Services- Employee Benefits	3,347	23,997	23,997	12,785	0	53.28%
Contractual Services	16	42,469	42,469	63	0	0.15%
Commodities	200	16,000	16,000	898	0	5.61%
Contingency and Other	0	107,605	0	0	0	N/A
Capital	0	30,000	30,000	7,364	0	24.55%
<b>210 Recorder</b>	<b>97,569</b>	<b>2,042,584</b>	<b>2,042,584</b>	<b>418,769</b>	<b>0</b>	<b>20.50%</b>
<b>001 General Fund</b>	<b>59,818</b>	<b>783,482</b>	<b>783,482</b>	<b>261,952</b>	<b>0</b>	<b>33.43%</b>
Personnel Services- Salaries & Wages	48,687	633,966	633,966	218,482	0	34.46%
Personnel Services- Employee Benefits	10,828	145,628	145,628	42,801	0	29.39%
Contractual Services	0	1,818	1,818	208	0	11.43%
Commodities	303	2,070	2,070	461	0	22.26%

**Kane County Expenditure Report - Detail**  
**Through March 31, 2018 (33.3% YTD, 34.62% Payroll)**

	Current Month Transactions	Total Amended Budget	Total Amended Budget excluding Net Income	YTD Actual Transactions	YTD Encumbrances	Total % Used
<b>170 Recorder's Automation</b>	<b>37,752</b>	<b>1,259,102</b>	<b>1,259,102</b>	<b>156,817</b>	<b>0</b>	<b>12.45%</b>
Personnel Services- Salaries & Wages	10,703	212,201	212,201	48,018	0	22.63%
Personnel Services- Employee Benefits	4,128	101,334	101,334	17,408	0	17.18%
Contractual Services	22,158	355,767	355,767	88,177	0	24.78%
Commodities	762	121,800	121,800	3,214	0	2.64%
Capital	0	468,000	468,000	0	0	0.00%
<b>230 Regional Office of Education</b>	<b>31,076</b>	<b>297,850</b>	<b>297,850</b>	<b>117,702</b>	<b>0</b>	<b>39.52%</b>
<b>001 General Fund</b>	<b>31,076</b>	<b>297,850</b>	<b>297,850</b>	<b>117,702</b>	<b>0</b>	<b>39.52%</b>
Personnel Services- Salaries & Wages	26,964	258,176	258,176	101,585	0	39.35%
Personnel Services- Employee Benefits	4,112	35,099	35,099	16,117	0	45.92%
Contractual Services	0	4,575	4,575	0	0	0.00%
<b>240 Judiciary and Courts</b>	<b>212,600</b>	<b>3,388,305</b>	<b>3,380,647</b>	<b>908,396</b>	<b>1,942</b>	<b>26.87%</b>
<b>001 General Fund</b>	<b>199,445</b>	<b>3,193,605</b>	<b>3,193,605</b>	<b>858,627</b>	<b>1,942</b>	<b>26.89%</b>
Personnel Services- Salaries & Wages	100,085	1,498,106	1,498,106	442,455	0	29.53%
Personnel Services- Employee Benefits	24,612	365,599	365,599	96,797	0	26.48%
Contractual Services	74,121	1,252,650	1,252,650	312,459	0	24.94%
Commodities	627	77,250	77,250	6,916	1,942	8.95%
<b>195 Children's Waiting Room</b>	<b>9,717</b>	<b>137,000</b>	<b>137,000</b>	<b>37,650</b>	<b>0</b>	<b>27.48%</b>
Contractual Services	9,717	125,000	125,000	31,650	0	25.32%
Transfers Out	0	12,000	12,000	6,000	0	50.00%
<b>196 D.U.I.</b>	<b>0</b>	<b>12,350</b>	<b>5,000</b>	<b>0</b>	<b>0</b>	<b>0.00%</b>
Contractual Services	0	5,000	5,000	0	0	0.00%
Contingency and Other	0	7,350		0	0	N/A
<b>197 Foreclosure Mediation Fund</b>	<b>3,438</b>	<b>45,350</b>	<b>45,042</b>	<b>15,074</b>	<b>0</b>	<b>33.47%</b>
Personnel Services- Salaries & Wages	2,878	36,633	36,633	12,670	0	34.59%
Personnel Services- Employee Benefits	540	6,920	6,920	2,370	0	34.25%
Contractual Services	20	1,489	1,489	20	0	1.37%
Commodities	0	0	0	14	0	N/A
Contingency and Other	0	308	0	0	0	N/A
<b>492 Marriage Fees</b>	<b>0</b>	<b>0</b>	<b>0</b>	<b>(2,955)</b>	<b>0</b>	<b>N/A</b>
Contractual Services	0	0	0	(2,955)	0	N/A
<b>250 Circuit Clerk</b>	<b>476,161</b>	<b>7,350,528</b>	<b>7,305,592</b>	<b>2,071,311</b>	<b>0</b>	<b>28.35%</b>
<b>001 General Fund</b>	<b>288,842</b>	<b>3,797,028</b>	<b>3,797,028</b>	<b>1,237,971</b>	<b>0</b>	<b>32.60%</b>
Personnel Services- Salaries & Wages	226,106	2,968,096	2,968,096	999,918	0	33.69%
Personnel Services- Employee Benefits	56,427	677,146	677,146	225,998	0	33.38%
Contractual Services	5,951	104,406	104,406	10,683	0	10.23%
Commodities	359	47,380	47,380	1,372	0	2.90%
<b>200 Court Automation</b>	<b>60,179</b>	<b>1,505,000</b>	<b>1,505,000</b>	<b>260,064</b>	<b>0</b>	<b>17.28%</b>
Personnel Services- Salaries & Wages	40,244	553,221	553,221	179,287	0	32.41%
Personnel Services- Employee Benefits	17,158	242,494	242,494	71,632	0	29.54%
Contractual Services	2,777	248,955	248,955	2,777	0	1.12%
Commodities	0	32,400	32,400	0	0	0.00%
Capital	0	128,930	128,930	6,368	0	4.94%
Transfers Out	0	299,000	299,000	0	0	0.00%
<b>201 Court Document Storage</b>	<b>94,129</b>	<b>1,445,000</b>	<b>1,445,000</b>	<b>408,765</b>	<b>0</b>	<b>28.29%</b>
Personnel Services- Salaries & Wages	60,164	836,316	836,316	271,242	0	32.43%
Personnel Services- Employee Benefits	29,137	402,280	402,280	122,270	0	30.39%
Contractual Services	1,577	133,342	133,342	3,932	0	2.95%
Commodities	3,252	55,062	55,062	11,320	0	20.56%
Capital	0	18,000	18,000	0	0	0.00%



**Kane County Expenditure Report - Detail**  
**Through March 31, 2018 (33.3% YTD, 34.62% Payroll)**

	Current Month Transactions	Total Amended Budget	Total Amended Budget excluding Net Income	YTD Actual Transactions	YTD Encumbrances	Total % Used
<b>202 Child Support</b>	<b>6,179</b>	<b>100,500</b>	<b>100,500</b>	<b>27,202</b>	<b>0</b>	<b>27.07%</b>
Personnel Services- Salaries & Wages	4,361	59,553	59,553	19,562	0	32.85%
Personnel Services- Employee Benefits	1,818	23,619	23,619	7,639	0	32.34%
Contractual Services	0	15,828	15,828	0	0	0.00%
Commodities	0	1,500	1,500	0	0	0.00%
<b>203 Circuit Clerk Admin Services</b>	<b>22,513</b>	<b>387,500</b>	<b>387,500</b>	<b>117,931</b>	<b>0</b>	<b>30.43%</b>
Personnel Services- Salaries & Wages	16,284	239,961	239,961	88,149	0	36.73%
Personnel Services- Employee Benefits	6,229	88,231	88,231	29,654	0	33.61%
Contractual Services	0	22,876	22,876	0	0	0.00%
Commodities	0	36,432	36,432	128	0	0.35%
<b>204 Circuit Clk Electronic Citation</b>	<b>4,319</b>	<b>115,500</b>	<b>70,564</b>	<b>19,379</b>	<b>0</b>	<b>27.46%</b>
Personnel Services- Salaries & Wages	2,965	38,080	38,080	13,190	0	34.64%
Personnel Services- Employee Benefits	1,354	17,110	17,110	5,627	0	32.89%
Contractual Services	0	13,562	13,562	532	0	3.92%
Commodities	0	1,812	1,812	30	0	1.65%
Contingency and Other	0	44,936		0	0	N/A
<b>300 State's Attorney</b>	<b>693,304</b>	<b>10,252,237</b>	<b>10,250,318</b>	<b>3,150,670</b>	<b>2,329</b>	<b>30.74%</b>
<b>001 General Fund</b>	<b>405,126</b>	<b>5,650,922</b>	<b>5,650,922</b>	<b>1,838,026</b>	<b>2,329</b>	<b>32.53%</b>
Personnel Services- Salaries & Wages	315,853	4,293,096	4,293,096	1,417,459	0	33.02%
Personnel Services- Employee Benefits	62,455	836,936	836,936	250,769	0	29.96%
Contractual Services	21,697	398,671	398,671	105,444	1,424	26.45%
Commodities	5,121	67,700	67,700	9,835	906	14.53%
Transfers Out	0	54,519	54,519	54,519	0	100.00%
<b>010 Insurance Liability</b>	<b>111,634</b>	<b>1,248,399</b>	<b>1,248,399</b>	<b>504,778</b>	<b>0</b>	<b>40.43%</b>
Personnel Services- Salaries & Wages	56,591	756,063	756,063	243,022	0	32.14%
Personnel Services- Employee Benefits	19,097	265,281	265,281	77,738	0	29.30%
Contractual Services	35,797	220,255	220,255	183,081	0	83.12%
Commodities	148	6,800	6,800	936	0	13.77%
<b>220 Title IV-D</b>	<b>45,705</b>	<b>672,642</b>	<b>672,642</b>	<b>183,742</b>	<b>0</b>	<b>27.32%</b>
Personnel Services- Salaries & Wages	31,816	445,790	445,790	130,320	0	29.23%
Personnel Services- Employee Benefits	13,698	199,399	199,399	53,155	0	26.66%
Contractual Services	0	22,026	22,026	0	0	0.00%
Commodities	190	5,427	5,427	268	0	4.94%
<b>221 Drug Prosecution</b>	<b>19,900</b>	<b>370,659</b>	<b>370,659</b>	<b>89,482</b>	<b>0</b>	<b>24.14%</b>
Personnel Services- Salaries & Wages	14,317	279,131	279,131	65,628	0	23.51%
Personnel Services- Employee Benefits	5,582	79,399	79,399	23,855	0	30.04%
Contractual Services	0	11,334	11,334	0	0	0.00%
Commodities	0	795	795	0	0	0.00%
<b>222 Victim Coordinator Services</b>	<b>2,239</b>	<b>196,083</b>	<b>196,083</b>	<b>23,711</b>	<b>0</b>	<b>12.09%</b>
Personnel Services- Salaries & Wages	1,911	141,458	141,458	18,804	0	13.29%
Personnel Services- Employee Benefits	328	47,033	47,033	4,557	0	9.69%
Contractual Services	0	6,797	6,797	350	0	5.15%
Commodities	0	795	795	0	0	0.00%
<b>223 Domestic Violence</b>	<b>36,151</b>	<b>476,290</b>	<b>476,290</b>	<b>158,766</b>	<b>0</b>	<b>33.33%</b>
Personnel Services- Salaries & Wages	25,630	334,096	334,096	115,024	0	34.43%
Personnel Services- Employee Benefits	10,481	119,433	119,433	43,702	0	36.59%
Contractual Services	40	21,146	21,146	40	0	0.19%
Commodities	0	1,615	1,615	0	0	0.00%
<b>224 Environmental Prosecution</b>	<b>2,697</b>	<b>35,994</b>	<b>35,994</b>	<b>13,204</b>	<b>0</b>	<b>36.68%</b>
Personnel Services- Salaries & Wages	1,943	25,331	25,331	9,669	0	38.17%
Personnel Services- Employee Benefits	754	9,633	9,633	3,535	0	36.70%
Contractual Services	0	1,030	1,030	0	0	0.00%
<b>225 Auto Theft Task Force</b>	<b>0</b>	<b>339</b>	<b>0</b>	<b>0</b>	<b>0</b>	<b>N/A</b>
Contingency and Other	0	339	0	0	0	N/A

**Kane County Expenditure Report - Detail**  
**Through March 31, 2018 (33.3% YTD, 34.62% Payroll)**

	Current Month Transactions	Total Amended Budget	Total Amended Budget excluding Net Income	YTD Actual Transactions	YTD Encumbrances	Total % Used
<b>230 Child Advocacy Center</b>	<b>68,351</b>	<b>1,156,241</b>	<b>1,156,241</b>	<b>327,182</b>	<b>0</b>	<b>28.30%</b>
Personnel Services- Salaries & Wages	46,066	754,733	754,733	226,642	0	30.03%
Personnel Services- Employee Benefits	17,067	253,920	253,920	78,209	0	30.80%
Contractual Services	4,988	119,788	119,788	15,499	0	12.94%
Commodities	230	27,800	27,800	6,831	0	24.57%
<b>231 Equitable Sharing Program</b>	<b>0</b>	<b>55,000</b>	<b>55,000</b>	<b>0</b>	<b>0</b>	<b>0.00%</b>
Contractual Services	0	20,000	20,000	0	0	0.00%
Commodities	0	35,000	35,000	0	0	0.00%
<b>232 State's Atty Records Automation</b>	<b>0</b>	<b>97,558</b>	<b>95,978</b>	<b>0</b>	<b>0</b>	<b>0.00%</b>
Personnel Services- Salaries & Wages	0	16,000	16,000	0	0	0.00%
Personnel Services- Employee Benefits	0	24,328	24,328	0	0	0.00%
Contractual Services	0	650	650	0	0	0.00%
Commodities	0	55,000	55,000	0	0	0.00%
Contingency and Other	0	1,580	0	0	0	N/A
<b>233 Bad Check Restitution</b>	<b>0</b>	<b>25,000</b>	<b>25,000</b>	<b>4,490</b>	<b>0</b>	<b>17.96%</b>
Contractual Services	0	25,000	25,000	4,504	0	18.02%
Commodities	0	0	0	(14)	0	N/A
<b>234 Drug Asset Forfeiture</b>	<b>1,501</b>	<b>85,000</b>	<b>85,000</b>	<b>3,741</b>	<b>0</b>	<b>4.40%</b>
Contractual Services	1,501	85,000	85,000	1,811	0	2.13%
Commodities	0	0	0	1,930	0	N/A
<b>235 State's Attorney Employee Events</b>	<b>0</b>	<b>10</b>	<b>10</b>	<b>595</b>	<b>0</b>	<b>5,946.50%</b>
Commodities	0	10	10	595	0	5,946.50%
<b>236 Child Advocacy Advisory Board</b>	<b>0</b>	<b>26,000</b>	<b>26,000</b>	<b>0</b>	<b>0</b>	<b>0.00%</b>
Commodities	0	26,000	26,000	0	0	0.00%
<b>237 Money Laundering - State's Atty</b>	<b>0</b>	<b>85,000</b>	<b>85,000</b>	<b>0</b>	<b>0</b>	<b>0.00%</b>
Contractual Services	0	85,000	85,000	0	0	0.00%
<b>490 Kane County Law Enforcement</b>	<b>0</b>	<b>71,100</b>	<b>71,100</b>	<b>2,953</b>	<b>0</b>	<b>4.15%</b>
Personnel Services- Salaries & Wages	0	0	0	2,750	0	N/A
Personnel Services- Employee Benefits	0	0	0	203	0	N/A
Contractual Services	0	71,100	71,100	0	0	0.00%
<b>360 Public Defender</b>	<b>306,001</b>	<b>3,879,432</b>	<b>3,879,432</b>	<b>1,318,588</b>	<b>6,113</b>	<b>33.99%</b>
<b>001 General Fund</b>	<b>306,001</b>	<b>3,879,432</b>	<b>3,879,432</b>	<b>1,318,588</b>	<b>6,113</b>	<b>33.99%</b>
Personnel Services- Salaries & Wages	244,247	3,351,954	3,351,954	1,088,686	0	32.48%
Personnel Services- Employee Benefits	51,874	619,165	619,165	204,152	0	32.97%
Contractual Services	4,004	112,033	112,033	10,664	0	9.52%
Commodities	5,876	63,280	63,280	15,087	6,113	23.84%
Services	0	(267,000)	(267,000)	0	0	0.00%
<b>370 Law Library</b>	<b>15,554</b>	<b>309,265</b>	<b>309,265</b>	<b>87,508</b>	<b>0</b>	<b>28.30%</b>
<b>250 Law Library</b>	<b>15,554</b>	<b>309,265</b>	<b>309,265</b>	<b>87,508</b>	<b>0</b>	<b>28.30%</b>
Personnel Services- Salaries & Wages	8,769	113,977	113,977	39,462	0	34.62%
Personnel Services- Employee Benefits	2,605	33,437	33,437	11,186	0	33.45%
Contractual Services	2,359	19,388	19,388	12,737	0	65.70%
Commodities	1,135	129,463	129,463	23,438	0	18.10%
Capital	685	13,000	13,000	685	0	5.27%

**Kane County Expenditure Report - Detail**  
**Through March 31, 2018 (33.3% YTD, 34.62% Payroll)**

	Current Month Transactions	Total Amended Budget	Total Amended Budget excluding Net Income	YTD Actual Transactions	YTD Encumbrances	Total % Used
<b>380 Sheriff</b>	<b>1,937,236</b>	<b>29,358,890</b>	<b>29,358,890</b>	<b>9,043,902</b>	<b>0</b>	<b>30.80%</b>
<b>001 General Fund</b>	<b>1,767,287</b>	<b>26,335,638</b>	<b>26,335,638</b>	<b>8,307,754</b>	<b>0</b>	<b>31.55%</b>
Personnel Services- Salaries & Wages	1,445,705	20,105,668	20,105,668	6,710,310	0	33.38%
Personnel Services- Employee Benefits	269,100	3,460,029	3,460,029	1,072,775	0	31.00%
Contractual Services	29,032	2,239,521	2,239,521	229,989	0	10.27%
Commodities	23,450	1,405,420	1,405,420	294,679	0	20.97%
Services	0	(875,000)	(875,000)	0	0	0.00%
<b>249 Bomb Squad SWAT</b>	<b>0</b>	<b>2,100</b>	<b>2,100</b>	<b>0</b>	<b>0</b>	<b>0.00%</b>
Contractual Services	0	2,100	2,100	0	0	0.00%
<b>251 Canteen Commission</b>	<b>0</b>	<b>165,000</b>	<b>165,000</b>	<b>0</b>	<b>0</b>	<b>0.00%</b>
Commodities	0	165,000	165,000	0	0	0.00%
<b>252 County Sheriff DEF Federal</b>	<b>0</b>	<b>24,000</b>	<b>24,000</b>	<b>0</b>	<b>0</b>	<b>0.00%</b>
Contractual Services	0	24,000	24,000	0	0	0.00%
<b>253 County Sheriff DEF Local</b>	<b>0</b>	<b>50,000</b>	<b>50,000</b>	<b>0</b>	<b>0</b>	<b>0.00%</b>
Contractual Services	0	50,000	50,000	0	0	0.00%
<b>254 FATS</b>	<b>0</b>	<b>1,200</b>	<b>1,200</b>	<b>0</b>	<b>0</b>	<b>0.00%</b>
Contractual Services	0	1,200	1,200	0	0	0.00%
<b>255 K-9 Unit</b>	<b>0</b>	<b>3,000</b>	<b>3,000</b>	<b>0</b>	<b>0</b>	<b>0.00%</b>
Contractual Services	0	3,000	3,000	0	0	0.00%
<b>256 Vehicle Maintenance/Purchase</b>	<b>0</b>	<b>8,000</b>	<b>8,000</b>	<b>0</b>	<b>0</b>	<b>0.00%</b>
Contractual Services	0	8,000	8,000	0	0	0.00%
<b>257 Sheriff DUI Fund</b>	<b>0</b>	<b>5,000</b>	<b>5,000</b>	<b>0</b>	<b>0</b>	<b>0.00%</b>
Contractual Services	0	5,000	5,000	0	0	0.00%
<b>259 Transportation Safety Highway HB</b>	<b>0</b>	<b>5,000</b>	<b>5,000</b>	<b>0</b>	<b>0</b>	<b>0.00%</b>
Personnel Services- Salaries & Wages	0	5,000	5,000	0	0	0.00%
<b>260 Court Security</b>	<b>169,948</b>	<b>2,734,527</b>	<b>2,734,527</b>	<b>736,148</b>	<b>0</b>	<b>26.92%</b>
Personnel Services- Salaries & Wages	124,144	1,776,142	1,776,142	539,847	0	30.39%
Personnel Services- Employee Benefits	43,006	782,365	782,365	179,653	0	22.96%
Contractual Services	2,459	146,880	146,880	16,309	0	11.10%
Commodities	339	29,140	29,140	339	0	1.16%
<b>262 AJF Medical Cost</b>	<b>0</b>	<b>25,425</b>	<b>25,425</b>	<b>0</b>	<b>0</b>	<b>0.00%</b>
Contractual Services	0	25,425	25,425	0	0	0.00%
<b>420 Merit Commission</b>	<b>5,950</b>	<b>97,832</b>	<b>97,832</b>	<b>31,575</b>	<b>0</b>	<b>32.28%</b>
<b>001 General Fund</b>	<b>5,950</b>	<b>97,832</b>	<b>97,832</b>	<b>31,575</b>	<b>0</b>	<b>32.28%</b>
Personnel Services- Salaries & Wages	4,978	74,438	74,438	25,393	0	34.11%
Personnel Services- Employee Benefits	520	6,344	6,344	2,071	0	32.65%
Contractual Services	452	16,550	16,550	3,928	0	23.73%
Commodities	0	500	500	184	0	36.80%
<b>425 Kane Comm</b>	<b>141,682</b>	<b>2,269,492</b>	<b>2,215,636</b>	<b>858,717</b>	<b>1,641</b>	<b>38.76%</b>
<b>269 Kane Comm</b>	<b>141,682</b>	<b>2,269,492</b>	<b>2,215,636</b>	<b>858,717</b>	<b>1,641</b>	<b>38.76%</b>
Personnel Services- Salaries & Wages	104,366	1,371,270	1,371,270	467,654	0	34.10%
Personnel Services- Employee Benefits	35,531	493,992	493,992	150,872	0	30.54%
Contractual Services	1,732	144,607	144,607	39,478	0	27.30%
Commodities	53	7,300	7,300	2,245	1,641	30.76%
Contingency and Other	0	53,856	0	0	0	N/A
Transfers Out	0	198,467	198,467	198,467	0	100.00%

**Kane County Expenditure Report - Detail**  
**Through March 31, 2018 (33.3% YTD, 34.62% Payroll)**

	Current Month Transactions	Total Amended Budget	Total Amended Budget excluding Net Income	YTD Actual Transactions	YTD Encumbrances	Total % Used
<b>430 Court Services</b>	<b>1,062,371</b>	<b>14,245,347</b>	<b>14,245,347</b>	<b>4,481,945</b>	<b>9,009</b>	<b>31.46%</b>
<b>001 General Fund</b>	<b>893,733</b>	<b>11,970,710</b>	<b>11,970,710</b>	<b>3,991,665</b>	<b>9,009</b>	<b>33.35%</b>
Personnel Services- Salaries & Wages	645,988	8,826,130	8,826,130	2,927,257	0	33.17%
Personnel Services- Employee Benefits	142,320	1,915,128	1,915,128	565,993	0	29.55%
Contractual Services	84,196	1,617,902	1,617,902	429,064	7,937	26.52%
Commodities	21,228	284,550	284,550	66,903	1,072	23.51%
Capital	0	0	0	2,448	0	N/A
Services	0	(673,000)	(673,000)	0	0	0.00%
<b>270 Probation Services</b>	<b>80,645</b>	<b>1,114,000</b>	<b>1,114,000</b>	<b>138,703</b>	<b>0</b>	<b>12.45%</b>
Contractual Services	64,769	1,099,250	1,099,250	122,828	0	11.17%
Commodities	1,220	14,750	14,750	1,220	0	8.27%
Capital	14,656	0	0	14,656	0	N/A
<b>271 Substance Abuse Screening</b>	<b>1,981</b>	<b>80,000</b>	<b>80,000</b>	<b>6,916</b>	<b>0</b>	<b>8.65%</b>
Contractual Services	1,981	75,000	75,000	6,916	0	9.22%
Commodities	0	5,000	5,000	0	0	0.00%
<b>273 Drug Court Special Resources</b>	<b>80,582</b>	<b>958,978</b>	<b>958,978</b>	<b>320,935</b>	<b>0</b>	<b>33.47%</b>
Personnel Services- Salaries & Wages	26,405	385,637	385,637	126,508	0	32.80%
Personnel Services- Employee Benefits	12,015	181,850	181,850	51,973	0	28.58%
Contractual Services	41,664	372,791	372,791	138,030	0	37.03%
Commodities	498	18,700	18,700	4,424	0	23.66%
<b>275 Juvenile Drug Court</b>	<b>5,432</b>	<b>111,609</b>	<b>111,609</b>	<b>23,977</b>	<b>0</b>	<b>21.48%</b>
Personnel Services- Salaries & Wages	3,649	47,567	47,567	16,421	0	34.52%
Personnel Services- Employee Benefits	1,779	22,909	22,909	7,454	0	32.54%
Contractual Services	3	39,133	39,133	102	0	0.26%
Commodities	0	2,000	2,000	0	0	0.00%
<b>276 Probation Victim Services</b>	<b>0</b>	<b>10,000</b>	<b>10,000</b>	<b>0</b>	<b>0</b>	<b>0.00%</b>
Contractual Services	0	10,000	10,000	0	0	0.00%
<b>277 Victim Impact Panel</b>	<b>0</b>	<b>0</b>	<b>0</b>	<b>(300)</b>	<b>0</b>	<b>N/A</b>
Contractual Services	0	0	0	(300)	0	N/A
<b>278 Juvenile Justice Donation Fund</b>	<b>0</b>	<b>50</b>	<b>50</b>	<b>50</b>	<b>0</b>	<b>100.00%</b>
Commodities	0	50	50	50	0	100.00%
<b>490 Coroner</b>	<b>77,041</b>	<b>1,172,597</b>	<b>1,172,597</b>	<b>447,726</b>	<b>419</b>	<b>38.18%</b>
<b>001 General Fund</b>	<b>74,207</b>	<b>943,027</b>	<b>943,027</b>	<b>328,559</b>	<b>393</b>	<b>34.84%</b>
Personnel Services- Salaries & Wages	42,807	556,436	556,436	197,594	0	35.51%
Personnel Services- Employee Benefits	9,931	141,741	141,741	40,645	0	28.68%
Contractual Services	21,399	326,500	326,500	90,160	0	27.61%
Commodities	70	7,500	7,500	160	393	2.13%
Services	0	(89,150)	(89,150)	0	0	0.00%
<b>289 Coroner Administration</b>	<b>2,835</b>	<b>229,570</b>	<b>229,570</b>	<b>119,167</b>	<b>25</b>	<b>51.91%</b>
Contractual Services	875	28,320	28,320	7,178	0	25.35%
Commodities	1,959	66,250	66,250	11,989	25	18.10%
Capital	0	35,000	35,000	0	0	0.00%
Transfers Out	0	100,000	100,000	100,000	0	100.00%
<b>500 Animal Control</b>	<b>49,933</b>	<b>861,003</b>	<b>861,003</b>	<b>220,915</b>	<b>2,126</b>	<b>25.66%</b>
<b>290 Animal Control</b>	<b>49,933</b>	<b>861,003</b>	<b>861,003</b>	<b>220,915</b>	<b>2,126</b>	<b>25.66%</b>
Personnel Services- Salaries & Wages	32,037	426,229	426,229	144,229	0	33.84%
Personnel Services- Employee Benefits	11,424	142,867	142,867	48,659	0	34.06%
Contractual Services	2,551	161,107	161,107	11,115	0	6.90%
Commodities	3,920	83,800	83,800	16,912	2,126	20.18%
Capital	0	47,000	47,000	0	0	0.00%

**Kane County Expenditure Report - Detail**  
**Through March 31, 2018 (33.3% YTD, 34.62% Payroll)**

	Current Month Transactions	Total Amended Budget	Total Amended Budget excluding Net Income	YTD Actual Transactions	YTD Encumbrances	Total % Used
<b>510 Emergency Management Services</b>	<b>16,940</b>	<b>236,828</b>	<b>235,379</b>	<b>79,632</b>	<b>0</b>	<b>33.83%</b>
<b>001 General Fund</b>	<b>16,940</b>	<b>229,028</b>	<b>229,028</b>	<b>77,740</b>	<b>0</b>	<b>33.94%</b>
Personnel Services- Salaries & Wages	11,929	165,633	165,633	52,452	0	31.67%
Personnel Services- Employee Benefits	1,242	14,636	14,636	4,924	0	33.65%
Contractual Services	533	11,267	11,267	1,919	0	17.03%
Commodities	3,237	37,492	37,492	18,444	0	49.20%
<b>247 EMA Volunteer Fund</b>	<b>0</b>	<b>3,600</b>	<b>2,750</b>	<b>1,892</b>	<b>0</b>	<b>68.79%</b>
Contractual Services	0	1,500	1,500	0	0	0.00%
Commodities	0	1,250	1,250	1,892	0	151.34%
Contingency and Other	0	850	0	0	0	N/A
<b>248 KC Emergency Planning</b>	<b>0</b>	<b>4,200</b>	<b>3,601</b>	<b>0</b>	<b>0</b>	<b>0.00%</b>
Contractual Services	0	2,126	2,126	0	0	0.00%
Commodities	0	1,475	1,475	0	0	0.00%
Contingency and Other	0	599	0	0	0	N/A
<b>520 Transportation</b>	<b>1,359,034</b>	<b>117,055,511</b>	<b>102,555,511</b>	<b>8,707,988</b>	<b>30,153,327</b>	<b>8.49%</b>
<b>300 County Highway</b>	<b>384,123</b>	<b>7,547,604</b>	<b>7,547,604</b>	<b>1,770,005</b>	<b>1,920,009</b>	<b>23.45%</b>
Personnel Services- Salaries & Wages	170,946	2,684,521	2,684,521	777,091	0	28.95%
Personnel Services- Employee Benefits	62,656	982,992	982,992	266,224	0	27.08%
Contractual Services	57,048	1,616,453	1,616,453	180,623	1,725,849	11.17%
Commodities	31,795	747,800	747,800	191,769	151,957	25.64%
Capital	61,679	1,248,442	1,248,442	86,903	42,204	6.96%
Transfers Out	0	267,396	267,396	267,396	0	100.00%
<b>301 County Bridge</b>	<b>0</b>	<b>360,000</b>	<b>360,000</b>	<b>58,693</b>	<b>372,157</b>	<b>16.30%</b>
Contractual Services	0	360,000	360,000	58,693	372,157	16.30%
<b>302 Motor Fuel Tax</b>	<b>211,678</b>	<b>14,472,570</b>	<b>14,472,570</b>	<b>4,715,266</b>	<b>4,820,785</b>	<b>32.58%</b>
Personnel Services- Salaries & Wages	181,188	2,596,782	2,596,782	941,451	0	36.25%
Personnel Services- Employee Benefits	30,490	1,055,929	1,055,929	281,415	0	26.65%
Contractual Services	0	685,730	685,730	225	0	0%
Capital	0	6,641,954	6,641,954	0	4,820,785	0.00%
Transfers Out	0	3,492,175	3,492,175	3,492,175	0	100.00%
<b>303 County Highway Matching</b>	<b>0</b>	<b>67,270</b>	<b>67,270</b>	<b>0</b>	<b>2,145</b>	<b>0.00%</b>
Commodities	0	67,270	67,270	0	2,145	0.00%
<b>304 Motor Fuel Local Option</b>	<b>324,396</b>	<b>16,341,879</b>	<b>16,341,879</b>	<b>826,432</b>	<b>3,855,434</b>	<b>5.06%</b>
Contractual Services	8,792	14,103,000	14,103,000	14,362	2,371,707	0.10%
Commodities	315,604	1,834,008	1,834,008	759,562	1,474,605	41.42%
Capital	0	350,000	350,000	0	9,122	0.00%
Transfers Out	0	54,871	54,871	52,509	0	95.69%
<b>305 Transportation Sales Tax</b>	<b>235,591</b>	<b>37,530,324</b>	<b>37,530,324</b>	<b>545,950</b>	<b>12,617,891</b>	<b>1.45%</b>
Contractual Services	119,347	8,201,801	8,201,801	419,610	4,289,377	5.12%
Capital	116,244	28,638,523	28,638,523	126,339	8,328,515	0.44%
Transfers Out	0	690,000	690,000	0	0	0.00%
<b>515 Longmeadow Bond Construction</b>	<b>0</b>	<b>30,000,000</b>	<b>15,500,000</b>	<b>0</b>	<b>0</b>	<b>0.00%</b>
Contingency and Other	0	14,500,000	0	0	0	N/A
Capital	0	15,500,000	15,500,000	0	0	0.00%
<b>540 Transportation Capital</b>	<b>9,396</b>	<b>2,300,243</b>	<b>2,300,243</b>	<b>121,029</b>	<b>1,818,584</b>	<b>5.26%</b>
Contractual Services	9,396	1,121,781	1,121,781	91,159	457,545	8.13%
Capital	0	1,178,462	1,178,462	29,870	1,361,039	2.53%
<b>550 Aurora Area Impact Fees</b>	<b>0</b>	<b>21,500</b>	<b>21,500</b>	<b>0</b>	<b>51,059</b>	<b>0.00%</b>
Capital	0	20,500	20,500	0	51,059	0.00%
Transfers Out	0	1,000	1,000	0	0	0.00%

**Kane County Expenditure Report - Detail**  
**Through March 31, 2018 (33.3% YTD, 34.62% Payroll)**

	Current Month Transactions	Total Amended Budget	Total Amended Budget excluding Net Income	YTD Actual Transactions	YTD Encumbrances	Total % Used
<b>551 Campton Hills Impact Fees</b>	<b>0</b>	<b>260,491</b>	<b>260,491</b>	<b>0</b>	<b>39,107</b>	<b>0.00%</b>
Contractual Services	0	60,000	60,000	0	0	0.00%
Capital	0	196,741	196,741	0	39,107	0.00%
Transfers Out	0	3,750	3,750	0	0	0.00%
<b>552 Greater Elgin Impact Fees</b>	<b>20,163</b>	<b>81,500</b>	<b>81,500</b>	<b>20,163</b>	<b>326,596</b>	<b>24.74%</b>
Contractual Services	20,163	80,000	80,000	20,163	326,596	25.20%
Transfers Out	0	1,500	1,500	0	0	0.00%
<b>553 Northwest Impact Fees</b>	<b>0</b>	<b>26,500</b>	<b>26,500</b>	<b>0</b>	<b>0</b>	<b>0.00%</b>
Capital	0	25,250	25,250	0	0	0.00%
Transfers Out	0	1,250	1,250	0	0	0.00%
<b>554 Southwest Impact Fees</b>	<b>0</b>	<b>352,000</b>	<b>352,000</b>	<b>0</b>	<b>0</b>	<b>0.00%</b>
Contractual Services	0	350,000	350,000	0	0	0.00%
Transfers Out	0	2,000	2,000	0	0	0.00%
<b>555 Tri-Cities Impact Fees</b>	<b>19,981</b>	<b>223,750</b>	<b>223,750</b>	<b>54,759</b>	<b>672,518</b>	<b>24.47%</b>
Contractual Services	19,981	0	0	54,759	63,076	N/A
Capital	0	220,000	220,000	0	609,442	0.00%
Transfers Out	0	3,750	3,750	0	0	0.00%
<b>556 Upper Fox Impact Fees</b>	<b>0</b>	<b>443,651</b>	<b>443,651</b>	<b>0</b>	<b>462,359</b>	<b>0.00%</b>
Contractual Services	0	0	0	0	0	N/A
Capital	0	441,651	441,651	0	462,359	0.00%
Transfers Out	0	2,000	2,000	0	0	0.00%
<b>557 West Central Impact Fees</b>	<b>0</b>	<b>10,500</b>	<b>10,500</b>	<b>0</b>	<b>0</b>	<b>0.00%</b>
Capital	0	10,000	10,000	0	0	0.00%
Transfers Out	0	500	500	0	0	0.00%
<b>558 North Impact Fees</b>	<b>153,707</b>	<b>1,953,470</b>	<b>1,953,470</b>	<b>153,707</b>	<b>3,170,675</b>	<b>7.87%</b>
Contractual Services	25,983	1,135,970	1,135,970	25,983	2,245,957	2.29%
Capital	127,724	780,000	780,000	127,724	924,718	16.37%
Transfers Out	0	37,500	37,500	0	0	N/A
<b>559 Central Impact Fees</b>	<b>0</b>	<b>2,195,630</b>	<b>2,195,630</b>	<b>104,000</b>	<b>0</b>	<b>4.74%</b>
Capital	0	2,178,130	2,178,130	104,000	0	4.77%
Transfers Out	0	17,500	17,500	0	0	0.00%
<b>560 South Impact Fees</b>	<b>0</b>	<b>2,866,629</b>	<b>2,866,629</b>	<b>337,984</b>	<b>24,007</b>	<b>11.79%</b>
Contractual Services	0	24,200	24,200	0	24,007	0.00%
Capital	0	2,812,429	2,812,429	337,984	0	12.02%
Transfers Out	0	30,000	30,000	0	0	0.00%
<b>580 Health</b>	<b>411,609</b>	<b>6,392,506</b>	<b>6,392,506</b>	<b>1,594,910</b>	<b>40,886</b>	<b>24.95%</b>
<b>350 County Health</b>	<b>376,230</b>	<b>5,844,037</b>	<b>5,844,037</b>	<b>1,447,743</b>	<b>40,856</b>	<b>24.77%</b>
Personnel Services- Salaries & Wages	204,055	3,279,965	3,279,965	920,586	0	28.07%
Personnel Services- Employee Benefits	75,647	1,359,821	1,359,821	323,786	0	23.81%
Contractual Services	41,576	743,539	743,539	119,706	14,175	16.10%
Commodities	54,952	400,712	400,712	83,665	26,681	20.88%
Capital	0	60,000	60,000	0	0	0.00%
<b>351 Kane Kares</b>	<b>35,379</b>	<b>548,469</b>	<b>548,469</b>	<b>147,167</b>	<b>30</b>	<b>26.83%</b>
Personnel Services- Salaries & Wages	23,516	317,563	317,563	100,068	0	31.51%
Personnel Services- Employee Benefits	9,518	158,076	158,076	38,489	0	24.35%
Contractual Services	2,345	64,827	64,827	7,172	30	11.06%
Commodities	0	8,003	8,003	1,438	0	17.97%

**Kane County Expenditure Report - Detail**  
**Through March 31, 2018 (33.3% YTD, 34.62% Payroll)**

	Current Month Transactions	Total Amended Budget	Total Amended Budget excluding Net Income	YTD Actual Transactions	YTD Encumbrances	Total % Used
<b>660 Veterans' Commission</b>	<b>20,841</b>	<b>331,071</b>	<b>331,071</b>	<b>102,845</b>	<b>0</b>	<b>31.06%</b>
<b>380 Veterans' Commission</b>	<b>20,841</b>	<b>331,071</b>	<b>331,071</b>	<b>102,845</b>	<b>0</b>	<b>31.06%</b>
Personnel Services- Salaries & Wages	13,370	193,196	193,196	68,309	0	35.36%
Personnel Services- Employee Benefits	6,617	95,607	95,607	29,825	0	31.19%
Contractual Services	802	40,312	40,312	4,546	0	11.28%
Commodities	51	1,956	1,956	166	0	8.48%
<b>670 Environmental Management</b>	<b>57,163</b>	<b>5,182,359</b>	<b>5,182,359</b>	<b>245,995</b>	<b>3,052,086</b>	<b>4.75%</b>
<b>420 Stormwater Management</b>	<b>2,600</b>	<b>200,807</b>	<b>200,807</b>	<b>34,206</b>	<b>14,623</b>	<b>17.03%</b>
Personnel Services- Salaries & Wages	1,841	24,840	24,840	8,360	0	33.65%
Personnel Services- Employee Benefits	463	6,097	6,097	2,027	0	33.25%
Contractual Services	297	168,670	168,670	23,712	14,623	14.06%
Commodities	0	1,200	1,200	108	0	8.96%
<b>650 Enterprise Surcharge</b>	<b>32,173</b>	<b>481,552</b>	<b>481,552</b>	<b>189,399</b>	<b>54,528</b>	<b>39.33%</b>
Personnel Services- Salaries & Wages	13,017	166,605	166,605	55,513	0	33.32%
Personnel Services- Employee Benefits	4,107	46,206	46,206	15,986	0	34.60%
Contractual Services	14,252	163,101	163,101	45,956	48,792	28.18%
Commodities	798	35,100	35,100	1,403	5,736	4.00%
Transfers Out	0	70,540	70,540	70,540	0	100.00%
<b>651 Enterprise General</b>	<b>22,390</b>	<b>4,500,000</b>	<b>4,500,000</b>	<b>22,390</b>	<b>2,982,935</b>	<b>0.50%</b>
Contractual Services	22,390	4,500,000	4,500,000	22,390	2,982,935	0.50%
<b>690 Development</b>	<b>609,201</b>	<b>6,002,278</b>	<b>5,982,440</b>	<b>2,177,259</b>	<b>175,034</b>	<b>36.39%</b>
<b>001 General Fund</b>	<b>112,020</b>	<b>1,489,964</b>	<b>1,489,964</b>	<b>505,389</b>	<b>31,761</b>	<b>33.92%</b>
Personnel Services- Salaries & Wages	89,729	1,151,774	1,151,774	413,370	0	35.89%
Personnel Services- Employee Benefits	18,919	224,174	224,174	74,092	0	33.05%
Contractual Services	1,029	61,447	61,447	12,468	0	20.29%
Commodities	2,343	52,569	52,569	5,459	5,926	10.38%
Capital	0	0	0	0	25,835	N/A
<b>400 Economic Development</b>	<b>20,000</b>	<b>157,316</b>	<b>157,316</b>	<b>41,657</b>	<b>0</b>	<b>26.48%</b>
Personnel Services- Salaries & Wages	0	6,167	6,167	0	0	0.00%
Personnel Services- Employee Benefits	0	3,704	3,704	0	0	0.00%
Contractual Services	20,000	147,045	147,045	41,657	0	28.33%
Commodities	0	400	400	0	0	0.00%
<b>401 Community Dev Block Program</b>	<b>320,230</b>	<b>1,216,062</b>	<b>1,216,062</b>	<b>763,001</b>	<b>0</b>	<b>62.74%</b>
Personnel Services- Salaries & Wages	8,350	118,935	118,935	33,167	0	27.89%
Personnel Services- Employee Benefits	2,670	40,669	40,669	10,378	0	25.52%
Contractual Services	298,564	1,031,138	1,031,138	708,775	0	68.74%
Commodities	75	2,520	2,520	112	0	4.44%
Capital	0	1,000	1,000	0	0	0.00%
Transfers Out	10,571	21,800	21,800	10,571	0	48.49%
<b>402 HOME Program</b>	<b>74,828</b>	<b>925,312</b>	<b>925,312</b>	<b>500,520</b>	<b>0</b>	<b>54.09%</b>
Personnel Services- Salaries & Wages	3,226	47,043	47,043	13,560	0	28.83%
Personnel Services- Employee Benefits	772	14,698	14,698	3,323	0	22.61%
Contractual Services	70,830	862,661	862,661	483,637	0	56.06%
Commodities	0	235	235	0	0	0.00%
Capital	0	675	675	0	0	0.00%
<b>403 Unincorporated Stormwater Mgmt</b>	<b>0</b>	<b>499</b>	<b>0</b>	<b>0</b>	<b>0</b>	<b>N/A</b>
Contingency and Other	0	499	0	0	0	N/A
<b>404 Homeless Management Info Systems</b>	<b>28,507</b>	<b>135,245</b>	<b>135,245</b>	<b>55,420</b>	<b>0</b>	<b>40.98%</b>
Personnel Services- Salaries & Wages	5,120	39,900	39,900	19,511	0	48.90%
Personnel Services- Employee Benefits	1,343	19,113	19,113	4,691	0	24.54%
Contractual Services	4,602	62,807	62,807	13,573	0	21.61%
Commodities	17,442	11,200	11,200	17,645	0	157.54%
Capital	0	2,225	2,225	0	0	0.00%

**Kane County Expenditure Report - Detail**  
**Through March 31, 2018 (33.3% YTD, 34.62% Payroll)**

	Current Month Transactions	Total Amended Budget	Total Amended Budget excluding Net Income	YTD Actual Transactions	YTD Encumbrances	Total % Used
<b>405 Cost Share Drainage</b>	<b>11,026</b>	<b>199,289</b>	<b>180,000</b>	<b>50,395</b>	<b>37,684</b>	<b>28.00%</b>
Contractual Services	11,026	104,000	104,000	23,330	28,524	22.43%
Contingency and Other	0	19,289	0	0	0	N/A
Capital	0	76,000	76,000	27,065	9,161	35.61%
<b>406 OCR &amp; Recovery Act Programs</b>	<b>10,161</b>	<b>184,993</b>	<b>184,993</b>	<b>19,154</b>	<b>0</b>	<b>10.35%</b>
Personnel Services- Salaries & Wages	2,405	28,744	28,744	9,607	0	33.42%
Personnel Services- Employee Benefits	632	11,215	11,215	2,422	0	21.60%
Contractual Services	7,125	145,034	145,034	7,125	0	4.91%
<b>407 Quality of Kane Grants</b>	<b>0</b>	<b>30,110</b>	<b>30,110</b>	<b>0</b>	<b>0</b>	<b>0.00%</b>
Contractual Services	0	30,110	30,110	0	0	0.00%
<b>408 Neighborhood Stabilization Progr</b>	<b>0</b>	<b>170,000</b>	<b>170,000</b>	<b>100,484</b>	<b>0</b>	<b>59.11%</b>
Contractual Services	0	170,000	170,000	100,484	0	59.11%
<b>409 Continuum of Care Planning Grant</b>	<b>2,116</b>	<b>71,569</b>	<b>71,569</b>	<b>18,403</b>	<b>0</b>	<b>25.71%</b>
Personnel Services- Salaries & Wages	1,652	27,867	27,867	14,869	0	53.36%
Personnel Services- Employee Benefits	464	12,817	12,817	3,505	0	27.35%
Contractual Services	0	30,885	30,885	28	0	0.09%
<b>410 Elgin CDBG</b>	<b>7,837</b>	<b>175,404</b>	<b>175,404</b>	<b>35,164</b>	<b>0</b>	<b>20.05%</b>
Personnel Services- Salaries & Wages	5,981	86,081	86,081	27,099	0	31.48%
Personnel Services- Employee Benefits	1,856	30,082	30,082	7,935	0	26.38%
Contractual Services	0	58,616	58,616	128	0	0.22%
Commodities	0	625	625	2	0	0.37%
<b>425 Blighted Structure Demolition</b>	<b>0</b>	<b>120,000</b>	<b>120,000</b>	<b>0</b>	<b>0</b>	<b>0.00%</b>
Contractual Services	0	120,000	120,000	0	0	0.00%
<b>435 Growing for Kane</b>	<b>840</b>	<b>14,132</b>	<b>14,132</b>	<b>1,849</b>	<b>0</b>	<b>13.09%</b>
Contractual Services	840	14,132	14,132	1,849	0	13.09%
<b>520 Mill Creek Special Service Area</b>	<b>21,635</b>	<b>1,073,844</b>	<b>1,073,844</b>	<b>85,824</b>	<b>105,589</b>	<b>7.99%</b>
Personnel Services- Salaries & Wages	3,923	51,139	51,139	17,655	0	34.52%
Personnel Services- Employee Benefits	769	9,987	9,987	3,427	0	34.32%
Contractual Services	16,425	995,318	995,318	60,271	105,589	6.06%
Commodities	517	15,000	15,000	2,071	0	13.80%
Transfers Out	0	2,400	2,400	2,400	0	100.00%
<b>521 Bowes Creek Special Service Area</b>	<b>0</b>	<b>11</b>	<b>0</b>	<b>0</b>	<b>0</b>	<b>N/A</b>
Contingency and Other	0	11	0	0	0	N/A
<b>5300 Sunvale SBA SW 37</b>	<b>0</b>	<b>488</b>	<b>488</b>	<b>0</b>	<b>0</b>	<b>0.00%</b>
Transfers Out	0	488	488	0	0	0.00%
<b>5301 Middle Creek SBA SW38</b>	<b>0</b>	<b>1,950</b>	<b>1,950</b>	<b>0</b>	<b>0</b>	<b>0.00%</b>
Contractual Services	0	200	200	0	0	0.00%
Transfers Out	0	1,750	1,750	0	0	0.00%
<b>5302 Shirewood Farm SSA SW39</b>	<b>0</b>	<b>2,349</b>	<b>2,349</b>	<b>0</b>	<b>0</b>	<b>0.00%</b>
Transfers Out	0	2,349	2,349	0	0	0.00%
<b>5303 Ogden Gardens SBA SW40</b>	<b>0</b>	<b>2,540</b>	<b>2,540</b>	<b>0</b>	<b>0</b>	<b>0.00%</b>
Transfers Out	0	2,540	2,540	0	0	0.00%
<b>5304 Wildwood West SBA SW41</b>	<b>0</b>	<b>11,747</b>	<b>11,747</b>	<b>0</b>	<b>0</b>	<b>0.00%</b>
Contractual Services	0	1,000	1,000	0	0	0.00%
Transfers Out	0	10,747	10,747	0	0	0.00%



**Kane County Expenditure Report - Detail**  
**Through March 31, 2018 (33.3% YTD, 34.62% Payroll)**

	Current Month Transactions	Total Amended Budget	Total Amended Budget excluding Net Income	YTD Actual Transactions	YTD Encumbrances	Total % Used
<b>5305 Savanna Lakes SBA SW42</b>	<b>0</b>	<b>2,894</b>	<b>2,894</b>	<b>0</b>	<b>0</b>	<b>0.00%</b>
Transfers Out	0	2,894	2,894	0	0	0.00%
<b>5306 Cheval DeSelle Venetian SBA SW43</b>	<b>0</b>	<b>5,009</b>	<b>5,009</b>	<b>0</b>	<b>0</b>	<b>0.00%</b>
Contractual Services	0	1	1	0	0	0.00%
Transfers Out	0	5,008	5,008	0	0	0.00%
<b>5308 Plank Road Estates SBA SW45</b>	<b>0</b>	<b>3,350</b>	<b>3,311</b>	<b>0</b>	<b>0</b>	<b>0.00%</b>
Contingency and Other	0	39	0	0	0	N/A
Transfers Out	0	3,311	3,311	0	0	0.00%
<b>5310 Exposition View SBA SW47</b>	<b>0</b>	<b>4,105</b>	<b>4,105</b>	<b>0</b>	<b>0</b>	<b>0.00%</b>
Contractual Services	0	466	466	0	0	0.00%
Transfers Out	0	3,639	3,639	0	0	0.00%
<b>5311 Pasadena Drive SBA SW48</b>	<b>0</b>	<b>2,881</b>	<b>2,881</b>	<b>0</b>	<b>0</b>	<b>0.00%</b>
Contractual Services	0	476	476	0	0	0.00%
Transfers Out	0	2,405	2,405	0	0	0.00%
<b>5312 Tamara Dittman SBA SW 50</b>	<b>0</b>	<b>1,215</b>	<b>1,215</b>	<b>0</b>	<b>0</b>	<b>0.00%</b>
Transfers Out	0	1,215	1,215	0	0	0.00%
<b>760 Debt Service</b>	<b>0</b>	<b>7,841,244</b>	<b>7,815,055</b>	<b>6,258,634</b>	<b>0</b>	<b>80.08%</b>
<b>601 Public Building Commission</b>	<b>0</b>	<b>18,900</b>	<b>0</b>	<b>0</b>	<b>0</b>	<b>N/A</b>
Contingency and Other	0	18,900	0	0	0	N/A
<b>620 Motor Fuel Tax Debt Service</b>	<b>0</b>	<b>3,522,100</b>	<b>3,522,100</b>	<b>3,173,400</b>	<b>0</b>	<b>90.10%</b>
Debt Service	0	3,522,100	3,522,100	3,173,400	0	90.10%
<b>621 Transit Sales Tax Debt Service</b>	<b>0</b>	<b>1,467</b>	<b>0</b>	<b>0</b>	<b>0</b>	<b>N/A</b>
Contingency and Other	0	1,467	0	0	0	N/A
<b>622 Recovery Zone Bond Debt Service</b>	<b>0</b>	<b>888,655</b>	<b>888,655</b>	<b>798,034</b>	<b>0</b>	<b>89.80%</b>
Contractual Services	0	500	500	450	0	90.00%
Contingency and Other	0	12,087	12,087	0	0	0.00%
Debt Service	0	876,068	876,068	797,584	0	91.04%
<b>623 JJC/AJC Refunding Debt Service</b>	<b>0</b>	<b>2,714,300</b>	<b>2,714,300</b>	<b>2,287,200</b>	<b>0</b>	<b>84.26%</b>
Contractual Services	0	350	350	0	0	0.00%
Debt Service	0	2,713,950	2,713,950	2,287,200	0	84.28%
<b>624 Longmeadow Debt Service</b>	<b>0</b>	<b>695,822</b>	<b>690,000</b>	<b>0</b>	<b>0</b>	<b>0.00%</b>
Contingency and Other	0	5,822	0	0	0	N/A
Debt Service	0	690,000	690,000	0	0	0.00%
<b>800 Other- Countywide Expenses</b>	<b>2,820,154</b>	<b>46,510,314</b>	<b>45,795,314</b>	<b>19,473,063</b>	<b>239,316</b>	<b>42.52%</b>
<b>001 General Fund</b>	<b>195,494</b>	<b>7,967,511</b>	<b>7,967,511</b>	<b>5,925,431</b>	<b>160,901</b>	<b>74.37%</b>
Personnel Services- Salaries & Wages	5,763	75,123	75,123	25,976	0	34.58%
Personnel Services- Employee Benefits	2,051	64,992	64,992	8,169	0	12.57%
Contractual Services	11,369	1,401,562	1,401,562	736,975	116,735	52.58%
Commodities	176,311	1,170,000	1,170,000	398,479	44,166	34.06%
Transfers Out	0	5,255,834	5,255,834	4,755,834	0	90.49%
<b>100 County Automation</b>	<b>0</b>	<b>6,834</b>	<b>0</b>	<b>0</b>	<b>0</b>	<b>N/A</b>
Contingency and Other	0	6,834	0	0	0	N/A
<b>110 Illinois Municipal Retirement</b>	<b>466,930</b>	<b>6,741,484</b>	<b>6,741,484</b>	<b>2,201,275</b>	<b>0</b>	<b>32.65%</b>
Personnel Services- Employee Benefits	466,930	6,739,868	6,739,868	2,199,659	0	32.64%
Transfers Out	0	1,616	1,616	1,616	0	100.00%

**Kane County Expenditure Report - Detail**  
**Through March 31, 2018 (33.3% YTD, 34.62% Payroll)**

	Current Month Transactions	Total Amended Budget	Total Amended Budget excluding Net Income	YTD Actual Transactions	YTD Encumbrances	Total % Used
<b>111 FICA/Social Security</b>	<b>282,829</b>	<b>3,912,235</b>	<b>3,912,235</b>	<b>1,280,385</b>	<b>0</b>	<b>32.73%</b>
Personnel Services- Employee Benefits	282,829	3,910,931	3,910,931	1,279,081	0	32.71%
Transfers Out	0	1,304	1,304	1,304	0	100.00%
<b>112 Special Reserve</b>	<b>28,000</b>	<b>488,346</b>	<b>325,000</b>	<b>325,000</b>	<b>0</b>	<b>100.00%</b>
Contingency and Other	0	163,346	0	0	0	N/A
Transfers Out	28,000	325,000	325,000	325,000	0	100.00%
<b>113 Emergency Reserve</b>	<b>0</b>	<b>44,820</b>	<b>0</b>	<b>0</b>	<b>0</b>	<b>N/A</b>
Contingency and Other	0	44,820	0	0	0	N/A
<b>114 Property Tax Freeze Protection</b>	<b>0</b>	<b>600,000</b>	<b>600,000</b>	<b>600,000</b>	<b>0</b>	<b>100.00%</b>
Transfers Out	0	600,000	600,000	600,000	0	100.00%
<b>125 Public Safety Sales Tax</b>	<b>216,141</b>	<b>2,408,253</b>	<b>2,408,253</b>	<b>1,320,369</b>	<b>53,525</b>	<b>54.83%</b>
Contractual Services	0	633,565	633,565	550,887	0	86.95%
Capital	216,141	1,274,688	1,274,688	269,482	53,525	21.14%
Transfers Out	0	500,000	500,000	500,000	0	100.00%
<b>127 Judicial Technology Sales Tax</b>	<b>52,099</b>	<b>1,043,057</b>	<b>1,043,057</b>	<b>731,157</b>	<b>3,840</b>	<b>70.10%</b>
Personnel Services- Salaries & Wages	23,133	301,536	301,536	125,972	0	41.78%
Personnel Services- Employee Benefits	8,966	108,829	108,829	43,703	0	40.16%
Contractual Services	20,000	618,305	618,305	547,095	3,840	88.48%
Transfers Out	0	14,387	14,387	14,387	0	100.00%
<b>500 Capital Projects</b>	<b>216,381</b>	<b>4,894,349</b>	<b>4,394,349</b>	<b>359,747</b>	<b>21,050</b>	<b>8.19%</b>
Contractual Services	0	150,000	150,000	17,407	0	11.60%
Contingency and Other	0	500,000	0	0	0	N/A
Capital	216,381	4,244,349	4,244,349	342,341	21,050	8.07%
<b>652 Health Insurance Fund</b>	<b>1,362,281</b>	<b>18,403,425</b>	<b>18,403,425</b>	<b>6,729,698</b>	<b>0</b>	<b>36.57%</b>
Contractual Services	1,362,281	18,403,425	18,403,425	6,729,698	0	36.57%
<b>900 Contingency</b>	<b>0</b>	<b>1,145,097</b>	<b>1,116,432</b>	<b>0</b>	<b>0</b>	<b>0.00%</b>
<b>001 General Fund</b>	<b>0</b>	<b>1,116,432</b>	<b>1,116,432</b>	<b>0</b>	<b>0</b>	<b>0.00%</b>
Contingency and Other	0	1,116,432	1,116,432	0	0	0.00%
<b>660 Working Cash</b>	<b>0</b>	<b>28,665</b>	<b>0</b>	<b>0</b>	<b>0</b>	<b>N/A</b>
Contingency and Other	0	28,665	0	0	0	N/A
<b>Grand Total</b>	<b>12,119,250</b>	<b>291,344,497</b>	<b>275,837,382</b>	<b>71,633,135</b>	<b>34,142,459</b>	<b>25.97%</b>



# Finance Accounts Payable by GL Distribution

Payment Date Range 03/01/18 - 03/31/18

Vendor	Invoice No.	Invoice Description	Status	Held Reason	Invoice Date	Due Date	G/L Date	Received Date	Payment Date	Invoice Amount
<b>Fund 001 - General Fund</b>										
Department <b>040 - Finance</b>										
Sub-Department <b>040 - Finance</b>										
Account <b>52140 - Repairs and Maint- Copiers</b>										
4371 - Toshiba Business Solutions, Inc.	14280163	TOBAJQC-Copies	Paid by Check		02/02/2018	02/20/2018	02/20/2018		03/05/2018	127.15
		11/2/17-2/1/18	# 361000							
4371 - Toshiba Business Solutions, Inc.	CR14280163	TOBAJQC-Credit Memo	Paid by Check		02/16/2018	02/20/2018	02/20/2018		03/05/2018	(22.00)
		for Sales Tax	# 361000							
Account <b>52140 - Repairs and Maint- Copiers</b> Totals								Invoice Transactions	2	\$105.15
Account <b>53070 - Legal Printing</b>										
3245 - Paddock Publications (Daily Herald)	T4493028	Ad for Request for	Paid by Check		02/10/2018	03/02/2018	03/02/2018		03/19/2018	55.20
		Proposal 2/7/18 17-	# 361176							
		018*Mar								
Account <b>53070 - Legal Printing</b> Totals								Invoice Transactions	1	\$55.20
Account <b>53130 - General Association Dues</b>										
4526 - Fifth Third Bank	7740-TK-01/18	NIGP Membership #53-	Paid by EFT #		02/05/2018	02/21/2018	02/21/2018		03/05/2018	356.00
		0196623	45674							
Account <b>53130 - General Association Dues</b> Totals								Invoice Transactions	1	\$356.00
Account <b>60000 - Office Supplies</b>										
11023 - Genesis Technologies Inc.	636373	HP Toner Cartridge-	Paid by EFT #		02/28/2018	03/09/2018	03/09/2018		03/19/2018	101.25
		CE390A	45932							
1024 - Ready Refresh by Nestle (Ice	18B8106207791	Fin-Water Delivery	Paid by EFT #		02/24/2018	03/09/2018	03/09/2018		03/19/2018	51.75
Mountain)		02/02/18	46017							
3578 - Warehouse Direct Office Products	3814796-0	Rubberband Ball	Paid by EFT #		02/28/2018	03/09/2018	03/09/2018		03/19/2018	8.22
			46070							
Account <b>60000 - Office Supplies</b> Totals								Invoice Transactions	3	\$161.22
Sub-Department <b>040 - Finance</b> Totals								Invoice Transactions	7	\$677.57
Department <b>040 - Finance</b> Totals								Invoice Transactions	7	\$677.57
Department <b>140 - County Auditor</b>										
Sub-Department <b>140 - County Auditor</b>										
Account <b>52140 - Repairs and Maint- Copiers</b>										
4371 - Toshiba Business Solutions, Inc.	14303910	1/18 - 2/17/18	Paid by Check		02/13/2018	02/20/2018	02/20/2018		03/05/2018	9.32
			# 361000							
Account <b>52140 - Repairs and Maint- Copiers</b> Totals								Invoice Transactions	1	\$9.32
Account <b>60000 - Office Supplies</b>										
1024 - Ready Refresh by Nestle (Ice	18B8104122430	1/23 - 2/22/18	Paid by EFT #		02/24/2018	03/02/2018	03/02/2018		03/19/2018	19.50
Mountain)			46017							
5540 - The Tree House Inc	77838	Ink Toner Cartridges (2	Paid by Check		03/01/2018	03/12/2018	03/12/2018		03/19/2018	116.60
		- MTC)	# 361217							
Account <b>60000 - Office Supplies</b> Totals								Invoice Transactions	2	\$136.10
Sub-Department <b>140 - County Auditor</b> Totals								Invoice Transactions	3	\$145.42
Department <b>140 - County Auditor</b> Totals								Invoice Transactions	3	\$145.42
Fund <b>001 - General Fund</b> Totals								Invoice Transactions	10	\$822.99
Grand Totals								Invoice Transactions	10	\$822.99

**Kane County Purchasing Card Information  
Finance & Budget Committee  
March 2018 Statement**

**040 PURCHASING DEPARTMENT**

<i>Transaction Date</i>	<i>Merchant Name</i>	<i>Additional Information</i>	<i>Transaction Amount</i>
03/06/2018	UPPCC	8594029809	300.00
03/07/2018	PERISCOPE INTERMEDIATE	512-717-6149	481.50
03/26/2018	GOVERNMENT FINANCE OFF	CHICAGO	550.00
<i>Department Total</i>			<b>1,331.50</b>

**140 AUDITOR'S OFFICE**

<i>Transaction Date</i>	<i>Merchant Name</i>	<i>Additional Information</i>	<i>Transaction Amount</i>
03/16/2018	VISTAPR VISTAPRINT.COM	866-8936743	50.91
03/19/2018	ILLINOIS ASSOCIATION O	02176493418	175.00
<i>Department Total</i>			<b>225.91</b>
<i>Committee Total</i>			<b>1,557.41</b>

**SALES TAX ANALYSIS 2015-2018**  
**001.000.000.30100**

State Liability Month	State Collection Month	State Report (Voucher) Month	County Receipt Month	2015	2016	% Change 2015-2016	2017	% Change 2016-2017	2018	% Change 2017-2018
November *	December	January	February	1,274,606	1,256,577	-1.41%	1,360,952	8.31%	1,415,779	4.03%
December	January	February	March	1,488,784	1,451,859	-2.48%	1,529,148	5.32%	1,565,082	2.35%
January	February	March	April	1,006,954	1,018,659	1.16%	1,078,787	5.90%	1,141,884	5.85%
February	March	April	May	967,857	1,042,128	7.67%	1,060,991	1.81%		-100.00%
March	April	May	June	1,201,155	1,235,859	2.89%	1,261,600	2.08%		-100.00%
April	May	June	July	1,253,480	1,223,623	-2.38%	1,261,871	3.13%		-100.00%
May	June	July	August	1,392,695	1,420,462	1.99%	1,467,003	3.28%		-100.00%
June	July	August	September	1,409,824	1,488,040	5.55%	1,517,400	1.97%		-100.00%
July	August	September	October	1,375,061	1,377,069	0.15%	1,412,534	2.58%		-100.00%
August	September	October	November	1,404,575	1,412,135	0.54%	1,449,491	2.65%		-100.00%
September	October	November	December	1,337,629	1,351,575	1.04%	1,406,761	4.08%		-100.00%
October	November	December	January	1,313,275	1,340,770	2.09%	1,378,755	2.83%		-100.00%
<b>TOTAL</b>				<b>15,425,897</b>	<b>15,618,756</b>	<b>1.25%</b>	<b>16,185,293</b>	<b>3.63%</b>	<b>4,122,745</b>	<b>-74.53%</b>

2018 YTD	3,968,887	4,122,745	3.88%
		153,858	

Sales Tax payments are normally received the month following the state voucher's it.

The state vouchers collections it received the previous month.

The state collections are received the month after the underlying transaction (liability) occurred.

**The state liability month is the basis of revenue recognitio**

**\* Since November revenue was unavailable in previous FY it is added to current FY and current year November is excluded from current FY.**

Kane County				Beginning Bal	Beginning Bal	Beginning Bal	Beginning Bal
FY 18 Supplemental Budget Request - Source Fund Analysis				as of 12/01/2017	as of 12/01/2017	as of 12/01/2017	as of 12/01/2017
For April 27th, 2018 Finance/Budget Committee Meeting					Net Budgeted	Net Budgeted	Net Budgeted
					Expenditures	Expenditures	Expenditures
<u>Department</u>	<u>Description</u>	<u>Reason</u>	<u>Res. #</u>	<u>Contingency Allowance for Budget Expense 001.900.900.85000</u>	<u>Capital Reserve Fund 500</u>	<u>Public Safety Sales Tax Fund 125</u>	<u>Enterprise Surcharge Fund 650</u>
<b>Beginning Balance</b>				<b>1,085,486</b>	<b>3,230,343</b>	<b>491,396</b>	<b>4,419,607</b>
<b>Requests Approved as of April 10th, 2018 County Board Meeting</b>							
Capital - Building Management	OEM Vehicle FY17 Rollover	FY17 expenditures not processed until FY18	17-374		(110,227)		
Capital - Building Management	HVAC Controls FY17 Rollover	FY17 expenditures not processed until FY18	17-368		(175,669)		
Capital - Building Management	KBC HVA Controls RTU Replacement FY17 Rollover	FY17 expenditures not processed until FY18	18-25		(285,200)		
Capital - Building Management	Judicial Center Parking Lot Improvements	Increased FY18 project for cost savings	18-28		(150,397)		
IT	Communications Equipment & Software Licensing FY17 Rollover	FY17 expenditures not processed until FY18	18-33			(335,879)	
Capital - IT	IT Capital Projects FY17 Rollover	FY17 expenditures not processed until FY18	18-35		(215,295)		
Capital - IT	Computer Expenses for Public Defender	FY17 expenditures not processed until FY18	18-38		(60,000)		
IT	Emergency Generator Repair	Not budgeted in FY18	18-37	(19,054)			
Capital - Building Management	Fund 500 Increase to Current Project	Accelerating courthouse mechanical improvements to realize potential cost savings	18-73		(160,851)		
<b>Balance as of April 10th, 2018 County Board Meeting</b>				<b>1,066,432</b>	<b>2,072,704</b>	<b>155,517</b>	<b>4,419,607</b>
<b>Currently Being Considered</b>							
<b>Balance After All Anticipated Budget Adjustments for Fiscal Year 2018</b>				<b>1,066,432</b>	<b>2,072,704</b>	<b>155,517</b>	<b>4,419,607</b>
<b>Total Budget Adjustments Funded by Contingency &amp; Special Reserve during FY 2018</b>				<b>19,054</b>			

## 2018 Capital Projects Fund - Project Summary

as of 04.23.18

Project Name	FY 2018 Adopted Budget	Project Adjustments	Adjusted Project Budget	Expensed	Remaining Budget
Architectural Programming and Engineering	\$ 85,000	\$ -	\$ 85,000	\$ 20,736	\$ 64,264
Energy Efficiency Program	\$ 150,000	\$ -	\$ 150,000	\$ 37,903	\$ 112,097
Sidewalk Repair/Replacement	\$ 50,000	\$ -	\$ 50,000	\$ -	\$ 50,000
JJC Carpet and Furniture Replacement	\$ 100,000	\$ -	\$ 100,000	\$ -	\$ 100,000
Judiciary Carpet and Furniture Replacement	\$ 100,000	\$ -	\$ 100,000	\$ -	\$ 100,000
Parking Lot Replacement - JC (P1/3)	\$ 645,000	\$ 150,397	\$ 795,397	\$ -	\$ 795,397
HVAC Improvements - Window AC Replacements	\$ 225,000	\$ 160,851	\$ 385,851	\$ -	\$ 385,851
HVAC Roof Top Replacements - GC - Bldg B	\$ 260,000	\$ -	\$ 260,000	\$ 35,136	\$ 224,864
HVAC Roof Top Replacements (P1/2)	\$ 300,000	\$ 285,200	\$ 585,200	\$ -	\$ 585,200
HVAC Controls Upgrade (17 Rollover)	\$ -	\$ 175,669	\$ 175,669	\$ 71,359	\$ 104,310
Message Sign	\$ 48,000	\$ -	\$ 48,000	\$ -	\$ 48,000
Contingency	\$ 300,000	\$ -	\$ 300,000	\$ 106,929	\$ 193,071
SAO Vehicle Replacements (2)	\$ 50,000	\$ -	\$ 50,000	\$ -	\$ 50,000
Court Services Vehicle Replacements (3)	\$ 75,000	\$ -	\$ 75,000	\$ -	\$ 75,000
Development Vehicle Replacement	\$ 30,000	\$ -	\$ 30,000	\$ -	\$ 30,000
Building Management Vehicle Replacement	\$ 38,000	\$ -	\$ 38,000	\$ -	\$ 38,000
OEM Vehicle Replacement (17 Rollover)	\$ -	\$ 110,227	\$ 110,227	\$ 110,888	\$ (661)
IT PC Monitors/Replacement/Servers/Storage/UPS Batteries	\$ 468,338	\$ -	\$ 468,338	\$ 22,359	\$ 445,979
IT Computer Software (Tyler, EA, HR, Doc Mgmt)	\$ 134,327	\$ -	\$ 134,327	\$ -	\$ 134,327
IT Printers/Scanners	\$ 50,000	\$ -	\$ 50,000	\$ -	\$ 50,000
IT Switches, Routers & Firewall	\$ 78,045	\$ -	\$ 78,045	\$ 15,188	\$ 62,857
IT Copier & Scanner Replacement	\$ 50,000	\$ -	\$ 50,000	\$ 654	\$ 49,346
<b>Total:</b>	<b>\$ 3,236,710</b>	<b>\$ 882,344</b>	<b>\$ 4,119,054</b>	<b>\$ 421,153</b>	<b>\$ 3,697,901</b>



## RESOLUTION/ORDINANCE EXECUTIVE SUMMARY

### Resolution No.

Authorizing the Creation a Veterans Court Budget within Court Services

**Committee Flow:** Judicial/Public Safety Committee, Finance and Budget Committee, Executive Committee, County Board

**Contact:** Lisa Aust, 630.232.5809

### Budget Information:

Was this item budgeted? Yes	Appropriation Amount: N/A
If not budgeted, explain funding source: N/A	

### Summary:

Court Services needs to establish a budget for the Veterans Court. We are not asking for additional headcount nor monies, but rather re-allocating resources from within the department.



STATE OF ILLINOIS

COUNTY OF KANE

RESOLUTION NO.

**AUTHORIZING THE CREATION A VETERANS COURT BUDGET WITHIN COURT SERVICES**

WHEREAS, the State of Illinois requires that the Chief Judge of each judicial circuit establish a Veterans and Service members Court as described under 730 ILCS 167; and

WHEREAS, The Chief Judge of the 16<sup>th</sup> Judicial Circuit has designated the Court Services Department to administer the operational budgets for special problem solving courts for the circuit; and

WHEREAS, the 16<sup>th</sup> Judicial Circuit has established a partnership with the Kane County Veterans Assistance Commission and the Illinois Department of Veterans' Affairs, and is being authorized by the Administrative Office of the Illinois Courts to accept defendant applications to the Veterans Court, the establishment of a budget is needed.

NOW, THEREFORE, BE IT RESOLVED that the Court Services budget is adjusted as follows:

275.430.430.40000	Salaries and Wages	-32,971
275.430.430.45000	Healthcare Contribution	-10,094
275.430.430.45010	Dental Contribution	-451
275.430.430.45100	FICA/SS Contribution	-2,522
275.430.430.45200	IMRF Contribution	-3,108
275.430.430.53000	Liability Insurance	-838
275.430.430.53010	Workers Compensation	-1,028
275.430.430.53020	Unemployment Claims	-67
275.430.430.99000	Transfer to Other Funds	51,079
001.430.000.39000	Transfer from Other Funds	43,516
001.430.440.40000	Salaries and Wages	32971
001.430.440.45000	Healthcare Contribution	10094
001.430.440.45010	Dental Contribution	451
111.800.803.45100	FICA/SS Contribution	2522
111.800.000.39000	Transfer From Other Funds	2522
110.800.802.45200	IMRF Contribution	3108
110.800.000.39000	Transfer From Other Funds	3108
010.120.130.53000	Liability Insurance	838
010.120.130.53010	Workers Comp	1028
010.120.130.53020	Unemployment	67
010.000.000.39000	Transfer From Other Funds	1933

Passed by the Kane County Board on May 8, 2018.

---

John A. Cunningham  
Clerk, County Board  
Kane County, Illinois

---

Christopher J. Lauzen  
Chairman, County Board  
Kane County, Illinois

Vote:

18-05 Veterans Court



## RESOLUTION/ORDINANCE EXECUTIVE SUMMARY

### Resolution No.

Approving Adjustment of Court Services Budget to Reflect Budget Cuts

**Committee Flow:** Judicial/Public Safety Committee, Finance and Budget Committee, Executive Committee, County Board

**Contact:** Lisa Aust, 630.232.5809

### Budget Information:

Was this item budgeted? Yes	Appropriation Amount: N/A
If not budgeted, explain funding source: N/A	

### Summary:

Court Services needs to allocate the fiscal year 2018 budget cuts to the correct line items to reflect the decommissioning of the Electronic Monitoring Program.

STATE OF ILLINOIS

COUNTY OF KANE

RESOLUTION NO.

**APPROVING ADJUSTMENT OF COURT SERVICES BUDGET TO REFLECT BUDGET CUTS**

WHEREAS, the county implemented cuts for all 2018 department budgets to reflect levels 3.64% below 2017 budget levels; and

WHEREAS, Court Services is obligated to provide the services mandated by certain statutes within the Illinois Compiled Statutes, including but not limited to; the Probation and Probation Officers Act (730 ILCS 110), the Probation Community Services Act (730 ILCS 115), the Sex Offender Registration Act (730 ILCS 150), the Drug Court Treatment Act (730 ILCS 166), the Veterans and Service members Court Treatment Act (730 ILCS 167), the Mental Health Court Treatment Act (730 ILCS 168), the Juvenile Court Act (705 ILCS 405), the Pretrial Services Act (725 ILCS 185), etc; and

WHEREAS, the Court Services Department was not able to meet the estimated increase in health care costs (5% increase in health insurance and 15% increase in dental insurance) for Fiscal Year 2018 while also enacting 3.64% cuts to Fiscal Year 2017 budget levels without decreasing headcount; and

WHEREAS, the only non-mandated program Court Services had large enough to meet the required cuts from the submitted Fiscal Year 2018 budget was the Electronic Monitoring program (001.430.433); and

WHEREAS, the Electronic Monitoring program had over 160 defendants court ordered to participate with it and required the intervention of the courts on every participants' case, thus taking several months to fully decommission the program; and

WHEREAS, the Court Services Department needs to finalize the decommissioning process after canceling two vendor contracts, returning and accounting for all equipment inventory, and reducing department headcount by six (6) staff by adjusting the budget to reflect the cuts.

NOW, THEREFORE, BE IT RESOLVED that the Court Services budget is adjusted as follows:

001.430.430.99200	Budget Cut Amount	\$	673,000
001.430.433.40000	Salaries and Wages	\$	(244,186)
001.430.434.40000	Salaries and Wages	\$	(155,237)
001.430.436.40000	Salaries and Wages	\$	(3,435)
001.430.433.40200	Overtime Salaries	\$	(7,284)
001.430.433.45000	Healthcare Contribution	\$	(63,604)
001.430.434.45000	Healthcare Contribution	\$	(37,113)
001.430.433.45010	Dental Contribution	\$	(2,085)
001.430.434.45010	Dental Contribution	\$	(1,514)
001.430.433.52150	Repairs and Maint- Comm Equip	\$	(200)
001.430.433.52190	Equipment Rental	\$	(97,149)
001.430.433.52230	Repairs and Maint- Vehicles	\$	(3,000)

001.430.433.52270	DV GPS Equipment Rental	\$	(56,042)
001.430.433.53100	Conferences and Meetings	\$	(300)
001.430.433.53110	Employee Training	\$	(200)
001.430.433.53130	General Association Dues	\$	(50)
001.430.433.60000	Office Supplies	\$	(500)
001.430.433.60010	Operating Supplies	\$	(250)
001.430.433.60020	Computer Related Supplies	\$	(100)
001.430.433.60050	Books and Subscriptions	\$	(250)
001.430.433.60210	Uniform Supplies	\$	(500)

Passed by the Kane County Board on May 8, 2018.

---

John A. Cunningham  
Clerk, County Board  
Kane County, Illinois

---

Christopher J. Lauzen  
Chairman, County Board  
Kane County, Illinois

Vote:

18-05 Court Services Budget



## RESOLUTION/ORDINANCE EXECUTIVE SUMMARY

### Resolution No.

Amending the Fiscal Year 2018 Budget for Development Fee Study

**Committee Flow:** Finance and Budget Committee, Executive Committee, County Board

**Contact:** Joseph Onzick, 630.208.5113

### Budget Information:

Was this item budgeted? No - FY18/Yes - FY17	Appropriation Amount: \$ 26,125
If not budgeted, explain funding source:	

### Summary:

This resolution amends the FY18 budget to reflect the carryover of \$26,125, from FY17 to FY18, for the Development Fee Study.

STATE OF ILLINOIS

COUNTY OF KANE

RESOLUTION NO.

**AMENDING THE FISCAL YEAR 2018 BUDGET FOR DEVELOPMENT FEE STUDY**

WHEREAS, the Mandated Service Study was authorized in Fiscal Year 2017 for an initial cost of \$100,125 with the option to extend the contract for additional services for a total contract not-to-exceed amount of \$150,000, which was the total budget for the project; and

WHEREAS, the actual cost of the Mandated Service Study was only \$89,783, leaving \$60,217 of the original \$150,000 budget remaining; and

WHEREAS, the contract was extended to provide additional services to assist in reviewing the cost of services for which the Building and Zoning Division charges fees, the scope of which will include reviewing the cost of services provided by Water Resources and the Department of Health related to applications originating in the Building and Zoning Division, for a total cost not-to-exceed \$26,125.

NOW, THEREFORE, BE IT RESOLVED by the Kane County Board that the Fiscal Year 2018 budget be amended to reflect the allocation of \$26,125 of the remaining FY17 budget as follows:

112.800.000.39900 Cash on Hand	+ \$26,125
112.800.806.99000 Transfer to Other Funds	+ \$26,125
001.000.000.39000 Transfer from Other Funds	+ \$26,125
001.800.808.50150 Contractual & Consulting	+ \$26,125

Line Item	Line Item Description	Was Personnel/Item/Service approved in original budget or a subsequent budget revision?	Are funds currently available for this Personnel/Item/Service in the specific line item?	If funds are not currently available in the specified line item, where are the funds available?
001.800.808.50150 – FY17	Contractual & Consulting	Yes – FY17 No- FY18	No	001.800.808.50150 – FY17

Passed by the Kane County Board on May 8, 2018.

---

John A. Cunningham  
Clerk, County Board  
Kane County, Illinois

---

Christopher J. Lauzen  
Chairman, County Board  
Kane County, Illinois

Vote:

Development Fee Study



## RESOLUTION/ORDINANCE EXECUTIVE SUMMARY

### Resolution No.

Authorizing Expenditure of Funds with Insight Public Sector, Inc.

**Committee Flow:** Administration Committee, Finance and Budget Committee, Executive Committee, County Board

**Contact:** Barbara Garza, 630.208.3834

### Budget Information:

Was this item budgeted? Yes	Appropriation Amount: \$200,000
If not budgeted, explain funding source: N/A	

### Summary:

The Information Technologies Department purchases various hardware and software products and services throughout the year. U.S. Communities Government Purchasing Alliance is an approved public sector purchasing group that has contracted with Insight Public Sector, Inc. wherein ITD can use said contract to purchase budgeted equipment and services.



STATE OF ILLINOIS

COUNTY OF KANE

RESOLUTION NO.

**AUTHORIZING EXPENDITURE OF FUNDS WITH INSIGHT PUBLIC SECTOR, INC.**

WHEREAS, the Kane County Information Technologies Department desires to utilize the U.S. communities Government Purchasing Alliance with Insight Public Sector, Inc. under Contract Number 4400006644 to purchase technology hardware and software and services through the end of the contract term April 30, 2019; and

WHEREAS, the contract calls for the use of funds during multiple budget years; and

WHEREAS, Kane County acknowledges the necessity of the appropriate of such funds from various County funds and line items at a cost not to exceed \$200,000 per year.

NOW, THEREFORE, BE IT RESOLVED that the Information Technologies Department is hereby authorized to expend not to exceed Two Hundred Thousand Dollars (\$200,000) per year with Insight Public Sector, Inc. to purchase technology products, services and solutions from various County funds and line items.

Passed by the Kane County Board on May 8, 2018.

---

John A. Cunningham  
Clerk, County Board  
Kane County, Illinois

---

Christopher J. Lauzen  
Chairman, County Board  
Kane County, Illinois

Vote:

18-05 Insight



## RESOLUTION/ORDINANCE EXECUTIVE SUMMARY

### Resolution No.

Authorizing a Contract Extension for Mill Creek SSA Landscaping Maintenance Services

**Committee Flow:** Administration Committee, Finance and Budget Committee, Executive Committee, County Board

**Contact:** Don Biggs, 630.208.5175

### Budget Information:

Was this item budgeted? Yes	Appropriation Amount: \$82,284.00
If not budgeted, explain funding source:	

### Summary:

Resolution requests to extend the current 2016 Mill Creek SSA Landscape Maintenance Services contract (RES #16-97) for the Mill Creek subdivision to Cornerstone Partners Horticultural Services Company of St. Charles, IL 60174. Cornerstone Partners Horticultural Services Co. is familiar with the SSA area, has provided excellent services and has completed all the requirements of the contract. This is the first of three optional, available extensions.

Cornerstone agrees to extend the Mill Creek SSA Landscape Maintenance Services contract for 2018, at the same 2016 cost of \$80,096.00 for Mill Creek SSA Landscape Maintenance Services.

It has also been determined, that an additional segment of land, not included in the original contract, requires maintenance at a quoted cost of \$2,188.00. This revised scope of work shall be included in the contract extension for a total combined cost of \$82,284.00.

STATE OF ILLINOIS

COUNTY OF KANE

RESOLUTION NO.

**AUTHORIZING A CONTRACT EXTENSION FOR MILL CREEK SSA LANDSCAPING  
MAINTENANCE SERVICES**

WHEREAS, it is recommended to extend the 2016 Mill Creek SSA Landscape Maintenance Services contract (RES #16-97) for the Mill Creek subdivision to Cornerstone Partners Horticultural Services Company of St. Charles, IL 60174. This is the first of three available, optional extensions; and

WHEREAS, the County requests and Cornerstone Partners Horticultural Services Company of St. Charles, IL 60174, agrees to the extension of the contract for an additional one (1) year of service; and

WHEREAS, Cornerstone Partners Horticultural Services Co. is familiar with the SSA, has provided excellent services and has completed all the requirements of the contract and agrees to extend the services for 2018 at the same 2016 cost of \$80,096.00 for Mill Creek SSA Landscape Maintenance Services; and

WHEREAS, it has also been determined that an additional segment of land requires landscape maintenance, previously not included in the original scope of work in BID #29-106. For the additional work, Cornerstone has provided a quote of \$2,188.00.

WHEREAS, appropriate funds have been budgeted and are available in the FY2018 budget for the revised scope of work which includes both the original contract price and the quote for the additional segment of work.

NOW, THEREFORE, BE IT RESOLVED by the Kane County Board that the Chairman is hereby authorized to execute a contract with Cornerstone Partners Horticultural Services Company of St. Charles, IL 60174, for a total combined cost of Eighty-Two Thousand, Two Hundred and Eighty-Four Dollars (\$82,284.00). Funding shall be paid from Special Service Area Fund 520.690.730.52120

Line Item	Line Item Description	Was Personnel/Item/Service approved in original budget or a subsequent budget revision?	Are funds currently available for this Personnel/Item/Service in the specific line item?	If funds are not currently available in the specified line item, where are the funds available?
520.690.730.52120	Repairs and maintenance-Grounds	Yes	Yes	N/A

Passed by the Kane County Board on May 8, 2018.

\_\_\_\_\_  
John A. Cunningham  
Clerk, County Board  
Kane County, Illinois

\_\_\_\_\_  
Christopher J. Lauzen  
Chairman, County Board  
Kane County, Illinois

Vote:

18-05 MC Landscape Contract Ext



STATE OF ILLINOIS

COUNTY OF KANE

RESOLUTION NO. 16 - 97

**AUTHORIZING CONTRACT FOR MILL CREEK SSA LANDSCAPE MAINTENANCE SERVICE**

WHEREAS, bids have been solicited for Mill Creek SSA Landscape Maintenance Service; and

WHEREAS, the lowest responsive and responsible bidder, as per bid documents and specifications, including; Base bid (\$65,224) and Alternate #1 (\$14,872) was Cornerstone Partners Horticultural Services, P.O. Box 745, St. Charles, IL 60174 for a total bid of \$80,096; and


WHEREAS, Cornerstone has extensive working knowledge of the Mill Creek subdivision and has provided excellent landscape maintenance services to Mill Creek SSA over the last 3 years; and


WHEREAS, funding shall be paid from the Mill Creek Special Service Area Fund 520.690.730.52120.

NOW, THEREFORE, BE IT RESOLVED by the Kane County Board that the Chairman is hereby authorized to execute a contract for Mill Creek SSA Landscape Maintenance Service to Cornerstone Partners Horticultural Services of St. Charles, IL for the base bid amount of Sixty-Five Thousand, Two Hundred Twenty-Four Dollars (\$65,224). In addition, authorizing the approval of Alternate #1 for Fourteen Thousand, Eight Hundred Seventy-Two Dollars (\$14,872), for a total service contract cost of Eighty Thousand, Ninety-Six Dollars (\$80,096).

Line Item	Line Item Description	Was Personnel/Item/Service approved in original budget or a subsequent budget revision?	Are funds currently available for this Personnel/Item/Service in the specific line item?	If funds are not currently available in the specified line item, where are the funds available?
520.690.730.52120	Repairs & Maintenance - Grounds	Yes	Yes	

Passed by the Kane County Board on April 12, 2016.

  
John A. Cunningham  
Clerk, County Board  
Kane County, Illinois

  
Christopher J. Lauzen  
Chairman, County Board  
Kane County, Illinois

Vote:  
[Unanimous]

16-04 MC Landscape

## MILL CREEK 2018 - REPAIR & MAINTENANCE-GROUNDS

G/L Account # 520.690.730.52120

2018 LANDSCAPE MAINTENANCE

BUDGET \$83,000

2016	2017		SERVICES			2018
\$80,096	\$80,096		Landscaping & Mowing			\$80,096
	\$2,188		Prairie Clover Addition			\$2,188
	\$82,284				TOTAL	\$82,284

Contract amount is subject to change with the development of Lot #53.

Contract amount is subject to change when a decision is rendered regarding the Shodeen property.

Contract is 1st of 3 one-year renewal options.



# Mill Creek Prairie Clover Addition - Maint. 18

CPHort

**Client Name:** County of Kane (Purchasing Dept): Mill Creek SSA  
**Project Name:** Mill Creek Prairie Clover Addition - Maint. '18  
**Jobsite Address:** Fabyan Parkway & Mill Creek Drive  
 Geneva, IL 60134  
**Billing Address:** Kane County Government Center, Building  
 (A) Room 210 719 S. Batavia Avenue  
 Geneva, IL 60134  
**Estimate ID:** EST365156  
**Date:** Mar 14, 2018

Thank you for allowing us the opportunity to serve you with this **Landscape Maintenance Proposal**. We propose to supply all materials, equipment, and labor (unless otherwise specified) to complete the following approved services:

Please initial the Services you wish included in your service package.

Service Description	Visits	Billed As	Price/Visit	Price	Initial
<b>Spring Clean Up</b>	1	Per Season	<b>\$174.99</b>	<b>\$174.99</b>	_____

A spring clean up shall be performed to remove debris accumulated within landscape areas including over-winter trash, broken limbs, and leaves. Excessive hardscape materials such as gravel, asphalt, broken concrete, damaged turf and de-icing material residual removal may constitute additional charges.

<b>Mow &amp; Trim Turf (Non-Irrigated)</b>	26	Per Season	<b>\$49.88</b>	<b>\$1,297.30</b>	_____
--	----	------------	----------------	-------------------	-------

Non-Irrigated turf areas shall be mowed and vertical edges trimmed according to seasonal growth using rotary mulching blade mowers. Mowing shall be scheduled in an effort to remove only 1/3 of the turf blade height per occurrence while skipping dry turf areas during drought conditions. Clippings shall be mulched on-site to shade soil surface, reduce moisture loss and return nutrients to the turf areas while rotating mowing patterns/directions where feasible. Debris within landscape areas shall be collected and disposed of. Collection and removal of clippings, while not recommended, may be performed for an additional charge. Excessive clippings will be distributed by mechanical blowing and/or removed.

*Note: Accelerated turf growth rates due to heavy rainfall or irrigation may require multiple mowing passes to minimize clumping. Depending upon weather additional mowings may be required for an additional Price/Visit charge once the indicated number of visits are exhausted.*

<b>Edge Sidewalks &amp; Curbs Adjacent to Turf</b>	6	Per Season	<b>\$12.85</b>	<b>\$77.11</b>	_____
--	---	------------	----------------	----------------	-------

Turf areas flush with concrete sidewalk & curb edges shall be mechanically edged vertically to prevent turf encroachment and present a neat appearance.

<b>Create Initial Bed &amp; Tree Ring Edge Definition: Spring</b>	1	Per Season	<b>\$82.49</b>	<b>\$82.48</b>	_____
---	---	------------	----------------	----------------	-------

Create initial defined turf edge adjacent to planting beds & tree rings in a vertical pattern to prevent turf encroachment and deter mulch spill. Remaining turf/vegetation within beds shall receive herbicide application where applicable.

P.O. Box 745

Saint Charles, IL 60174

Mill Creek Prairie Clover Addition - Maint. '18 [EST365156]

p. (630) 482-9950

f. (630) 482-9952

www.CPHort.com

email: Gary8@CPHort.com

Page 1 of 4

Service Description	Visits	Billed As	Price/Visit	Price	Initial
<b>Redefine Bed &amp; Tree Ring Edge Definition: Summer / Fall</b>	2	Per Season	<b>\$70.36</b>	<b>\$140.71</b>	_____
Maintain defined edge adjacent to planting beds & tree rings in a vertical pattern to prevent turf encroachment and deter mulch spill into turf areas. Debris generated from edge definition shall be removed and disposed of off-site.					
<b>Spot Prune Shade &amp; Ornamental Trees</b>	1	Per Season	<b>\$64.12</b>	<b>\$64.12</b>	_____
Spot prune Shade & Ornamental tree(s) {≤8" dia., 15' max. height} according to the American National Standard for Pruning to achieve:					
<ul style="list-style-type: none"> <li>Improved safety; increase visibility, pedestrian, vehicle &amp; building/structure clearances</li> <li>Improved health; remove 1" dia. or greater cross-member limbs, diseased &amp; dead limbs</li> <li>Improved aesthetics; balance canopy &amp; maintain new season's growth</li> </ul>					
Proper pruning techniques do not change the overall natural form, shape, or growth pattern of any tree. All debris shall be removed and disposed of off-site.					
<b>Weed Control: Pre-Emerge Beds &amp; Tree Rings</b>	1	Per Season	<b>\$56.30</b>	<b>\$56.29</b>	_____
A granular pre-emergent herbicide shall be applied to applicable landscape beds & tree rings to deter weed germination excluding annual and perennial beds.					
<b>Weed Control: Hand Weed {Annuals &amp; Perennials}, Post-Emerge {Beds &amp; Tree Rings}</b>	11	Per Season	<b>\$4.15</b>	<b>\$45.73</b>	_____
All shrub beds & tree rings shall receive systemic spot treatment of post-emergent herbicide control to weed growth typ. 2" or less. All Annual, Perennial & Groundcover beds shall be hand-weeded for weed growth typ. 2" or greater.					
<b>Fall Clean Up: Tree &amp; Shrub Leaves</b>	1	Per Season	<b>\$249.26</b>	<b>\$249.26</b>	_____
Fallen leaves, at time of service, shall be removed from bed & tree ring areas and mulched throughout turf areas utilizing high-lift mulching blades to recycle nutrients into turf. Remaining leaf debris shall be distributed evenly; excessive leaf debris shall be collected, removed and disposed of off-site. Note: late season leaf drop (Pear, Oak, Willow, Viburnum) beyond last service visit may be cleaned upon request for an additional charge.					

**○ The total of all seasonal services is \$2,188.00 plus taxes of \$0.00 for a total price of \$2,188.00, or 8 payments of \$273.50 per payment.**

*Note that payments include only services marked as billed per season. Any services marked as per visit, per hour/unit, or unassigned are extra, and not included in this payment breakdown.*

Scope of Work (SOW) inclusive of this agreement indicated as "**Per Season**" is intended for the maintenance of exterior landscaped areas within the property lines and for the existing site conditions during time of initial inspections but specifically excludes concrete and paved surfaces, building structures, lighting, fencing, signage & aquatic/native plantings unless otherwise specified. Single/Multi-family properties shall also exclude resident planted areas.

**PROVISIONS:**

1. All SOW of this agreement shall be performed in a professional manner by trained personnel in accordance with accepted horticultural practices. Any alteration or deviation from above specifications involving extra costs and/or labor will be executed only upon written orders, and will become an extra charge above the amount set forth.

2. Cornerstone Partners Horticultural Services Company (CPHort) shall not be responsible for delays of project completion caused by strikes, accidents, weather, or other circumstances beyond our control.

P.O. Box 745  
Saint Charles, IL 60174  
Mill Creek Prairie Clover Addition - Maint. '18 [EST365156]

p. (630) 482-9950  
f. (630) 482-9952

www.CPHort.com  
email: GaryB@CPHort.com

Page 2 of 4



3. Materials shall be applied in accordance with manufacturer's directions and chemicals by licensed personnel per State of Illinois guidelines. Valid worker's compensation and liability insurance shall be maintained throughout the term of this agreement and proof of such certificates shall be provided upon request.

4. Excessive debris caused by other means than the services inclusive of this contract shall be removed and disposed of in accordance with local restrictions for an extra charge above the amount set forth. Unforeseen instances exclusive of this proposal may be addressed on an as needed basis. Such instances include but are not limited to vandalism and/or other abuse of the property, improper drainage/standing water, snow or snow removal damage, pet waste, watering of landscape not specifically identified within this contract, pesticide/insecticide/fungicide applications not specifically identified within this contract, pruning of trees with trunk diameters equal to or greater than 8", and removal/disposal of trees and plants.

5. CPHort cannot be held responsible for any underground lines, utilities, or structures buried less than 3" and those which are not detected and marked by local utility location services. Such underground lines, utilities, or structures include, but are not limited to, invisible dog fences, cable television lines, lighting systems, pool service lines, gas barbecue equipment, buried insecticide systems, security lines, irrigation lines and wiring.

**\*EVERGREEN CLAUSE:**

To help maintain a vibrant and healthy landscape, the approved services of this landscape maintenance program are considered **CONTINUOUS**. The approved services shall automatically renew each calendar year by February 1st for the next maintenance season by the annual increase listed in the Consumer Product Index (CPI-U) for NAICS 561730-Landscaping Services published on [www.BLS.gov](http://www.BLS.gov) for Midwest (Chicago-Gary-Kenosha) region or upon revision of a new scope of work agreement.

**CANCELLATION CLAUSE:**

This contract may be canceled by Client or Contractor, with cause, upon thirty days written notice via certified mail by either party. The notice shall commence on the day of actual receipt of written notice. If Contractor cannot correct deficiencies within thirty days this contract will become null and void, and all services rendered at time of cancellation will become due and payable within the terms of this contract.

**PAYMENT TERMS:**

Payment in full must be received within fifteen (15) days of invoice date. If payment in full is not received by this date, Client shall be liable for a late fee of 1.5% per month. Client will also be liable for all costs of collection including but not limited to attorney's fees incurred in collecting past due invoices. Payment(s) via Credit Card shall incur a 3% processing fee. Delinquent payments may result in service interruptions. Any and all additional services required from service interruptions to return the site back to the maintenance schedule including but not limited to excessive weed and/or lawn growth, insect infestation, etc. shall be billable on a time and material basis exclusive of this agreement. Note: Payment schedule does not reflect actual services performed per month throughout the term of the agreement.

-Term of Agreement: **April 15 - November 30 Annually\*** (see Evergreen Clause for Renewal Pricing Specifics) as Weather Conditions Dictate

-Proposal Valid For: **(15) Days from Date Indicated on Page # 1**

My signature indicates that I am authorized to execute this contract for the Project Name indicated on page 1. I have read and understood all areas of this agreement including payment terms and my signature indicates my agreement and acceptance of all approved service items:

Signature: \_\_\_\_\_ Date: \_\_\_\_/\_\_\_\_/20\_\_\_\_

Title: \_\_\_\_\_ Purchase Order # \_\_\_\_\_

Job Contact: \_\_\_\_\_ Billing Info: ( \_\_\_\_ check if same as Job Contact)

P.O. Box 745  
Saint Charles, IL 60174  
Mill Creek Prairie Clover Addition - Maint. '18 [EST365156]

p. (630) 482-9950  
f. (630) 482-9952

[www.CPHort.com](http://www.CPHort.com)  
email: GaryB@CPHort.com

Page 3 of 4

Name

\_\_\_\_\_

Address

\_\_\_\_\_

City/Zip

\_\_\_\_\_

Phone #

\_\_\_\_\_

Mobile #

\_\_\_\_\_

Email

Name

\_\_\_\_\_

Address

\_\_\_\_\_

City/Zip

\_\_\_\_\_

Phone #

\_\_\_\_\_

Mobile #

\_\_\_\_\_

Email

P.O. Box 745

Saint Charles, IL 60174

Mill Creek Prairie Clover Addition - Maint. '18 [EST365156]

p. (630) 482-9950

f. (630) 482-9952

[www.CPHort.com](http://www.CPHort.com)

email: [GaryB@CPHort.com](mailto:GaryB@CPHort.com)

Page 4 of 4



## RESOLUTION/ORDINANCE EXECUTIVE SUMMARY

### Resolution No.

Approving Contract Amendments with Tyler Technologies New World

**Committee Flow:** Administration Committee, Finance and Budget Committee, Executive Committee, County Board

**Contact:** Barbara Garza, 630.208.3834

### Budget Information:

Was this item budgeted? Yes	Appropriation Amount: \$37,695
If not budgeted, explain funding source: Computer Software - Capital	

### Summary:

The Dept of Human Resources desires to add additional software modules for Workers Compensation, Leave Management (FMLA), and Employee Event tracking. These modules will be added to the County's ERP Tyler New World finance system. Tyler Technologies is a sole source provider as no other vendor can provide said software without providing an interface into the existing software system. The resolution outlines the costs for licensing and maintenance.

STATE OF ILLINOIS

COUNTY OF KANE

RESOLUTION NO.

**APPROVING CONTRACT AMENDMENTS WITH TYLER TECHNOLOGIES NEW WORLD**

WHEREAS, the Kane County Information Technologies Department has a contract with Tyler Technologies ERP New World for its finance software system; and

WHEREAS, the Department of Human Resources is desirous to add additional software modules for Workers Compensation Administration, Leave Management (FMLA) tracking, and Employee Event Tracking to the existing system; and

WHEREAS, said modules are an add-on to the existing system that can only be provided by our current software vendor unless the County were to seek another software vendor and build an interface with the existing system. This would require additional costs for purchase of the new system, the interfaces between the system and Tyler, and additional maintenance costs of the new system. As a result, Tyler Technologies is considered a sole source provider; and

WHEREAS, the contract calls for the use of funds for this and additional budget years and Kane County acknowledges the necessity of the appropriation of such funds; and

WHEREAS, the following costs are associated with this contract amendment:

Workers Compensation Tracking:	\$9,360 for Licensing	\$1,485 for Year 1 Maint.
Leave Management (FMLA):	\$8,910 for Licensing	\$1,485 for Year 1 Maint.
Employee Event Tracking:	\$10,635 for Licensing	\$1,485 for Year 1 Maint.
Contingency of 15%	\$4,335	
Vendor Travel Expenses	Based on Actual Costs	
Total Project Costs	\$37,695 + Travel Expenses	

NOW, THEREFORE, BE IT RESOLVED that the Kane County Board Chairman is authorized to sign contract amendments as needed for additional software modules, and the Information Technologies Department is hereby authorized to expend funds starting in fiscal year 2018 not to exceed Thirty-Seven Thousand, Six Hundred Ninety-Five Dollars (\$37,695) plus travel with Tyler Technologies ERP New World from Computer Software-Capital.

Line Item	Line Item Description	Was Personnel/Item/Service approved in original budget or a subsequent budget revision?	Are funds currently available for this Personnel/Item/Service in the specific line item?	If funds are not currently available in the specified line item, where are the funds available?
500.800.801.70020	Computer Software - Capital	Yes	Yes	N/A

Passed by the Kane County Board on May 8, 2018.

\_\_\_\_\_  
John A. Cunningham  
Clerk, County Board  
Kane County, Illinois

\_\_\_\_\_  
Christopher J. Lauzen  
Chairman, County Board  
Kane County, Illinois

Vote:

18-05 Tyler ERP modules



One Tyler Drive  
Yarmouth, ME 04096

P: 800.772.2260  
F: 207.781.2459

[www.tylertech.com](http://www.tylertech.com)

April 3, 2018

Roger Fahnestock  
Kane County  
719 S. Batavia Avenue  
Geneva, IL 60134-3077

RE: Sole Source Procurement

Dear Mr. Fahnestock:

Please accept this letter as confirmation that Tyler Technologies, Inc. ("Tyler") is the sole provider of the New World ERP software licensed to Kane County. Additionally, Tyler is the only party authorized to support, update and modify the software.

Tyler is the sole developer and implementer of the New World ERP software.

Please let me know if you have any additional questions.

Regards,

A handwritten signature in blue ink, appearing to read "R. Kennedy-Jensen", with a long, sweeping horizontal stroke extending to the right.

Robert Kennedy-Jensen  
Senior Corporate Attorney



## RESOLUTION/ORDINANCE EXECUTIVE SUMMARY

### Resolution No.

Authorizing a Contract Renewal for Kane County Judicial Center Invasive Plants Management

**Committee Flow:** County Development Committee, Finance and Budget Committee, Executive Committee, County Board

**Contact:** Ken Anderson Jr., 630.208.3179

### Budget Information:

Was this item budgeted? Yes	Appropriation Amount:\$9,600.00
If not budgeted, explain funding source:	

### Summary:

The Kane County Division of Environmental and Water Resources has been conducting a multi year management project to restore prairie at the Kane County Judicial Center. To continue this invasive plant management program we need to renew our contract with our contractor V3 Construction Group, Ltd. of Woodridge, IL. V3 Construction Group, Ltd. of Woodridge, IL. has been contractor for this project for the past three (3) years and continues to do an outstanding job for the County. The last option-year cost is \$9,600.00

STATE OF ILLINOIS

COUNTY OF KANE

RESOLUTION NO.

**AUTHORIZING A CONTRACT RENEWAL FOR KANE COUNTY JUDICIAL CENTER  
INVASIVE PLANTS MANAGEMENT**

WHEREAS, Bids have been competitively solicited and received from qualified Vendors for Invasive Plant Management Projects, in an effort to promote growth of native plants at the Kane County Judicial Center (Bid 21-015); and

WHEREAS, the lowest responsive, responsible bidder per bid specifications was V3 Construction Group, Ltd. of Woodridge, IL 60517 and awarded a service contract in the amount of Nine thousand, six hundred dollars (\$9,600.00) per year, beginning from the 2015 season with an option to extend for three (3) additional one-year renewal periods, if mutually agreed upon by both parties. The total current contract cost is Twenty-eight thousand, eight hundred dollars (\$28,800.00) with one (1) option-year remaining; and

WHEREAS, V3 Construction Group, Ltd. has provided excellent services and has extensive working knowledge, compliance to contract requirements, and have been very responsive to Kane County needs; and

WHEREAS, County Board approval is required, as the combined contract cost will be over the simplified acquisition threshold, with the addition of this last renewal, the contract cost will be over Thirty-eight thousand, four hundred dollars (\$38,400.00); and

WHEREAS, appropriate funds have been budgeted and available in the FY2018 Environmental budget. This option-year renewal period is deemed beneficial to the County.

NOW, THEREFORE, BE IT RESOLVED by the Kane County Board that the Chairman is hereby authorized to execute the last option-year service rider for the invasive plant management project with V3 Construction Group, Ltd. of Woodridge, IL for Nine thousand, six hundred dollars (\$9,600.00), which bring the total amount awarded to V3 Construction Group, Ltd. of Woodridge, IL to Thirty-eight thousand, four hundred dollars (\$38,400.00).

Line Item	Line Item Description	Was Personnel/Item/Service approved in original budget or a subsequent budget revision?	Are funds currently available for this Personnel/Item/Service in the specific line item?	If funds are not currently available in the specified line item, where are the funds available?
420.670.680.55030	Grant Pass Thru	Yes	Yes	N/A

Passed by the Kane County Board on May 8, 2018.

---

John A. Cunningham  
Clerk, County Board  
Kane County, Illinois

---

Christopher J. Lauzen  
Chairman, County Board  
Kane County, Illinois

Vote:

18-05 KCJC/PRP Renewal



## RESOLUTION/ORDINANCE EXECUTIVE SUMMARY

### Resolution No.

Authorizing Renewal of a Support Services Contract for the Homeless Management Information System

**Committee Flow:** County Development Committee, Finance and Budget Committee, Executive Committee, County Board

**Contact:** Scott Berger, 630.208.5351

### Budget Information:

Was this item budgeted? Yes	Appropriation Amount: \$50,442.66
If not budgeted, explain funding source:	

### Summary:

The attached resolution authorizes renewal of a contract with Pathways Community Network Institute (PCNI) to provide technical assistance and support services necessary for the County's Homeless Management Information System (HMIS). The system is a web-based application used by area social service agencies that work with the homeless population to track and report client needs. All HMIS expenses, including PCNI's contract, are covered with funds from the U.S. Department of Housing and Urban Development.



STATE OF ILLINOIS

COUNTY OF KANE

RESOLUTION NO.

**AUTHORIZING RENEWAL OF A SUPPORT SERVICES CONTRACT FOR THE HOMELESS  
MANAGEMENT INFORMATION SYSTEM**

WHEREAS, the Office of Community Reinvestment oversees the Continuum of Care for Kane County, a network of social services agencies that coordinates services for the homeless population with the goal of fostering self-sufficiency; and

WHEREAS, the agencies utilize the County's Homeless Management Information System (HMIS) to track and report client needs and services, and the cost of the system is covered with Federal funds from the U.S. Department of Housing and Urban Development (HUD); and

WHEREAS, the County has utilized the services of Pathways Community Network Institute (PCNI) since 2016 to provide technical assistance and support for the system; and

WHEREAS, PCNI has performed well under their contract, which may be renewed for up to four successive twelve-month periods provided funds from HUD are awarded to the County to cover the cost of said renewal periods; and

WHEREAS, HUD has awarded funds to the County to cover HMIS costs for the period July 1, 2018 to June 30, 2019, and a portion of said award has been budgeted for PCNI's contract renewal; and

WHEREAS, the cost of said renewal is both reasonable and appropriate.

NOW, THEREFORE, BE IT RESOLVED by the Kane County Board that the Kane County Board Chairman and/or the Director of the Office of Community Reinvestment are authorized to execute an agreement with Pathways Community Network Institute for HMIS support services effective immediately through June 30, 2019, in an amount not to exceed \$50,442.66 (Fifty thousand, four hundred forty-two dollars and 66/100 Cents), and to submit certifications, reports, and other documents required by HUD to complete HMIS activities.

Line Item	Line Item Description	Was Personnel/Item/Service approved in original budget or a subsequent budget revision?	Are funds currently available for this Personnel/Item/Service in the specific line item?	If funds are not currently available in the specified line item, where are the funds available?
404.690.714.50150	Contractual/Consulting	Yes	Yes	N/A

Passed by the Kane County Board on May 8, 2018.

---

John A. Cunningham  
Clerk, County Board  
Kane County, Illinois

---

Christopher J. Lauzen  
Chairman, County Board  
Kane County, Illinois

Vote:

18-05 HMIS

April 9, 2018

**CONTRACTOR DISCLOSURE**

As of January 1, 2018, to the best of our knowledge the Owners, Officers or Executives of Pathways Community Network Institute have not made any political campaign contributions to any Kane County Elected Official countywide in the last 12-month period.

Below is a list of Officers. Because Pathways is a nonprofit corporation, it has no shareholders or owners.

**Anne Lewis, Chairman**

Partner

Strickland Brockington Lewis LLP

1170 Peachtree Street NE Ste 2200, Atlanta, GA 30309

(678) 347-2204, [awl@sblaw.net](mailto:awl@sblaw.net)

**Wilson White, Vice Chair**

Public Policy Manager, Android and Wearables

Google, Inc.

1600 Amphitheatre Parkway, Mountain View CA 94043

(919) 413-2409; [wwhite201@gmail.com](mailto:wwhite201@gmail.com)

**Glenwood Ross, Phd, Secretary**

Clinical Associate Professor

GA State University

P.O. Box 3992, Atlanta, GA 30302-3992

(404) 413-0166, [gross@gsu.edu](mailto:gross@gsu.edu)

**Cindy Gould, Treasurer**

Executive Director, Supply Chain Systems and Controls

Cox Communications

1400 Lake Hearn Dr, Atlanta GA 30319

(404) 269-8664; [cindy.gould@cox.com](mailto:cindy.gould@cox.com)




William Matson, Executive Director



Date

Subscribed and Sworn this 9 day of April, 2018.

Notary Public



1 W Court Square, Ste 750  
Decatur, GA 30030

[www.pathwaysmisi.org](http://www.pathwaysmisi.org)  
800-536-6474

111 West Port Plaza, Ste 600  
St Louis, MO 63146



## RESOLUTION/ORDINANCE EXECUTIVE SUMMARY

### **Resolution: No.**

Amending Resolution No. 16-235: Enacting a User Fee for the Third Street Courthouse Electric Vehicle Charging Station

**Committee Flow:** Energy and Environmental Committee, Finance and Budget Committee, Executive Committee, County Board

**Contact:** Jessica Mino, 630.208.8665

### **Budget Information:**

Was this item budgeted? N/A	Appropriation Amount: N/A
If not budgeted, explain funding source:	

### **Summary:**

Kane County installed an electric vehicle charging station at the Third Street Courthouse in 2012 to promote sustainability and support ongoing efforts to reduce local greenhouse gas emissions. In October of 2016, a user fee was enacted by the Kane County Division of Environmental & Water Resources as per Resolution No. 16-235. The user fee sought to cover the station's annual operating costs.

Resolution No. 16-235 specified that the fee was to be assessed on an annual basis. The assessment demonstrated a decrease in use at the Third Street Courthouse electric vehicle charging station since the fee was enacted on October 1, 2016. This resolution seeks to adjust the fee to \$0.15 per kWh of electricity used at the Third Street Courthouse electric vehicle charging station beginning June 1, 2018 to account for the reduction in use.

STATE OF ILLINOIS

COUNTY OF KANE

RESOLUTION: NO.

**AMENDING RESOLUTION NO. 16-235: ENACTING A USER FEE FOR THE THIRD STREET  
COURTHOUSE ELECTRIC VEHICLE CHARGING STATION**

WHEREAS, Kane County installed an electric vehicle charging station at the Third Street Courthouse in 2012 under the Energy Efficiency and Conservation Block Grant; and

WHEREAS, the electric vehicle charging station was installed to promote sustainability and support ongoing efforts to reduce local greenhouse gas emissions; and

WHEREAS, the Third Street Courthouse electric vehicle charging station was available for free public use for a pilot project time frame of four years; and

WHEREAS, use of the Third Street Courthouse charging station continued to grow each year during the pilot project beginning in 2012, and station operating costs were paid for by Kane County primarily using Grand Victoria Grant funding; and

WHEREAS, the Kane County Division of Environmental & Water Resources sought to cover the station's annual operating costs by transitioning to a user fee at the Third Street Courthouse electric vehicle charging station in October of 2016 as per Resolution No. 16-235, and the fee was assessed on an annual basis as specified in Resolution No. 16-235; and

WHEREAS, the assessment of the fee by the Kane County Division of Environmental & Water Resources demonstrated a decrease in use at the Third Street Courthouse electric vehicle charging station since the fee was enacted on October 1, 2016.

NOW, THEREFORE, BE IT RESOLVED that the Kane County Division of Environmental & Water Resources is authorized to enact a fee of \$0.15 per kWh of electricity used at the Third Street Courthouse electric vehicle charging station beginning June 1, 2018, which shall be assessed on an annual basis thereafter and adjusted as needed to fund station operating costs.

Passed by the Kane County Board on May 8, 2018.

---

John A. Cunningham  
Clerk, County Board  
Kane County, Illinois

---

Christopher J. Lauzen  
Chairman, County Board  
Kane County, Illinois

Vote:

18-05 EV Station



## RESOLUTION/ORDINANCE EXECUTIVE SUMMARY

### Resolution No.

Authorizing the Execution of an Intergovernmental Agreement Between the Illinois Department of Healthcare and Family Services and the Kane County State's Attorney

**Committee Flow:** Judicial/Public Safety Committee, Finance and Budget Committee, Executive Committee, County Board

**Contact:** Eloise Fara, 630.208.2124

### Budget Information:

Was this item budgeted? Yes	Appropriation Amount: \$610,000
If not budgeted, explain funding source:	

### Summary:

This authorizes the execution of Intergovernmental Agreement 2017-55-013 between the Illinois Department of Healthcare and Family Services, the County of Kane and the Kane County State's Attorney, for the provisions of legal services in child support enforcement for fiscal year 2018. The dates covered in the agreement are: July 1, 2018 thru June 30, 2019

STATE OF ILLINOIS

COUNTY OF KANE

RESOLUTION NO.

**AUTHORIZING THE EXECUTION OF AN INTERGOVERNMENTAL AGREEMENT BETWEEN  
THE ILLINOIS DEPARTMENT OF HEALTHCARE AND FAMILY SERVICES AND THE KANE  
COUNTY STATE'S ATTORNEY**

WHEREAS, the Illinois Department of Healthcare and Family Services (hereafter "HFS") administers the Child Support Enforcement program under the Title X of the Illinois Public Health Code (305 ILCS 5/10-1 et seq) and Title IVD of the Social Security Act (42 U.S.C 651 et seq.); and

WHEREAS, HFS seeks legal services in child support enforcement for the fiscal year 2018 in the County of Kane for the contract date of July 1, 2018 thru June 30, 2019 in the amount of Six Hundred Ten Thousand Dollars (\$610,000); and

WHEREAS, the Kane County State's Attorney has provided those legal services in child support enforcement to HFS in prior years and desires to continue providing services for the Citizens of Kane County; and

WHEREAS, pursuant to the authority granted by Article VII, Section 10 of the 1970 Illinois Constitution and the Intergovernmental Cooperative Act, 5 ILCS 220/1 et seq., HFS, the County of Kane and the Kane County State's Attorney to enter into an agreement to provide the required legal services in child support enforcement.

NOW, THEREFORE, BE IT RESOLVED by the Kane County Board that the Chairman of the Kane County Board is authorized to execute an Intergovernmental Agreement between the Illinois Department of Healthcare and Family Services, the County of Kane, and the Kane County State's Attorney, for the provisions of legal services in child support enforcement for the fiscal year 2018. From July 1, 2018 thru June 30, 2019.

Line Item	Line Item Description	Was Personnel/Item/Service approved in original budget or a subsequent budget revision?	Are funds currently available for this Personnel/Item/Service in the specific line item?	If funds are not currently available in the specified line item, where are the funds available?

Passed by the Kane County Board on May 8, 2018.

---

John A. Cunningham  
Clerk, County Board  
Kane County, Illinois

---

Christopher J. Lauzen  
Chairman, County Board  
Kane County, Illinois

Vote:

18-05 IVD Grant



## RESOLUTION/ORDINANCE EXECUTIVE SUMMARY

### Resolution No.

Authorizing the Intergovernmental Agreement Between the City of Batavia and the County of Kane for Household Hazardous Waste Collection Services and the Rider to the Offer to Contract (RFP 20-017) with US Ecology

**Committee Flow:** Energy and Environmental Committee, Finance and Budget Committee, Executive Committee, County Board

**Contact:** Jennifer Jarland, 630.208.3841

### Budget Information:

Was this item budgeted? No	Appropriation Amount: \$31,500 out; \$35,000 in
Note: See summary for full explanation	

### Summary:

This resolution seeks to authorize an IGA with City of Batavia to include them in the County home collection program for household hazardous wastes, and further acts as a rider to the contract with US Ecology, the service provider, to include City of Batavia in the program.

This resolution adds a revenue amount of \$35,000 and an expense amount of \$31,500, with \$3,500 being retained by the County for administrative costs. A budget amendment resolution will follow.

STATE OF ILLINOIS

COUNTY OF KANE

RESOLUTION NO.

**AUTHORIZING THE INTERGOVERNMENTAL AGREEMENT BETWEEN THE CITY OF  
BATAVIA AND THE COUNTY OF KANE FOR HOUSEHOLD HAZARDOUS WASTE  
COLLECTION SERVICES AND THE RIDER TO THE OFFER TO CONTRACT (RFP 20-017)  
WITH US ECOLOGY**

WHEREAS, Kane County has an operating contract with US Ecology, a qualified Service Provider for home collection of HHW from residents in eligible areas of Kane County including the Northern six (6) townships, in addition to Mill Creek SSA and the City of Geneva; and

WHEREAS, the City of Batavia has a specification in their hauler contract for the allotment of funds to be contributed annually to the County HHW collection program; and

WHEREAS, the Service Provider agrees to include the City of Batavia into the County program per this resolution; and

WHEREAS, the City will pay to the County an amount of \$35,000 annually for this service, of which \$31,500 will be assigned to program costs and a 10% fee of \$3,500 will be retained by the County for program administration costs; and

WHEREAS, the City will be invoiced for any additional amount exceeding the allotted \$31,500 in program costs; and

WHEREAS, there was a discrepancy between the budgeted amounts and the amounts stated in previous resolutions # 17-161 and 17-254 attached to this Contract (RFP 20-017), this resolution now correctly states the total program cost; and

WHEREAS, a future resolution will amend the FY2018 budget to add a revenue amount of \$35,000 and an expense amount of \$31,500 associated with the inclusion of the City of Batavia into the County program.

NOW, THEREFORE, BE IT RESOLVED that the Kane County Board Chairman is hereby authorized to execute the attached Intergovernmental Agreement Between the City of Batavia and the County of Kane for Household Hazardous Waste Collection Services and Rider to the Offer to Contract (RFP 20-017) with US Ecology for services rendered for the full program, in an amount not to exceed Eighty-Six Thousand, Five Hundred Dollars (\$86,500) in total annually.

Line Item	Line Item Description	Was Personnel/Item/Service approved in original budget or a subsequent budget revision?	Are funds currently available for this Personnel/Item/Service in the specific line item?	If funds are not currently available in the specified line item, where are the funds available?
650-670-670-50150	Consulting Services	Budget revision to follow	no	Will be available from 650-670-000-37270

Passed by the Kane County Board on May 8, 2018.



---

John A. Cunningham  
Clerk, County Board  
Kane County, Illinois

---

Christopher J. Lauzen  
Chairman, County Board  
Kane County, Illinois

Vote:

18-05 HHW Collection

**INTERGOVERNMENTAL AGREEMENT BETWEEN THE  
CITY OF BATAVIA AND THE COUNTY OF KANE  
FOR HOUSEHOLD HAZARDOUS WASTE COLLECTION SERVICES  
AND RIDER TO THE OFFER TO CONTRACT (RFP 20-017) WITH US ECOLOGY**

THIS AGREEMENT is hereby made and entered into as of the date of final execution below, by and between EQ Industrial Services, Inc. dba US ECOLOGY (hereinafter referred to as the “Service Provider”), the CITY OF BATAVAI, ILLINOIS, a municipal corporation (hereinafter referred to as the “City”), and COUNTY OF KANE, ILLINOIS (hereinafter referred to as the “County”) for provision of services for home collection of Household Hazardous Waste (HHW).

**WITNESSETH**

WHEREAS, the City and the County are public agencies within the meaning of the Intergovernmental Cooperation Act; and

WHEREAS, the City and the County are also units of local government within the meaning of Section 10 of Article 7 of the Constitution of the State of Illinois; and

WHEREAS, the City and the County are authorized to contract among themselves to obtain or share services, or exercise, combine, or transfer any power or function in any manner not prohibited by law; and

WHEREAS, the Kane County Solid Waste Management Plan, adopted by the Kane County Board in 1992 and most recently updated in 2015 recommends that the County develop and maintain programs for collection and proper management of household hazardous waste (hereinafter referred to as “HHW”) ; and

WHEREAS, the County holds a current service contract (hereinafter referred to as the “Current Operating Contract”) covering the period April 1, 2017 to March 31, 2022, with a properly registered and authorized Service Provider, for collection, recycling and proper disposal of HHW; and

WHEREAS, the City has a budget line for HHW programs and been invited to partner with the County in order to provide service to the residents of the City under the County’s Current Operating Contract with the Service Provider.

NOW, THEREFORE, in consideration of the mutual promises and covenants contained herein, the City, the County, and the Service Provider agree as follows:

## **SECTION 1. RECITALS**

The foregoing recitals are hereby incorporated into this agreement in their entirety.

## **SECTION 2. SCOPE OF SERVICES**

- (A) There is a current operating contract in force at the time of this Agreement with EQ Industrial Services, Inc. dba US Ecology, a properly registered Service Provider, and the County.
- (B) The Service Provider agrees to provide services to the City, under the same terms and conditions that are contained in its current operating agreement with the County and hereby amends the current Offer to Contract Form (RFP 20-017) and Rider (dated June 27, 2017) to include services provided to the City.
- (C) The Service Provider delivers year-round monthly home collection for HHW to eligible communities within Kane County, including: scheduling, sending out kits, reminder calls, collection, and reporting. Each household will be allowed to use the program once each calendar year. All HHW will be transported to a registered facility for processing.
- (D) The Service Provider will track, report, and invoice City of Batavia users separately.
- (E) The eligible areas include residents within the corporate boundaries of the City. Residents in Unincorporated areas are not eligible for the program. Service Provider agrees to send the list of addresses to the City for verification prior to sending out packets and providing service.
- (F) Materials accepted include the following:
  - Aerosol products
  - Antifreeze
  - Auto fluids
  - Ballasts (non-PCB & PCB)
  - Blacktop sealer - oil based
  - Cleaning products
  - Cooking Oil
  - Fire Extinguishers
  - Fluorescent bulbs (tubes and CFLs)
  - Gasoline & oil/gas mixtures
  - HID (headlight bulbs)
  - Hobby & photo chemicals
  - Lawn chemicals
  - Mercury containing Devices (thermostats, etc.)
  - ( we have a list of drop off sites for used motor oil listed on our website)Oxygen tanks
  - Paint (Oil-based paints, stains, varnishes)
  - Pesticides, poisons, herbicides, insecticides
  - (drop off at City Hall)Pool chemicals
  - Propane tanks
  - Resins, Glues, Adhesives
  - Smoke Detectors
  - Solvents
- (G) Limitations

- a. Batteries will not be accepted for collection under this program. The City has two drop off sites for household batteries and a few for auto batteries listed on their website.
- b. Motor Oil will not be accepted for collection under this program. The City has a list of drop off sites for used motor oil listed on their website.
- c. Pharmaceuticals and medications will not be accepted for collection under this program. The City has a drop off site at City Hall.
- d. Latex Paint will not be accepted for collection under this program. Residents may use the other options for latex paint disposal to be included in the packet.

(H) Other Items not accepted include the following:

- Acetylene cylinders
- Ammunition, explosives or fireworks
- Biological or medical waste
- Business generated waste
- Foam cylinders (Part A/Part B)
- MAPP gases
- Pharmaceuticals/medications
- Radioactive Material
- Syringes/needles
- Farm machinery oil

(I) Service Fees in the Current Operating Contract are as follows:

1. Fee per stop for Universal Waste (Recyclable waste) only - \$100 per resident stop.
2. Fee per stop for Universal Waste and HHW (mixed waste) - \$125 per resident stop.
3. Excess Waste Pick-up Fee - \$5.00 per lb. exceeding 70 lbs. per resident stop, excluding latex paint, which will be exempt from being counted as excess pounds.

(J) The County Recycling Coordinator will administer the program including processing invoices, tracking the City resident's usage, providing timely reports to the City, invoicing the City as applicable and as provided for in Section 3 below. The County Recycling Coordinator will handle public response and outreach pertaining to the program.

### **SECTION 3. PAYMENT FOR SERVICES**

- (A) The City shall pay Thirty-Five Thousand Dollars (\$35,000) per budget year to the County towards this program, in one lump-sum payment, to be paid within 60 days of receiving an invoice from the County. Of that total amount:
- a. Thirty-one Thousand, Five Hundred Dollars (\$31,500) will be assigned to cover program costs as invoiced by the Service Provider to the County, and
  - b. Three Thousand, Five Hundred Dollars (\$3,500), a 10% administrative fee will be retained by the County for services listed in Section 2. (J).
- (B) Should the actual program costs arising from service to City residents exceed the amount of Thirty-one Thousand, Five Hundred Dollars (\$31,500) within the program year, the County reserves the right to invoice the City for the exact balance, to be paid within 60 days.
- (C) At such a time as the City should raise the amount per household paid to the City by their contracted Waste Hauler per their agreement, the City shall pay the total amount to the County towards the Batavia residential HHW service and the maintenance of the County HHW program.

#### **SECTION 4. CHANGES**

The County or the City may, from time to time, require or request changes in the scope of services to be performed hereunder. Such changes which are mutually agreed upon by and between the County and the City shall be incorporated only in written amendments to this Agreement.

#### **SECTION 5. TERMINATION**

- (A) Default. This Agreement may be terminated in whole or in part in writing by any party provided that no such termination may be effected unless the other parties are given (1) not less than thirty (30) calendar days written notice (delivered by certified mail, return receipt requested) of intent to terminate and (2) an opportunity for consultation with the terminating party prior to termination.
- (B) In the event of termination by any party, an equitable adjustment shall provide for payment to the County or Service Provider for services rendered prior to the termination.

#### **SECTION 6. REMEDIES**

Except as may be otherwise provided in this Agreement, all claims, counter-claims, disputes and other matters in question between the County and the City arising out of or relating to this Agreement or the breach thereof shall be resolved in the Circuit Court of Kane County. Each party shall be responsible for its own attorney's fees and costs.

#### **SECTION 7. HOLD HARMLESS**

The City agrees to assume all risk of loss and to indemnify and hold the County and the Service Provider, its officers, agents and employees, harmless from and against any and all liabilities, demands, claims, suits, losses, damages, causes of action, fines or judgments, including costs, attorneys' and witnesses' fees, and expenses incident thereto, for injuries to persons (including death) and for loss of, damage to, or destruction of property because of or arising out of the City's negligent or intentional acts or omissions.

#### **SECTION 8. SEVERABILITY**

The terms of this agreement shall be severable. In the event any of the terms or provisions of this agreement are deemed to be void or otherwise unenforceable, the remainder of this agreement shall remain in full force and effect.

The foregoing constitutes the entire Agreement between the parties, and no verbal statement shall supersede any of its provisions.

IN WITNESS HEREOF, the parties have caused this Agreement to be signed by their respective duly authorized officers on the dates noted below.

**COUNTY OF KANE**

**CITY OF BATAVIA**

By \_\_\_\_\_  
Christopher J. Lauzen  
Chairman, County Board  
Kane County, Illinois

Date: \_\_\_\_\_

By \_\_\_\_\_  
Jeffery D. Schielke  
Mayor  
City of Batavia, Illinois

Date: \_\_\_\_\_

**EQ Industrial Services, Inc. dba US Ecology**

By \_\_\_\_\_  
Lisa McLeod  
Contract Analyst 1  
EQ Industrial Services, Inc. dba US Ecology

Date: \_\_\_\_\_



## RESOLUTION/ORDINANCE EXECUTIVE SUMMARY

### Resolution No.

Reclassifying Collector Publication Fees

**Committee Flow:** Finance and Budget Committee, Executive Committee, County Board

**Contact:** David Rickert, 630.232.3401

### Budget Information:

Was this item budgeted? N/A	Appropriation Amount: N/A
If not budgeted, explain funding source:	

### Summary:

The County Collector is authorized by Illinois State Statue 35 ILCS 200/21-135 to collect \$10 publication fee. The funds would then be deposited into the Tax Sale Automation Fund to cover tax sale publication, and Treasurer/Collector General Fund expense 53070 be reduced to zero.

STATE OF ILLINOIS

COUNTY OF KANE

RESOLUTION NO.

**RECLASSIFYING COLLECTOR PUBLICATION FEES**

WHEREAS, the County Collector is authorized by State Statue 35 ILCS 200/21-135 to collect a \$10 publication fee to cover the cost of publication; and

WHEREAS, these funds are then allocated from the general fund to the Collector to cover the cost of tax sale publication; and

WHEREAS, the Collector requests that these funds be deposited directly into the Tax Sale Automation Fund to pay said publication costs.

NOW, THEREFORE, BE IT RESOLVED that line item 150.150.000.34850 be used for depositing said funds and the Treasurer/Collector General Fund expense line item 001.150.150.53070 be reduced to zero for Fiscal Year 2019.

Passed by the Kane County Board on May 8, 2018.

---

John A. Cunningham  
Clerk, County Board  
Kane County, Illinois

---

Christopher J. Lauzen  
Chairman, County Board  
Kane County, Illinois

Vote:

18-04 Reclassify Collector Publication Fees





## RESOLUTION/ORDINANCE EXECUTIVE SUMMARY

### Resolution No.

Authorizing Approval for the Health Department Vehicle Replacement

**Committee Flow:** Public Health Committee, Administration Committee, Finance and Budget Committee, Executive Committee,

**Contact:** Barbara Jeffers, 630.444.3124

### Budget Information:

Was this item budgeted? Yes	Appropriation Amount: \$30,000.00
If not budgeted, explain funding source:	

### Summary:

The Kane County Health Department (KCHD) needs to replace its 2005 Dodge Dakota pickup truck with over 95,000 miles. Due to its age, mileage and expense to repair it is the recommendation of Kane County Division of Transportation (KDOT) that this vehicle be replace. KCHD is looking to purchase a 2018 Ford F150 for an amount not to exceed the amount appropriated in the FY2018 budget.

STATE OF ILLINOIS

COUNTY OF KANE

RESOLUTION NO.

**AUTHORIZING APPROVAL FOR THE HEALTH DEPARTMENT VEHICLE REPLACEMENT**

WHEREAS, Kane County Health Department (KCHD) needs to replace a 2005 Dodge Dakota pickup truck due to advanced age, mileage and increasing cost to repair; and

WHEREAS, KCHD is looking to purchase a 2018 Ford F150 pickup truck for an amount not to exceed \$30,000.00; and

WHEREAS AS, this vehicle will meet the needs of KCHD to provide public health service to Kane County.

NOW, THEREFORE, BE IT RESOLVED by the Kane County Board that The Kane County Health Department is hereby authorized to purchase a 2018 Ford F150 pickup truck at cost not to exceed Thirty-Thousand Dollars (\$30,000.00).

Line Item	Line Item Description	Was Personnel/Item/Service approved in original budget or a subsequent budget revision?	Are funds currently available for this Personnel/Item/Service in the specific line item?	If funds are not currently available in the specified line item, where are the funds available?
350.580.580.70070	Automotive Equipment	Yes	Yes	N/A

Passed by the Kane County Board on May 8, 2018.

---

John A. Cunningham  
Clerk, County Board  
Kane County, Illinois

---



Christopher J. Lauzen  
Chairman, County Board  
Kane County, Illinois

Vote:

18-05 Vehicle Replace

# Kane County Vehicle Request Form

Section 1 – Department Information			
Department: Health Department		Division: Administration	Date: 1/22/2018
Address: 1240 N Highland Ave.		City: Aurora	Zip Code: 60506
Department Contact Person: Nora Arch		Title: Support Associate	
Telephone: 630-264-7687		email: archnora@co.kane.il.us	
Section 2 – Current Vehicle Information			
This request is to: <input checked="" type="checkbox"/> Replace an existing vehicle OR <input type="checkbox"/> Add a new vehicle to the fleet			
Does the replacement vehicle meet the County's replacement guidelines (age, mileage, reliability, maintenance and repair costs and conditions as calculated on the Replacement Guideline Calculation, attached)? <input checked="" type="checkbox"/> Yes <input type="checkbox"/> No			
Vehicle being replaced:	Year: 2005	Make: DODGE	Model: DAKOTA
Vehicle Type:	V.I.N. #: 1D7HW42K15S310764	Current Mileage: 95412	
<input type="checkbox"/> Sedan	<input type="checkbox"/> Full size <input type="checkbox"/> Intermediate <input type="checkbox"/> Compact <input type="checkbox"/> Police Pkg <input type="checkbox"/> Special Equip.		
<input type="checkbox"/> SUV	<input type="checkbox"/> Full size <input type="checkbox"/> Intermediate <input type="checkbox"/> Compact <input type="checkbox"/> 4x4 <input type="checkbox"/> 4x2 <input type="checkbox"/> Special Equip.		
<small>Additional justification required for all SUV requests – please attach separate justification narrative</small>			
<input type="checkbox"/> Pass. Van	<input type="checkbox"/> 7 passenger <input type="checkbox"/> 12 passenger <input type="checkbox"/> Special Equipment		
<input type="checkbox"/> Cargo Van	<input type="checkbox"/> mini van <input type="checkbox"/> ¾-ton <input type="checkbox"/> 1-ton <input type="checkbox"/> Special Equipment		
<input checked="" type="checkbox"/> Pickup	<input type="checkbox"/> Compact <input checked="" type="checkbox"/> 4x4 <input type="checkbox"/> Standard Cab <input checked="" type="checkbox"/> Short Box <input checked="" type="checkbox"/> Special Equip. <input type="checkbox"/> ½-ton <input type="checkbox"/> 4x2 <input checked="" type="checkbox"/> Extended Cab <input type="checkbox"/> Long Box <input type="checkbox"/> ¾-ton <input type="checkbox"/> Crew Cab <input type="checkbox"/> 1-ton		
Original Purchase Price: \$18945.00		Current Estimated Fuel Efficiency (miles per gallon):	
Section 3 – Requested Vehicle			
What will be the primary use of this vehicle?			
<input type="checkbox"/> Transportation of people Number of people: <input type="checkbox"/> Emergency response <input type="checkbox"/> Transportation of equipment, materials, or supplies (explain below) <input checked="" type="checkbox"/> Transportation of both people and equipment, materials, or supplies (explain below) <input type="checkbox"/> Other			
Please explain the selection from the previous question Tools and supplies to seal wells			
Is this vehicle authorized for take-home use? <input type="checkbox"/> Yes (explain below) <input checked="" type="checkbox"/> No			
Vehicle will be assigned to: <input type="checkbox"/> Specific Individual <input type="checkbox"/> Work Group or Crew <input checked="" type="checkbox"/> Motor Pool or Shared Use			
How often will this vehicle be used: <input type="checkbox"/> Multiple 8 hour shifts per day <input checked="" type="checkbox"/> Daily <input type="checkbox"/> Weekly <input type="checkbox"/> Monthly <input checked="" type="checkbox"/> Pool Car			
Primary parking location of the requested vehicle: Kane County Health Department - Elgin			

Type of Vehicle Requested	
<input type="checkbox"/> Sedan	<input type="checkbox"/> Full size <input type="checkbox"/> Intermediate <input type="checkbox"/> Compact <input type="checkbox"/> Police Package <input type="checkbox"/> Special Equipment
<input type="checkbox"/> SUV	<input type="checkbox"/> Full size <input type="checkbox"/> Intermediate <input type="checkbox"/> Compact <input type="checkbox"/> 4x4 <input type="checkbox"/> 4x2 <input type="checkbox"/> Special Equipment <small>Additional justification required for all SUV requests - please attach separate justification narrative</small>
<input type="checkbox"/> Pass. Van	<input type="checkbox"/> 7 passenger <input type="checkbox"/> 12 passenger <input type="checkbox"/> Special Equipment
<input type="checkbox"/> Cargo Van	<input type="checkbox"/> mini van <input type="checkbox"/> ¾-ton <input type="checkbox"/> 1-ton <input type="checkbox"/> Special Equipment
<input checked="" type="checkbox"/> Pickup	<input type="checkbox"/> Compact <input checked="" type="checkbox"/> 4x4 <input type="checkbox"/> Standard Cab <input checked="" type="checkbox"/> Short Box <input checked="" type="checkbox"/> Special Equipment <input type="checkbox"/> ½-ton <input type="checkbox"/> 4x2 <input type="checkbox"/> Extended Cab <input type="checkbox"/> Long Box <input type="checkbox"/> ¾-ton <input checked="" type="checkbox"/> Crew Cab <input type="checkbox"/> 1-ton
Fuel Type (Choose One): <input checked="" type="checkbox"/> Gasoline <input type="checkbox"/> Gasoline/Electric Hybrid <input type="checkbox"/> Diesel <input checked="" type="checkbox"/> Flex-Fuel (E-85)	
Projected average monthly mileage: 1250	
Fuel efficiency of replacement vehicle (miles per gallon - city and highway): 5.0l V8 WITH Flex-Fuel 18/24 MPG	
Is the vehicle(s) to be purchased from the Illinois state public bid list? <input checked="" type="checkbox"/> Yes <input type="checkbox"/> No If no, why not?	
When not in use, can this vehicle be used by other County employees outside department / office? <input type="checkbox"/> Yes <input checked="" type="checkbox"/> No (explain below)	
It will be use for Health Department employees only	
Provide detailed description and justification for any special or miscellaneous equipment (e.g., trailer hitch, spot light, tool box, lift gate, partitions, etc.) requested. Truck cap - so the tools and supplies will be secure and protect from weather conditions- rain, snow and sun.	
Section 4 - Signatures	
Requesting Department Director's / Elected Officer's Signature: 	Date: 1/29/18
Fleet Manager's Signature: 	Date: 1/30/18
Request <input checked="" type="checkbox"/> Approved <input type="checkbox"/> Denied	
Reason for denial: meets replacement guidelines	

**Factor****Points****Explanation**

Age	13	2005 model year
Miles	9	95,000 miles
Type of service	1	field inspections
Reliability	1	Has been a dependable vehicle
M&R Costs	3	Normal M&R costs for age of vehicle.
Condition	4	Vehicle has large amounts of rusted through outer body panels.
Total points	31	

Date evaluated: 30-Jan

Factor	Points
Age	One point for each year of chronological age, based on in-service date.
Miles/Hours	One point for each 10,000 miles of use.
Type of Service	1, 3, or 5 points are assigned based on the type of service that vehicle receives. For instance, a police patrol car would be given a 5 because it is in severe duty service. In contrast, an administrative sedan would be given a 1.
Reliability	Points are assigned as 1, 3, or 5 depending on the frequency that a vehicle is in the shop for repair. A five would be assigned to a vehicle that is in the shop two or more times per month on average, while a 1 be assigned to a vehicle in the shop an average of once every three months or less.
Maintenance and Repair Costs	1 to 5 points are assigned based on total life maintenance and repair costs (not including repair of accident damage). A 5 is assigned to a vehicle with life M&R costs equal or greater to the 50% of vehicle's original purchase price or 100% of the trade-in value of the vehicle, while a 1 is given to a vehicle with life M&R costs equal to 20-percent or less of 50% its original purchase cost or 50% of the vehicle's trade-in value. (attach copies of repair estimates or written summary of required repairs and source(s) of estimates)
Condition	This category takes into consideration body condition, rust, interior condition, accident history, anticipated repairs, etc. A scale of 1 to 5 points is used with 5 being poor condition. (attach photograph)
Point Ranges	
Under 18 points	Condition I      Excellent
18 to 22 points	Condition II      Good
23 to 27 points	Condition III      Qualifies for replacement
28 points and above	Condition IV      Needs immediate consideration

Home > What's My Car Worth > Style > Options & Condition > ST Pickup 2D 6 1/2 ft.



## 2005 Dodge Dakota Club Cab

Style: ST Pickup 2D 6 1/2 ft. [Change Style](#)

Mileage: 95000 [Change](#) [Edit Options](#) [Check Specs](#) [Print Report](#)

### Your Blue Book® Value

[Trade In to a Dealer](#)

[Get an Instant Cash Offer](#)

[Sell to a Private Party](#)

Trade-in Range  
**\$2,788 - \$3,671**  
Trade-in Value  
\$3,230



### Vehicle Finder

[Make](#) [Model](#) [Year](#) [Go](#)

### Next Steps: Find a Car

Browse reviews, photos, specs and more.

[See what you should pay](#)



Popular  
at KBB.com

25 Best-Selling Cars of 2017



1:27 PM  
1/8/2018




# WRIGHT AUTOMOTIVE

RICK CRUSE  
Government Fleet Manag  
(217) 827-4245

23,500.00 +  
875.00 +  
180.00 +  
275.00 +  
95.00 +  
25.00 +  
Cap - 2,000.00 +  
007 TRUCK  
29,390.00 +

## 2018 Ford F-150 Super Cab

State of Illinois Contract 4018026







CHRYSLER

DODGE

Jeep



RAM

**RICK CRUSE- FLEET SALES MANAGER****WRIGHT AUTOMOTIVE**

ROUTES 127 &amp; 185 P.O. BOX 279

HILLSBORO, IL 62049

E-MAIL: [rcruse@wrightautomotive.com](mailto:rcruse@wrightautomotive.com)

Phone: (217) 532-3921 Direct: (217) 608-2227 Fax: (217) 608-2111 Cell: (217) 827-4245

Toll Free: (866) 532-3921

  X   **2018 Ford F-150 Super Cab4x2**  
**2018 Ford F-150 Super Cab4x4**

ORDERING AGENCY: \_\_\_\_\_

CONTACT PERSON: \_\_\_\_\_

FORD FLEET# \_\_\_\_\_ DODGE FLEET# \_\_\_\_\_

PURCHASE ORDER# \_\_\_\_\_

QUANTITY: \_\_\_\_\_ COST EACH: **\$ 25,544.00**

ADDRESS: \_\_\_\_\_

CITY: \_\_\_\_\_

ZIP: \_\_\_\_\_ TAX EXEMPT# \_\_\_\_\_

PHONE# \_\_\_\_\_ FAX# \_\_\_\_\_

TOTAL ORDER COST: \_\_\_\_\_

Please mail order to:  
Wright Automotive, Inc.  
Hillsboro, IL 62049


Fax orders to:  
(217) 532-2887

PLEASE SUBMIT THIS FORM WITH YOUR ORDER

**\*PAYMENT DUE UPON DELIVERY\***

# 2018 Ford F-150 Super Cab

## standard equipment



### MECHANICAL

- 5.0L V8 with Flex-Fuel
- Axle, Front – Independent Front Suspension (IFS)
- Brakes – 4-Wheel Disc with ABS
- Electronic Six-Speed Automatic Transmission
- Springs, Front – Coil
- Springs, Rear – Leaf, Two-Stage Variable Rate
- Stabilizer Bar, Front
- Steering – Power, Rack-and-Pinion

### EXTERIOR

- Bumper and Fascia, Front – Black
- Bumper, Rear – Black
- Cargo Lamp – integrated with Center High-mounted Stop Lamp (CHMSL)
- Easy Fuel® Capless Fuel-Filler
- Exhaust – Single Rear
- F-150 Fender Badge
- Fully Boxed Steel Frame
- Grille – Black Three Bar Style with Black Nostrils and Black Surround
- Halogen Headlamps
- Handles, Black – Door and Tailgate
- Hooks – Pickup Box Tie-Down, four (4)
- Hooks – Front Tow 4x4, two (2)
- Mirrors, Sideview – Manual-folding, Dual Manual Glass with Black Skull Caps
- Spare Tire/Wheel Lock
- Stone Cuffs, Front & Rear
- Tailgate – removable with key lock
- Tires – 265/70R 17 OWL all-terrain tires (A/T) 4x4
- Wheels – 17" Silver Steel
- Wipers – Intermittent speed

### INTERIOR/COMFORT


- 1<sup>st</sup> Row Manual Windows
- Airbags – Driver and Passenger Front
- AM/FM Stereo
- Black Vinyl Floor Covering
- Dome Light
- Fade-to-Off Interior Lighting
- Gauges and Meters – Fuel, Oil Pressure, Transmission Temperature and Engine Coolant Temperature Gauges; Speedometer, Odometer and Tachometer
- Grab Handles – Front – A-Pillar, Driver and Passenger Side
- Horn – Dual Note
- Illuminated Entry
- Manual Air Conditioning, Single Zone
- Manual Locks
- Outside Temperature Display
- Powerpoint 12V – Front
- Rear Window with Fixed Glass and Solar Tint
- Rearview Mirror, Day/Night
- Scuff Plate, Driver and Front-Passenger Doors
- Seat, Front – Cloth 40/20/40
- Seat Belts, Active Restraint System (ARS)
- Steering Wheel, Black Urethane – Manual Tilt/Telescoping and Manual Locking
- Tire Pressure Monitoring System (TPMS)
- Visor, Driver Side; Visor with Mirror, Passenger Side

### Fuel Tanks

- Standard Range 23-Gallon

# 2018 Ford F-150 Super Cab

## option list



<del>8-foot Bed For Super Cab</del> .....	\$333	<del>54R/59S HEATED MIRRORS/LED SPOTS</del> .....	\$475.00
<del>09M 3.5L V6 FFV (N/A w/long bed)</del> .....	(\$500)	<del>655 Ext. Range Tank</del> .....	\$380
X 50S-Cruise Control.....	\$192	<del>68T Tailgate Step</del> .....	\$375
REMOTE START .....	\$ 650	<del>85H Back-Up Alarm</del> .....	\$120
<del>XLS 3.31 Limited Slip (V6 Only)</del> .....	\$397	<del>67T Trailer Brake Control, Reg 53A Tow PK</del> .....	\$260
X 53A-Tow Package.....	\$422	<del>76R Reverse Sensing</del> .....	REG TOW PK \$260
Extra Key.....	\$70 ?	<del>68P Snow Plow Prep</del> .....	\$50
X 85A-Power Windows AND LOCKS GROUP.....	\$998	<del>57Q Rear Window Defroster W/PRIVACY GLASS</del> .....	\$300
<del>41S-Skid Plates (4x4 Only)</del> .....	\$137	<del>435 Power Sliding Window</del> .....	\$400
X 153-License Bracket.....	N/C	<del>942 Daytime Running Lights</del> .....	\$42
<del>168 Carpet Floor Mats</del> .....	\$150	<del>41H Engine Block Heater</del> .....	\$90
47R-Rubber Floor Mats.....	\$120	✓ Front and Rear Mud Flaps, Flat .....	\$180
X 16G-Vinyl Flooring, Black .....	N/C	<del>4 Corner Strobes (LED)</del> .....	\$660
X 76C-Rear View Cam, Reg 85A Power Group .....	\$240	✓ Delivery, 1 Unit .....	\$275
<del>86A Chrome Packages</del> .....	\$750	Delivery, 2 or More .....	\$225
<del>58B Single CD with AM/FM Radio</del> .....	\$280	✓ Title .....	\$95 ?
✓ 96W-Spray-In Bed Liner .....	\$475	<del>Doc Fee/CVR</del> .....	\$150
<del>62S Bed Step</del> .....	\$320	✓ Transfer Plates .....	\$25 ?
X 18B-Running Boards, Black Flat .....	\$280	New Plates, Passenger .....	\$101 53
X 52P-Sync.....	REG 50S CRUISE CONTROL \$400	Sheriff Plates.....	\$8.00
Spot Light .....	\$265	M Plates .....	\$8.00
<del>58C SiriusXM Satellite</del> .....	\$480	MP Plates.....	\$8.00


#  
TOTAL 25,544.00

# 2018 Ford F-150

## Super Cab

---

### color options



#### EXTERIOR

- ☐ PQ-Race Red .....N/C
- ☐ N6 -Blue lightning.....N/C
- ☐ .....N/C
- ☐ D1 STONE GRAY.....N/C
- ☐ N1-Blue Jean Metallic .....N/C
- ☐ G1 -SHADOW Black Metallic.....N/C
- ☐ J7-Magnetic .....N/C
- ☐ UX-Ingot Silver Metallic.....N/C
- ☒ YZ-Oxford White.....N/C

#### INTERIOR

- ☒ AG-Medium Earth Gray, Vinyl .....N/C
- ☐ CG-Medium Earth Gray, Cloth.....N/C



## RESOLUTION/ORDINANCE EXECUTIVE SUMMARY

### Resolution No.

Approving Kane County's Group Health Benefit Provider

**Committee Flow:** Human Services Committee, Finance and Budget Committee, Executive Committee, County Board

**Contact:** Sylvia Wetzel, 630.232.5932

### Budget Information:

Was this item budgeted?	Appropriation Amount:
If not budgeted, explain funding source:	

### Summary:

Kane County provides health benefits for all eligible County employees, retirees, and COBRA participants as applicable.

After reviewing information provided by Group Alternatives for Group Health Programs, the Human Services Committee is recommending that AETNA be the County's Health Benefit Provider and Claims Administrator of record for our self-insured health insurance.

STATE OF ILLINOIS

COUNTY OF KANE

RESOLUTION NO.

**APPROVING KANE COUNTY'S GROUP HEALTH BENEFIT PROVIDER**

WHEREAS, Kane County provides health benefits for all eligible County employees, retirees, and COBRA participants; and

WHEREAS, the Human Resources Department annually reviews the benefits programs to identify opportunities to provide well-planned benefits programs; and

WHEREAS, after careful review of all relevant information provided by Group Alternatives Consultants with regard to recommendations of cost/rate increase for the Group Health Insurance Programs and weighing various options, it is recommended that AETNA be the health insurance provider; and

WHEREAS, this review indicates that it is in the best interest of Kane County for AETNA to be the County's Claims Administrator of Record for our self-insured health insurance; and

BE IT FURTHER RESOLVED that the amounts paid by the County for each insurance class are based on projected costs and are subject to change if costs are higher than estimated.

NOW, THEREFORE, BE IT RESOLVED that AETNA is authorized to act as Claims administrator for our self-insured health insurance PPO and HMO programs, providing services under the Administrative Services Agreement on file in the Human Resources Department. The Plan shall be fully implemented as soon as administratively feasible, with the intent that full implementation for affected employees, retirees and COBRA participants will occur July 1, 2018.

Line Item	Line Item Description	Was Personnel/Item/Service approved in original budget or a subsequent budget revision?	Are funds currently available for this Personnel/Item/Service in the specific line item?	If funds are not currently available in the specified line item, where are the funds available?

Passed by the Kane County Board on May 8, 2018.

---

John A. Cunningham  
Clerk, County Board  
Kane County, Illinois

---

Christopher J. Lauzen  
Chairman, County Board  
Kane County, Illinois

Vote:

18-05 Health



## RESOLUTION/ORDINANCE EXECUTIVE SUMMARY

### Resolution No.

Approving the Hiring of a GIS Intern for GIS Technologies

**Committee Flow:** Administration Committee, Finance and Budget Committee, Executive Committee, County Board

**Contact:** Thomas Nicoski, 630.444.1027

### Budget Information:

Was this item budgeted? Yes	Appropriation Amount: N/A
If not budgeted, explain funding source: N/A	

### Summary:

In accordance with County Board Resolution #17-202, GIS-Technologies a division of Information Technologies is seeking County Board approval to hire one (1) intern for 2018 at \$12.00 per hour. This position will be used to edit and update GIS Database layers.

STATE OF ILLINOIS

COUNTY OF KANE

RESOLUTION NO.

**APPROVING THE HIRING OF A GIS INTERN FOR GIS TECHNOLOGIES**

WHEREAS, Kane County GIS-Technologies a division of the Information Technologies Department is responsible for providing GIS (software and geodatabases) support for Kane County Departments; and

WHEREAS, the Kane County GIS-Technologies division of the Information Technologies Department utilizes Employee resources to accomplish its goals and missions.

NOW, THEREFORE, BE IT RESOLVED by the Kane County Board in accordance with County Board Resolution #17-202 that Kane County GIS-Technologies a division of Information Technologies is hereby authorized to hire one (1) intern at \$12 per hour for the purpose of editing and updating GIS Data Base layers.

Line Item	Line Item Description	Was Personnel/Item/Service approved in original budget or a subsequent budget revision?	Are funds currently available for this Personnel/Item/Service in the specific line item?	If funds are not currently available in the specified line item, where are the funds available?
101.060.070.40100	Part-Time Salaries	Yes	Yes	N/A

Passed by the Kane County Board on May 8, 2018.

---

John A. Cunningham  
Clerk, County Board  
Kane County, Illinois

---

Christopher J. Lauzen  
Chairman, County Board  
Kane County, Illinois

Vote:

18-05 Intern





## RESOLUTION/ORDINANCE EXECUTIVE SUMMARY

### Resolution No.

Approving of Personnel Hiring and Replacement, Kane County Division of Transportation - Interns (3)

**Committee Flow:** Transportation Committee, Finance and Budget Committee, Executive Committee, County Board

**Contact:** Tom Rickert, (630) 406-7305

### Budget Information:

Was this item budgeted? Yes	Appropriation Amount: \$40,000
If not budgeted, explain funding source: N/A	

### Summary:

In accordance with County Board Resolution #17-202, Kane County Division of Transportation (KDOT) is seeking County Board approval to hire three seasonal (3) interns. These positions assist with engineering and planning projects to ensure the safety of the motoring public and the efficient movement of traffic.

STATE OF ILLINOIS

COUNTY OF KANE

RESOLUTION NO.

**APPROVING OF PERSONNEL HIRING AND REPLACEMENT, KANE COUNTY DIVISION OF  
TRANSPORTATION - INTERNS (3)**

WHEREAS, Kane County Division of Transportation is responsible for maintaining approximately 750 lane miles of Kane County Highway right of way; and

WHEREAS, Kane County has adopted by Resolution 17-202, instituting a moratorium on the hiring or replacement of County personnel, which resolution requires that no personnel shall be hired unless specifically approved by the County Board; and

WHEREAS, the Division of Transportation provides experience to individuals who have post-high school academic credit by filling intern vacancies that assist with engineering and planning activities; and

WHEREAS, the County Board believes it to be fiscally responsible and in the best interest of the County to hire qualified individuals to fill intern personnel vacancies in the Kane County Division of Transportation.

NOW, THEREFORE, BE IT RESOLVED by the Kane County Board that the Kane County Division of Transportation is hereby authorized to hire and fill three (3) existing vacant intern positions.

Line Item	Line Item Description	Was personnel/item/service approved in original budget or a subsequent budget revision?	Are funds currently available for this personnel/item/service in the specific line item?	If funds are not currently available in the specified line item, where are the funds available?
300.520.520.40000	Salaries & Wages	Yes	Yes	

Passed by the Kane County Board on May 8, 2018.

---

John A. Cunningham  
Clerk, County Board  
Kane County, Illinois

---

Christopher J. Lauzen  
Chairman, County Board  
Kane County, Illinois

Vote:

18-04 KDOTHiring



## RESOLUTION/ORDINANCE EXECUTIVE SUMMARY

### Resolution No.

Authorizing Exception to the County Financial Policies Regarding  
Personnel Hiring and Replacements

**Committee Flow:** Public Health Committee, Finance and Budget Committee,  
Executive Committee, County Board

**Contact:** Barbara Jeffers, 630.444.3124

### Budget Information:

Was this item budgeted? Yes	Appropriation Amount: \$33,734 - \$37,968 (2)
If not budgeted, explain funding source:	

### Summary:

The Community Health Specialist II: Environmental Health Practitioner positions are responsible for protecting the residents of Kane County from diseases and environmental exposures. Responsibilities include:

- Food-borne illness investigations and inspections to stop the spread of illness
- Investigations of non-food-borne resident complaints to improve health and food safety practices that prevent disease
- Inspections of the current 2,267 restaurants and other food establishments in Kane County
- Assisting restaurants and other food establishments to create safe and healthy plans for opening or changing their establishments in compliance with all Kane County and Illinois local food codes
- Assisting restaurants in creating plans for safe, healthy processes for preparing food in compliance with all Kane County and Illinois local food codes
- Well and Septic plan reviews and inspections
- Tanning inspections
- Property maintenance and open burning investigations
- Enforcement of violations and education to assist establishments and contractors to comply
- Training for vendors, contractors, and food establishments

The Executive Director of the Kane County Health Department is requesting an exception to the hiring moratorium to replace two vacancies that will have a negative operational impact on the community and the Departments ability to successfully manage operations and carry out its mission.

STATE OF ILLINOIS

COUNTY OF KANE

RESOLUTION NO.

**AUTHORIZING EXCEPTION TO THE COUNTY FINANCIAL POLICIES REGARDING  
PERSONNEL HIRING AND REPLACEMENTS**

WHEREAS, on July 11, 2017 the Kane County Board had deemed it necessary to adopt by Resolution a moratorium on the hiring of new County personnel and the replacement of existing or future personnel vacancies unless grant-funded; and

WHEREAS, the Kane County Health Department requires replacing two Community Health Specialist II: Environmental Health Practitioner positions in order to provide required public health inspections and environmental investigations and services; and

WHEREAS, current staffing levels for management of the Department's Environmental Health staff have fallen below those approved due to the resignation of a Community Health Specialist II: Environmental Health Practitioner and a retirement of a Community Health Specialist II: Environmental Health Practitioner; and

WHEREAS, the non-exempt Community Health Specialist II: Environmental Health Practitioner position with a salary range of Thirty-Three Thousand, Seven Hundred Thirty-Four Dollars (\$33,734) through Thirty-Seven Thousand, Nine Hundred Sixty-Eight Dollars (\$37,968) for both has been included in the FY 18 budget and therefore passage of this resolution does not require a budget amendment for fiscal year 2018; and

WHEREAS, the Executive Director of the Kane County Health Department is requesting the Kane County Board allow an exception to the hiring moratorium, as the continuance of a shortage of staff will have a negative operational impact on the Department's ability to carry out its mission.

NOW, THEREFORE, BE IT RESOLVED by the Kane County Board that the Chairman thereof allow the Kane County Health Department to hire two replacements to fill both vacant Community Health Specialist II: Environmental Health Practitioner positions within the Department.

Line Item	Line Item Description	Was Personnel/Item/Service approved in original budget or a subsequent budget revision?	Are funds currently available for this Personnel/Item/Service in the specific line item?	If funds are not currently available in the specified line item, where are the funds available?
350.580.630.40000	Salaries & Wages	Yes	Yes	Yes

Passed by the Kane County Board on May 8, 2018.

---

John A. Cunningham  
Clerk, County Board  
Kane County, Illinois

---

Christopher J. Lauzen  
Chairman, County Board  
Kane County, Illinois

Vote:

18-05 Hiring CHSII



## RESOLUTION/ORDINANCE EXECUTIVE SUMMARY

### **Resolution No.**

Authorizing Replacement of Workforce Development Fiscal Manager

**Committee Flow:** Finance and Budget Committee, Executive Committee, County Board

**Contact:** Joseph Onzick, 630.208.5113

### **Budget Information:**

Was this item budgeted? N/A	Appropriation Amount: N/A
If not budgeted, explain funding source:	

### **Summary:**

In accordance with County Board Resolution #17-202, the Kane County Finance Department is seeking County Board approval to hire a qualified individual to fill the grant funded Fiscal Manager vacancy for the Division of Workforce Development. This position is critical to ensuring compliance with all Federal reporting requirements, relevant OMB Circulars, and policies of the Illinois Department of Commerce and Economic Opportunity (DCEO), as well as to performing many of the functions essential to meeting those requirements.

STATE OF ILLINOIS

COUNTY OF KANE

RESOLUTION NO.

**AUTHORIZING REPLACEMENT OF WORKFORCE DEVELOPMENT FISCAL MANAGER**

WHEREAS, the Fiscal Manager of the Workforce Development Division of the Office of Community Reinvestment under the direct oversight of the Kane County Finance Department serves a critical function in supervising all Local Workforce Investment Area (LWIA) 5 accounting, financial management and reporting functions, including assuring compliance with all Federal reporting requirements, relevant OMB Circulars, and policies of the Illinois Department of Commerce and Economic Opportunity (DCEO); and

WHEREAS, the position of Fiscal Manager is fully funded by the Federal Workforce Investment Act Title I-B Grants Administration grant; and

WHEREAS, Kane County has adopted by Resolution 17-202, a moratorium on the hiring or replacement of County personnel, which resolution requires that no personnel shall be hired unless specifically approved by the County Board; and

WHEREAS, the County Board believes it to be fiscally responsible and in the best interest of the County to hire a qualified individual to fill the vacant Fiscal Manager position as soon as possible.

NOW, THEREFORE, BE IT RESOLVED by the Kane County Board that the Kane County Finance Department is hereby authorized to hire a qualified individual to fill the vacant Fiscal Manager position for the Workforce Development Division of the Office of Community Reinvestment.

Line Item	Line Item Description	Was Personnel/Item/Service approved in original budget or a subsequent budget revision?	Are funds currently available for this Personnel/Item/Service in the specific line item?	If funds are not currently available in the specified line item, where are the funds available?
480.XXXXX.XXXXX. XX.4XXXX	Salary & Benefits	Yes	Yes	N/A

Passed by the Kane County Board on May 8, 2018.

---

John A. Cunningham  
Clerk, County Board  
Kane County, Illinois

---

Christopher J. Lauzen  
Chairman, County Board  
Kane County, Illinois

Vote:

WFD Hire



## RESOLUTION/ORDINANCE EXECUTIVE SUMMARY

### Resolution No.

Approving March 2018 Payment of Claims

**Committee Flow:** Finance and Budget Committee, Executive Committee, County Board

**Contact:** Terry Hunt, 630.232.5918

### Budget Information:

Was this item budgeted?	Appropriation Amount:
If not budgeted, explain funding source:	

### Summary:

According to the Kane County Code Section 2-193 Expenditure of Funds for Settlement of Claims B. Monthly Reports On Claims: The county auditor shall file a monthly report of all claims paid in the prior month to the chairman and all other members of the county board. For each claim paid, the monthly report shall identify the claimant, the nature of the claim and the official or department, if any, against which the claim was made, the fund from which the payment was made, the amount of the payment and the date the check was issued.

Similarly according to the Kane County Financial Policies 8. Disbursement Policies b): A report shall be run monthly by the Auditor of all claims paid. Said report shall be available to all members of the County Board in the office of the County Board Chairman. For each claim paid, the report shall identify the creditor, the department or official which purchased the product or service, the fund from which the payment was made, the amount of the payment and the date the check was issued.

The accompanying Report of Claims Paid is submitted to comply with those requirements, and to document that the County Board has approved the payment of those claims.

STATE OF ILLINOIS

COUNTY OF KANE

RESOLUTION NO.

**APPROVING MARCH 2018 PAYMENT OF CLAIMS**

WHEREAS, according to the Kane County Code Section 2-193 Expenditure of Funds for Settlement of Claims B. Monthly Reports of Claims: The county auditor shall file a monthly report of all claims paid in the prior month to the chairman and all other members of the county board. For each claim paid, the monthly report shall identify the claimant, the nature of the claim and the official or department, if any, against which the claim was made, the fund from which the payment was made, the amount of the payment and the date the check was issued; and

WHEREAS, according to the Kane County Financial Policies 8. Disbursement Policies b): A report shall be run monthly by the Auditor of all claims paid. Said report shall be available to all members of the County Board in the office of the County Board Chairman. For each claim paid, the report shall identify the creditor, the department or official which purchased the product or service, the fund from which the payment was made, the amount of the payment and the date the check was issued; and

WHEREAS, the County Auditor has examined the attached Claims Paid Report for claims against Kane County totaling \$6,686,368.78; and

WHEREAS, the County Auditor has recommended the payment of all claims on the attached Claims Paid Report; and

WHEREAS, the claims on the attached Claims Paid Report have been paid; and

WHEREAS, the County Board finds all claims on the Claims Paid Report to be due and payable.

NOW, THEREFORE, BE IT RESOLVED by the Kane County Board that payment of the claims totaling Six Million, Six Hundred Eighty-six Thousand, Three Hundred Sixty-eight Dollars and Seventy-eight Cents (\$6,686,368.78) on the attached Claims Paid Report is approved.

Passed by the Kane County Board on May 8, 2018.

---

John A. Cunningham  
Clerk, County Board  
Kane County, Illinois

---

Christopher J. Lauzen  
Chairman, County Board  
Kane County, Illinois

Vote:

Claims - March



**CLAIMS PAID REPORT MARCH 2018 SUBMITTED FOR COUNTY BOARD APPROVAL**

CLAIMANT/CREDITOR	NATURE OF CLAIM	OFFICIAL/DEPARTMENT	FUND	AMOUNT PAID	DATE PAID
1st Ayd Corp.	Vehicle Parts/Supplies	Transportation	Motor Fuel Local Option	466.23	3/5/2018
4Imprint, Inc.	Office Supplies	Treasurer/Collector	Tax Sale Automation	866.55	3/5/2018
A Beep LLC	Communications Equipment	Other- Countywide Expenses	Public Safety Sales Tax	2,975.30	3/5/2018
A Plus Healthcare Training Corp.	DT ITA	WIOA 17	Workforce Development	2,548.00	3/5/2018
A Plus Healthcare Training Corp.	DT ITA	WIOA 17	Workforce Development	1,390.00	3/5/2018
Abel Moreno	SS Transportation Assistance	WIOA 17	Workforce Development	522.93	3/5/2018
Abel Partida-Cuevas	SS Transportation Assistance	TAA 16	Workforce Development	53.62	3/5/2018
Accurate Document Destruction Inc (GROOT)	Miscellaneous Contractual Exp	Public Defender	General Fund	474.00	3/5/2018
Accurate Document Destruction Inc (GROOT)	Destruction of Records Services	Circuit Clerk	Court Document Storage	223.96	3/5/2018
Adam Tedder	Internet	Other- Countywide Expenses	General Fund	62.00	3/5/2018
Advance Stores Company, Inc. (Advance Auto Parts)	Repairs and Maint- Vehicles	Emergency Management Services	General Fund	437.98	3/5/2018
Advanced Correctional Healthcare	Medical/Dental/Hospital Services	Court Services	General Fund	26,118.64	3/5/2018
Air Chek, Inc.	Operating Supplies	Health	County Health	217.50	3/5/2018
Alan Merkel	Highway Right of Way	Transportation	Transportation Sales Tax	1,600.00	3/5/2018
Alexis Katzenbach	Employee Mileage Expense	Health	County Health	24.59	3/5/2018
Alexis Katzenbach	Employee Mileage Expense	Health	County Health	11.45	3/5/2018
Alexis Katzenbach	Employee Mileage Expense	Health	County Health	8.61	3/5/2018
Ali Jablway	SS Transportation Assistance	TAA 16	Workforce Development	278.60	3/5/2018
Alicia Gutierrez	Employee Mileage Expense	WIOA 17	Workforce Development	8.17	3/5/2018
Alicia Gutierrez	Employee Mileage Expense	WIOA 17	Workforce Development	8.18	3/5/2018
Allerick Contreras	SS Transportation Assistance	WIOA 17	Workforce Development	67.68	3/5/2018
Alliance Against Intoxicated Motorists (AAIM)	Contractual/Consulting Services	Court Services	General Fund	750.00	3/5/2018
Alma Montero	Conferences and Meetings	Information Technologies	General Fund	312.30	3/5/2018
American Bar Association	Books and Subscriptions	Law Library	Law Library	120.00	3/5/2018
American Planning Association	General Association Dues	Development	General Fund	514.00	3/5/2018
American Planning Association	General Association Dues	Development	General Fund	406.00	3/5/2018
American Planning Association	General Association Dues	Development	General Fund	263.00	3/5/2018
American Planning Association	General Association Dues	Transportation	County Highway	331.00	3/5/2018
American Planning Association	General Association Dues	Transportation	County Highway	394.00	3/5/2018
Andrew Smith	Internet	Other- Countywide Expenses	General Fund	68.00	3/5/2018
Andrew Gamboa	Employee Mileage Expense	Coroner	General Fund	19.62	3/5/2018
Anne Rimmer	SS Transportation Assistance	TAA 16	Workforce Development	105.95	3/5/2018
Apex Industrial Automation LLC	Repairs and Maint- Buildings	Building Management	General Fund	297.02	3/5/2018
Aramark Services, Inc.	Food	Sheriff	General Fund	16,511.01	3/5/2018
Aramark Services, Inc.	Food	Sheriff	General Fund	16,831.42	3/5/2018
Aramark Services, Inc.	Food	Sheriff	General Fund	16,638.20	3/5/2018
Arends Hogan Walker, LLC (AHW LLC)	Repairs and Maint- Buildings	Building Management	General Fund	5.04	3/5/2018
Arthur P O'Hara Inc	Operating Supplies	Health	County Health	4,172.40	3/5/2018
Associated Builders & Contractors Inc	DT ITA	WIOA 17	Workforce Development	2,650.00	3/5/2018
AT&T	Cellular Phone	Other- Countywide Expenses	General Fund	1,139.67	3/5/2018
AT&T	Telephone	Operating Pool	Workforce Development	118.93	3/5/2018
Austin J Schramer	Employee Mileage Expense	Health	County Health	165.35	3/5/2018
B&K Equipment Company	Repairs and Maint- Buildings	Building Management	General Fund	955.00	3/5/2018
Barbara Garza	Internet	Other- Countywide Expenses	General Fund	69.95	3/5/2018
Batavia Instant Print Inc	General Printing	Building Management	General Fund	349.25	3/5/2018

**CLAIMS PAID REPORT MARCH 2018 SUBMITTED FOR COUNTY BOARD APPROVAL**

CLAIMANT/CREDITOR	NATURE OF CLAIM	OFFICIAL/DEPARTMENT	FUND	AMOUNT PAID	DATE PAID
Batavia Instant Print Inc	General Printing	Building Management	General Fund	494.45	3/5/2018
Batavia Instant Print Inc	Legal Printing	County Clerk	General Fund	71.60	3/5/2018
Batavia Instant Print Inc	General Printing	County Clerk	General Fund	166.20	3/5/2018
Battery Service Corporation	Repairs and Maint- Vehicles	Sheriff	General Fund	387.80	3/5/2018
Battery Service Corporation	Vehicle Parts/Supplies	Transportation	Motor Fuel Local Option	74.74	3/5/2018
Baxter & Woodman Inc	Engineering Services	Transportation	Transportation Sales Tax	1,509.47	3/5/2018
Benito Mondragon	SS Transportation Assistance	TAA 16	Workforce Development	51.44	3/5/2018
Black Gold Septic Inc	Grease Trap- Septic Services	Building Management	General Fund	180.00	3/5/2018
Black Gold Septic Inc	Grease Trap- Septic Services	Building Management	General Fund	485.00	3/5/2018
Brenda Willett	Miscellaneous Contractual Exp	Public Defender	General Fund	50.00	3/5/2018
Bridget Sabbia	Employee Training	State's Attorney	Drug Asset Forfeiture	50.00	3/5/2018
Bruno Landa Campos	SS Transportation Assistance	TAA 16	Workforce Development	170.03	3/5/2018
Camic, Johnson, Ltd	Contractual/Consulting Services	Development	General Fund	400.00	3/5/2018
Campise Polygraph Services	Polygraph Testing	Court Services	Probation Services	350.00	3/5/2018
Canon Solutions America Inc	Repairs and Maint- Copiers	Sheriff	General Fund	303.20	3/5/2018
Canon Solutions America Inc	Operating Supplies	Sheriff	General Fund	187.23	3/5/2018
Canon Solutions America Inc	Repairs and Maint- Copiers	Operating Pool	Workforce Development	686.98	3/5/2018
Cargill Incorporated (Cargill Deicing Technology)	Rock Salt	Transportation	Motor Fuel Local Option	7,714.47	3/5/2018
Cargill Incorporated (Cargill Deicing Technology)	Rock Salt	Transportation	Motor Fuel Local Option	9,399.46	3/5/2018
Cargill Incorporated (Cargill Deicing Technology)	Rock Salt	Transportation	Motor Fuel Local Option	1,547.75	3/5/2018
Cargill Incorporated (Cargill Deicing Technology)	Rock Salt	Transportation	Motor Fuel Local Option	1,582.36	3/5/2018
Cargill Incorporated (Cargill Deicing Technology)	Rock Salt	Transportation	Motor Fuel Local Option	4,802.94	3/5/2018
Cargill Incorporated (Cargill Deicing Technology)	Rock Salt	Transportation	Motor Fuel Local Option	7,913.63	3/5/2018
Cargill Incorporated (Cargill Deicing Technology)	Rock Salt	Transportation	Motor Fuel Local Option	10,178.49	3/5/2018
Cargill Incorporated (Cargill Deicing Technology)	Rock Salt	Transportation	Motor Fuel Local Option	6,308.21	3/5/2018
Cargill Incorporated (Cargill Deicing Technology)	Rock Salt	Transportation	Motor Fuel Local Option	11,502.79	3/5/2018
Cargill Incorporated (Cargill Deicing Technology)	Rock Salt	Transportation	Motor Fuel Local Option	6,397.46	3/5/2018
Cargill Incorporated (Cargill Deicing Technology)	Accrued Liabilities		Township Motor Fuel	4,528.79	3/5/2018
Cargill Incorporated (Cargill Deicing Technology)	Accrued Liabilities		Township Motor Fuel	4,708.30	3/5/2018
Cargill Incorporated (Cargill Deicing Technology)	Accrued Liabilities		Township Motor Fuel	3,545.70	3/5/2018
Cargill Incorporated (Cargill Deicing Technology)	Accrued Liabilities		Township Motor Fuel	1,136.83	3/5/2018
Carl H. Herout	Employee Mileage Expense	Coroner	General Fund	62.13	3/5/2018
Carl Schoedel	Conferences and Meetings	Transportation	County Highway	670.00	3/5/2018
Cathy J. Mueller	Highway Right of Way	Transportation	Transportation Sales Tax	300.00	3/5/2018
CCMSI	Project Administration Services	Human Resource Management	Insurance Liability	5,884.17	3/5/2018
CDW Government LLC	Communications Equipment	Court Services	General Fund	2,321.76	3/5/2018
Cheryl Weiler	Employee Mileage Expense	WIOA 17	Workforce Development	31.61	3/5/2018
Cheryl Weiler	Employee Mileage Expense	WIOA 17	Workforce Development	31.62	3/5/2018
Chestnut Health Systems, Inc.	Contractual/Consulting Services	Court Services	Drug Court Special Resources	756.00	3/5/2018
Cheyenne Valdez	Employee Mileage Expense	Circuit Clerk	General Fund	1.07	3/5/2018
Chicago Office Technology Group (COTG)	Repairs and Maint- Copiers	Public Defender	General Fund	50.14	3/5/2018
Chicago Title Company, LLC	Highway Right of Way	Transportation	County Highway	313.00	3/5/2018
Chicago Title Company, LLC	Highway Right of Way	Transportation	County Highway	313.00	3/5/2018
Chicago Title Company, LLC	Highway Right of Way	Transportation	Transportation Sales Tax	313.00	3/5/2018
Chicago Title Company, LLC	Highway Right of Way	Transportation	Transportation Sales Tax	313.00	3/5/2018

**CLAIMS PAID REPORT MARCH 2018 SUBMITTED FOR COUNTY BOARD APPROVAL**

CLAIMANT/CREDITOR	NATURE OF CLAIM	OFFICIAL/DEPARTMENT	FUND	AMOUNT PAID	DATE PAID
Chicago Title Company, LLC	Highway Right of Way	Transportation	Transportation Sales Tax	313.00	3/5/2018
Chicago Title Company, LLC	Highway Right of Way	Transportation	Transportation Sales Tax	313.00	3/5/2018
Chicago Transit Authority	Sanction Incentives	Court Services	Drug Court Special Resources	2,046.00	3/5/2018
Chicago Tribune	Legal Printing	Development	General Fund	194.31	3/5/2018
Chris Lauzen	Conferences and Meetings	County Board	General Fund	105.00	3/5/2018
Chris Lauzen	Conferences and Meetings	County Board	General Fund	141.21	3/5/2018
Chris Lauzen	Employee Training	County Board	General Fund	25.00	3/5/2018
Chris Lauzen	General Association Dues	County Board	General Fund	60.00	3/5/2018
Chris Lauzen	Operating Supplies	County Board	General Fund	5.85	3/5/2018
Chris Lauzen	Books and Subscriptions	County Board	General Fund	79.74	3/5/2018
Christopher B. Burke Engineering, Ltd.	Engineering Services	Transportation	County Highway	4,967.15	3/5/2018
Christopher B. Burke Engineering, Ltd.	Engineering Services	Transportation	County Highway	54.52	3/5/2018
Christopher B. Burke Engineering, Ltd.	Engineering Services	Transportation	County Highway	4,310.08	3/5/2018
Chronicle Media, LLC	Legal Services	Circuit Clerk	General Fund	66.00	3/5/2018
Cintas Corporation	Repairs and Maint- Vehicles	Sheriff	General Fund	34.30	3/5/2018
Cintas Corporation	Repairs and Maint- Vehicles	Sheriff	General Fund	34.30	3/5/2018
City of Aurora	Accrued Liabilities		Wireless 911	76,774.73	3/5/2018
City of Batavia	Utilities- Intersect Lighting	Transportation	County Highway	41.38	3/5/2018
City of Elgin	Security Services	Court Services	Probation Services	1,035.00	3/5/2018
City of Elgin	Security Services	Court Services	Probation Services	1,242.00	3/5/2018
City of Geneva	Utilities- Sewer	Building Management	General Fund	119.44	3/5/2018
City of Geneva	Utilities- Sewer	Building Management	General Fund	13.19	3/5/2018
City of Geneva	Utilities- Water	Building Management	General Fund	297.15	3/5/2018
City of Geneva	Utilities- Water	Building Management	General Fund	197.97	3/5/2018
City of Geneva	Utilities- Water	Building Management	General Fund	21.40	3/5/2018
City of Geneva	Utilities- Water	Building Management	General Fund	187.98	3/5/2018
City of Geneva	Utilities- Natural Gas	Building Management	General Fund	28.53	3/5/2018
City of Geneva	Utilities- Electric	Building Management	General Fund	96.34	3/5/2018
City of Geneva	Utilities- Electric	Building Management	General Fund	11,161.45	3/5/2018
City of Geneva	Utilities- Electric	Building Management	General Fund	361.85	3/5/2018
City of Geneva	Utilities- Sewer	Building Management	General Fund	107.86	3/5/2018
City of Geneva	Utilities- Water	Building Management	General Fund	175.02	3/5/2018
City of Geneva	Utilities- Electric	Building Management	General Fund	32.82	3/5/2018
City of Geneva	Utilities- Electric	Building Management	General Fund	2,445.91	3/5/2018
City of St. Charles	Utilities- Sewer	Building Management	General Fund	725.07	3/5/2018
City of St. Charles	Utilities- Water	Building Management	General Fund	463.07	3/5/2018
City of St. Charles	Utilities- Sewer	Building Management	General Fund	145.83	3/5/2018
City of St. Charles	Utilities- Electric	Building Management	General Fund	11,236.84	3/5/2018
City of St. Charles	Utilities- Electric	Building Management	General Fund	166.29	3/5/2018
City of St. Charles	Utilities- Sewer	Building Management	General Fund	9,308.44	3/5/2018
City of St. Charles	Utilities- Water	Building Management	General Fund	5,836.76	3/5/2018
City of St. Charles	Utilities- Natural Gas	Building Management	General Fund	0.90	3/5/2018
City of St. Charles	Utilities- Water	Court Services	General Fund	1,025.24	3/5/2018
Clausen Miller P.C.	Legal Services	Court Services	Probation Services	13,252.50	3/5/2018
College of DuPage	DT ITA	WIOA 17	Workforce Development	4,500.00	3/5/2018

**CLAIMS PAID REPORT MARCH 2018 SUBMITTED FOR COUNTY BOARD APPROVAL**

CLAIMANT/CREDITOR	NATURE OF CLAIM	OFFICIAL/DEPARTMENT	FUND	AMOUNT PAID	DATE PAID
College of DuPage	DT ITA	WIOA 17	Workforce Development	4,500.00	3/5/2018
Comcast	Telephone	Operating Pool	Workforce Development	255.78	3/5/2018
Comcast	Internet	Operating Pool	Workforce Development	196.90	3/5/2018
ComEd	Repairs and Maint- Comm Equip	Kane Comm	Kane Comm	120.54	3/5/2018
ComEd	Utilities- Intersect Lighting	Transportation	County Highway	41.96	3/5/2018
ComEd	Utilities- Intersect Lighting	Transportation	County Highway	10.39	3/5/2018
ComEd	Utilities- Intersect Lighting	Transportation	County Highway	3,007.62	3/5/2018
ComEd	Utilities- Intersect Lighting	Transportation	County Highway	50.98	3/5/2018
ComEd	Utilities- Intersect Lighting	Transportation	County Highway	39.75	3/5/2018
ComEd	Utilities- Intersect Lighting	Transportation	County Highway	119.64	3/5/2018
ComEd	Utilities- Intersect Lighting	Transportation	County Highway	38.80	3/5/2018
ComEd	Utilities- Intersect Lighting	Transportation	County Highway	7.67	3/5/2018
ComEd	Utilities- Intersect Lighting	Transportation	County Highway	8.62	3/5/2018
ComEd	Utilities- Intersect Lighting	Transportation	County Highway	6.16	3/5/2018
ComEd	Utilities- Intersect Lighting	Transportation	County Highway	23.53	3/5/2018
ComEd	Utilities- Intersect Lighting	Transportation	County Highway	1,821.04	3/5/2018
ComEd	Utilities- Intersect Lighting	Development	Mill Creek Special Service Area	40.42	3/5/2018
ComEd	Accrued Liabilities		Township Motor Fuel	2,422.10	3/5/2018
ComEd	Accrued Liabilities		Township Motor Fuel	243.59	3/5/2018
Computer Training Source	DT ITA	WIOA 17	Workforce Development	9,779.00	3/5/2018
Constellation NewEnergy Inc.	Utilities- Electric	Transportation	County Highway	164.72	3/5/2018
Constellation NewEnergy Inc.	Utilities- Electric	Transportation	County Highway	3,269.80	3/5/2018
Constellation NewEnergy Inc.	Utilities- Intersect Lighting	Transportation	County Highway	112.12	3/5/2018
Cordogan, Clark & Associates Inc	Building Improvements	Other- Countywide Expenses	Capital Projects	405.00	3/5/2018
Cordogan, Clark & Associates Inc	Building Improvements	Other- Countywide Expenses	Capital Projects	1,838.75	3/5/2018
Cordogan, Clark & Associates Inc	Building Improvements	Other- Countywide Expenses	Capital Projects	5,575.00	3/5/2018
Cordogan, Clark & Associates Inc	Building Improvements	Other- Countywide Expenses	Capital Projects	412.50	3/5/2018
Cordogan, Clark & Associates Inc	Building Improvements	Other- Countywide Expenses	Capital Projects	1,200.00	3/5/2018
Corey Gregg	Employee Mileage Expense	Court Services	General Fund	7.09	3/5/2018
Cornerstone Partners Horticultural Services Co.	Repairs and Maint- Grounds	Development	Mill Creek Special Service Area	354.14	3/5/2018
Cornerstone Partners Horticultural Services Co.	Repairs and Maint- Grounds	Development	Mill Creek Special Service Area	354.24	3/5/2018
County of Kendall Sheriffs Department	Adult Prisoner Board and Care	Sheriff	General Fund	1,860.00	3/5/2018
County Wide Landscaping Inc	Repairs and Maintenance- Roads	Development	Mill Creek Special Service Area	9,000.00	3/5/2018
County Wide Landscaping Inc	Repairs and Maintenance- Roads	Development	Mill Creek Special Service Area	6,300.00	3/5/2018
Culligan Tri City Soft Water	Repairs and Maint- Equipment	Building Management	General Fund	569.38	3/5/2018
Culligan Tri City Soft Water	Disposal and Water Softener Srvs	Transportation	County Highway	498.00	3/5/2018
Culligan Tri City Soft Water	Disposal and Water Softener Srvs	Transportation	County Highway	104.90	3/5/2018
Culligan Tri City Soft Water	Disposal and Water Softener Srvs	Transportation	County Highway	15.90	3/5/2018
Danessa Swafford	DT ITA	WIOA 17	Workforce Development	154.79	3/5/2018
David J Rickert	Employee Mileage Expense	Treasurer/Collector	Tax Sale Automation	69.39	3/5/2018
Debra DK. Schweer	Per Diem Expense	Judiciary and Courts	General Fund	40.00	3/5/2018
Debra DK. Schweer	Court Reporter Costs	State's Attorney	General Fund	16.00	3/5/2018
DePaul University	DT ITA	WIOA 17	Workforce Development	1,925.00	3/5/2018
Depositphotos Inc	Books and Subscriptions	Information Technologies	Web Technical Services	979.00	3/5/2018
Dezhang Huang	Food Permits	Health	County Health	360.50	3/5/2018

**CLAIMS PAID REPORT MARCH 2018 SUBMITTED FOR COUNTY BOARD APPROVAL**

CLAIMANT/CREDITOR	NATURE OF CLAIM	OFFICIAL/DEPARTMENT	FUND	AMOUNT PAID	DATE PAID
DFM Associates	Software Licensing Cost	County Clerk	General Fund	9,416.00	3/5/2018
DNM Sealcoating, Inc	Repairs and Maint- Buildings	Building Management	General Fund	380.00	3/5/2018
Dominique Williams	SS Transportation Assistance	WIOA 17	Workforce Development	263.78	3/5/2018
Dreyer Medical Clinic	Medical/Dental/Hospital Services	Sheriff	General Fund	1,486.00	3/5/2018
Duke & Lee's Service Corp	Repairs and Maint- Vehicles	Coroner	General Fund	104.65	3/5/2018
Eco-Clean Maintenance, Inc.	Janitorial Services	Transportation	County Highway	1,554.22	3/5/2018
Eco-Clean Maintenance, Inc.	Janitorial Services	Health	County Health	298.80	3/5/2018
Edgar K. Collison Law Offices, Ltd.	Legal Services	State's Attorney	Insurance Liability	3,000.00	3/5/2018
Elburn NAPA Inc	Vehicle Parts/Supplies	Transportation	Motor Fuel Local Option	233.47	3/5/2018
Elburn NAPA Inc	Vehicle Parts/Supplies	Transportation	Motor Fuel Local Option	20.97	3/5/2018
Elburn NAPA Inc	Vehicle Parts/Supplies	Transportation	Motor Fuel Local Option	(15.41)	3/5/2018
Elburn NAPA Inc	Vehicle Parts/Supplies	Transportation	Motor Fuel Local Option	9.30	3/5/2018
Elburn NAPA Inc	Vehicle Parts/Supplies	Transportation	Motor Fuel Local Option	25.80	3/5/2018
Elburn NAPA Inc	Vehicle Parts/Supplies	Transportation	Motor Fuel Local Option	32.05	3/5/2018
Elburn NAPA Inc	Vehicle Parts/Supplies	Transportation	Motor Fuel Local Option	53.05	3/5/2018
Elburn NAPA Inc	Vehicle Parts/Supplies	Transportation	Motor Fuel Local Option	53.05	3/5/2018
Elburn NAPA Inc	Vehicle Parts/Supplies	Transportation	Motor Fuel Local Option	40.37	3/5/2018
Elburn NAPA Inc	Vehicle Parts/Supplies	Transportation	Motor Fuel Local Option	103.68	3/5/2018
Elburn NAPA Inc	Vehicle Parts/Supplies	Transportation	Motor Fuel Local Option	(9.30)	3/5/2018
Elburn NAPA Inc	Vehicle Parts/Supplies	Transportation	Motor Fuel Local Option	19.14	3/5/2018
Elburn NAPA Inc	Equipment Parts/Supplies	Transportation	Motor Fuel Local Option	59.99	3/5/2018
Elburn NAPA Inc	Equipment Parts/Supplies	Transportation	Motor Fuel Local Option	120.24	3/5/2018
Elburn NAPA Inc	Equipment Parts/Supplies	Transportation	Motor Fuel Local Option	19.98	3/5/2018
Elburn NAPA Inc	Equipment Parts/Supplies	Transportation	Motor Fuel Local Option	123.85	3/5/2018
Elburn NAPA Inc	Tools	Transportation	Motor Fuel Local Option	46.14	3/5/2018
Elburn NAPA Inc (dba North Aurora NAPA)	Repairs and Maint- Vehicles	Sheriff	General Fund	136.97	3/5/2018
Elburn NAPA Inc (dba North Aurora NAPA)	Repairs and Maint- Vehicles	Sheriff	General Fund	56.00	3/5/2018
Elburn NAPA Inc (dba North Aurora NAPA)	Repairs and Maint- Vehicles	Sheriff	General Fund	48.70	3/5/2018
Elburn NAPA Inc (dba North Aurora NAPA)	Repairs and Maint- Vehicles	Sheriff	General Fund	16.23	3/5/2018
Elburn NAPA Inc (dba North Aurora NAPA)	Repairs and Maint- Vehicles	Sheriff	General Fund	169.68	3/5/2018
Elburn NAPA Inc (dba North Aurora NAPA)	Repairs and Maint- Vehicles	Sheriff	General Fund	199.10	3/5/2018
Elgin Paper Co	Operating Supplies	Sheriff	General Fund	5,718.40	3/5/2018
Elizabeth Berrones	Court Appointed Counsel	Judiciary and Courts	General Fund	1,600.00	3/5/2018
Elizabeth Donegan PsyD (Webster)	Psychological/Psychiatric Srvs	Judiciary and Courts	General Fund	750.00	3/5/2018
Elizabeth Sage McWilliams	Employee Mileage Expense	Court Services	General Fund	42.51	3/5/2018
Engineering Resource Associates, Inc.	Contractual/Consulting Services	County Board	Grand Victoria Casino Elgin	7,180.25	3/5/2018
Engineering Resource Associates, Inc.	Engineering Services	Transportation	Transportation Sales Tax	17,728.74	3/5/2018
Environmental Systems Research Inst Inc (ESRI)	Computer Software- Non Capital	Information Technologies	Geographic Information Systems	50.00	3/5/2018
Erik Bellows	SS Transportation Assistance	WIOA 17	Workforce Development	401.12	3/5/2018
Feece Oil Company	Repairs and Maintenance- Roads	Building Management	General Fund	22.71	3/5/2018
Feece Oil Company	Vehicle Parts/Supplies	Transportation	Motor Fuel Local Option	454.30	3/5/2018
Feece Oil Company	Vehicle Parts/Supplies	Transportation	Motor Fuel Local Option	488.40	3/5/2018
Fifth Third Bank	General Association Dues	Finance	General Fund	356.00	3/5/2018
Fifth Third Bank	Conferences and Meetings	Information Technologies	General Fund	3,700.00	3/5/2018
Fifth Third Bank	Conferences and Meetings	Information Technologies	General Fund	28.52	3/5/2018



**CLAIMS PAID REPORT MARCH 2018 SUBMITTED FOR COUNTY BOARD APPROVAL**

CLAIMANT/CREDITOR	NATURE OF CLAIM	OFFICIAL/DEPARTMENT	FUND	AMOUNT PAID	DATE PAID
Fifth Third Bank	Office Supplies	Information Technologies	General Fund	63.76	3/5/2018
Fifth Third Bank	Office Supplies	Information Technologies	General Fund	105.15	3/5/2018
Fifth Third Bank	Office Supplies	Information Technologies	General Fund	86.06	3/5/2018
Fifth Third Bank	Computer Related Supplies	Information Technologies	General Fund	2,316.27	3/5/2018
Fifth Third Bank	Books and Subscriptions	Information Technologies	General Fund	99.00	3/5/2018
Fifth Third Bank	Books and Subscriptions	Information Technologies	General Fund	114.00	3/5/2018
Fifth Third Bank	Books and Subscriptions	Information Technologies	General Fund	10.99	3/5/2018
Fifth Third Bank	Computer Software- Non Capital	Information Technologies	General Fund	55.57	3/5/2018
Fifth Third Bank	Computer Software- Non Capital	Information Technologies	General Fund	224.83	3/5/2018
Fifth Third Bank	Repairs and Maintenance- Roads	Building Management	General Fund	514.93	3/5/2018
Fifth Third Bank	Repairs and Maint- Buildings	Building Management	General Fund	289.90	3/5/2018
Fifth Third Bank	Cleaning Supplies	Building Management	General Fund	109.00	3/5/2018
Fifth Third Bank	Conferences and Meetings	County Clerk	General Fund	963.03	3/5/2018
Fifth Third Bank	General Advertising	County Clerk	General Fund	338.00	3/5/2018
Fifth Third Bank	General Printing	County Clerk	General Fund	24.81	3/5/2018
Fifth Third Bank	Conferences and Meetings	County Clerk	General Fund	201.60	3/5/2018
Fifth Third Bank	Employee Training	County Clerk	General Fund	966.15	3/5/2018
Fifth Third Bank	Operating Supplies	County Clerk	General Fund	50.76	3/5/2018
Fifth Third Bank	Office Supplies	Circuit Clerk	General Fund	157.19	3/5/2018
Fifth Third Bank	Office Supplies	Circuit Clerk	General Fund	459.85	3/5/2018
Fifth Third Bank	Computer Software- Non Capital	State's Attorney	General Fund	23.56	3/5/2018
Fifth Third Bank	Conferences and Meetings	Public Defender	General Fund	164.58	3/5/2018
Fifth Third Bank	Office Supplies	Public Defender	General Fund	90.98	3/5/2018
Fifth Third Bank	Books and Subscriptions	Public Defender	General Fund	327.50	3/5/2018
Fifth Third Bank	Conferences and Meetings	Sheriff	General Fund	400.00	3/5/2018
Fifth Third Bank	Employee Training	Sheriff	General Fund	289.00	3/5/2018
Fifth Third Bank	General Association Dues	Sheriff	General Fund	135.00	3/5/2018
Fifth Third Bank	General Association Dues	Sheriff	General Fund	150.00	3/5/2018
Fifth Third Bank	Operating Supplies	Sheriff	General Fund	150.64	3/5/2018
Fifth Third Bank	Operating Supplies	Sheriff	General Fund	1,149.53	3/5/2018
Fifth Third Bank	Operating Supplies	Sheriff	General Fund	60.00	3/5/2018
Fifth Third Bank	Operating Supplies	Sheriff	General Fund	1,406.95	3/5/2018
Fifth Third Bank	Operating Supplies	Sheriff	General Fund	1,679.20	3/5/2018
Fifth Third Bank	Conferences and Meetings	Court Services	General Fund	52.65	3/5/2018
Fifth Third Bank	Conferences and Meetings	Court Services	General Fund	150.00	3/5/2018
Fifth Third Bank	Conferences and Meetings	Court Services	General Fund	450.00	3/5/2018
Fifth Third Bank	Office Supplies	Court Services	General Fund	90.90	3/5/2018
Fifth Third Bank	Operating Supplies	Court Services	General Fund	37.80	3/5/2018
Fifth Third Bank	Conferences and Meetings	Court Services	General Fund	450.00	3/5/2018
Fifth Third Bank	Employee Training	Court Services	General Fund	698.00	3/5/2018
Fifth Third Bank	Operating Supplies	Court Services	General Fund	572.06	3/5/2018
Fifth Third Bank	Operating Supplies	Court Services	General Fund	18.90	3/5/2018
Fifth Third Bank	Incentives	Court Services	General Fund	13.99	3/5/2018
Fifth Third Bank	Books and Subscriptions	Court Services	General Fund	7.40	3/5/2018
Fifth Third Bank	Repairs and Maint- Vehicles	Coroner	General Fund	70.75	3/5/2018

**CLAIMS PAID REPORT MARCH 2018 SUBMITTED FOR COUNTY BOARD APPROVAL**

CLAIMANT/CREDITOR	NATURE OF CLAIM	OFFICIAL/DEPARTMENT	FUND	AMOUNT PAID	DATE PAID
Fifth Third Bank	Miscellaneous Contractual Exp	Coroner	General Fund	75.00	3/5/2018
Fifth Third Bank	Books and Subscriptions	Coroner	General Fund	7.99	3/5/2018
Fifth Third Bank	Operating Supplies	Emergency Management Services	General Fund	140.00	3/5/2018
Fifth Third Bank	Conferences and Meetings	Development	General Fund	157.59	3/5/2018
Fifth Third Bank	Operating Supplies	Development	General Fund	211.81	3/5/2018
Fifth Third Bank	Computer Software- Non Capital	Development	General Fund	10.57	3/5/2018
Fifth Third Bank	Conferences and Meetings	Development	General Fund	1,388.80	3/5/2018
Fifth Third Bank	Fuel- Vehicles	Development	General Fund	23.94	3/5/2018
Fifth Third Bank	Internet	Other- Countywide Expenses	General Fund	686.47	3/5/2018
Fifth Third Bank	Internet	Other- Countywide Expenses	General Fund	1,629.02	3/5/2018
Fifth Third Bank	Miscellaneous Supplies	Other- Countywide Expenses	General Fund	429.79	3/5/2018
Fifth Third Bank	Miscellaneous Supplies	Other- Countywide Expenses	General Fund	39.95	3/5/2018
Fifth Third Bank	Conferences and Meetings	State's Attorney	Insurance Liability	20.89	3/5/2018
Fifth Third Bank	Conferences and Meetings	Information Technologies	Geographic Information Systems	2,499.00	3/5/2018
Fifth Third Bank	Conferences and Meetings	Information Technologies	Geographic Information Systems	2,775.00	3/5/2018
Fifth Third Bank	Computer Related Supplies	Information Technologies	Geographic Information Systems	19.95	3/5/2018
Fifth Third Bank	Conferences and Meetings	Other- Countywide Expenses	Judicial Technology Sales Tax	1,317.21	3/5/2018
Fifth Third Bank	Employee Training	Circuit Clerk	Court Document Storage	392.21	3/5/2018
Fifth Third Bank	Employee Training	Circuit Clerk	Court Document Storage	369.21	3/5/2018
Fifth Third Bank	Conferences and Meetings	Circuit Clerk	Circuit Clk Electronic Citation	392.21	3/5/2018
Fifth Third Bank	Office Supplies	Circuit Clerk	Circuit Clk Electronic Citation	29.97	3/5/2018
Fifth Third Bank	Conferences and Meetings	State's Attorney	Child Advocacy Center	2,835.00	3/5/2018
Fifth Third Bank	General Association Dues	State's Attorney	Child Advocacy Center	500.00	3/5/2018
Fifth Third Bank	Office Supplies	State's Attorney	Child Advocacy Center	10.48	3/5/2018
Fifth Third Bank	Conferences and Meetings	State's Attorney	Bad Check Restitution	833.39	3/5/2018
Fifth Third Bank	Office Supplies	State's Attorney	Bad Check Restitution	(14.38)	3/5/2018
Fifth Third Bank	Operating Supplies	State's Attorney	Drug Asset Forfeiture	1,930.22	3/5/2018
Fifth Third Bank	Books and Subscriptions	Law Library	Law Library	43.96	3/5/2018
Fifth Third Bank	Contractual/Consulting Services	Kane Comm	Kane Comm	17.91	3/5/2018
Fifth Third Bank	Repairs and Maint- Comm Equip	Kane Comm	Kane Comm	296.05	3/5/2018
Fifth Third Bank	Equipment Rental	Kane Comm	Kane Comm	231.91	3/5/2018
Fifth Third Bank	Conferences and Meetings	Kane Comm	Kane Comm	500.00	3/5/2018
Fifth Third Bank	Employee Training	Kane Comm	Kane Comm	525.00	3/5/2018
Fifth Third Bank	Drug Court Graduation Supplies	Court Services	Drug Court Special Resources	19.46	3/5/2018
Fifth Third Bank	Direct Cremation	Coroner	Coroner Administration	223.00	3/5/2018
Fifth Third Bank	Conferences and Meetings	Coroner	Coroner Administration	999.52	3/5/2018
Fifth Third Bank	Office Supplies	Coroner	Coroner Administration	146.30	3/5/2018
Fifth Third Bank	Operating Supplies	Coroner	Coroner Administration	313.05	3/5/2018
Fifth Third Bank	Operating Supplies	Coroner	Coroner Administration	460.87	3/5/2018
Fifth Third Bank	Veterinarian Services	Animal Control	Animal Control	277.48	3/5/2018
Fifth Third Bank	Repairs and Maint- Buildings	Animal Control	Animal Control	69.44	3/5/2018
Fifth Third Bank	Repairs and Maint- Vehicles	Animal Control	Animal Control	36.00	3/5/2018
Fifth Third Bank	Office Supplies	Animal Control	Animal Control	53.82	3/5/2018
Fifth Third Bank	Operating Supplies	Animal Control	Animal Control	75.96	3/5/2018
Fifth Third Bank	Animal Care Supplies	Animal Control	Animal Control	(388.88)	3/5/2018

**CLAIMS PAID REPORT MARCH 2018 SUBMITTED FOR COUNTY BOARD APPROVAL**

CLAIMANT/CREDITOR	NATURE OF CLAIM	OFFICIAL/DEPARTMENT	FUND	AMOUNT PAID	DATE PAID
Fifth Third Bank	Software Licensing Cost	Transportation	County Highway	59.57	3/5/2018
Fifth Third Bank	General Printing	Transportation	County Highway	176.79	3/5/2018
Fifth Third Bank	Conferences and Meetings	Transportation	County Highway	20.00	3/5/2018
Fifth Third Bank	Employee Training	Transportation	County Highway	80.00	3/5/2018
Fifth Third Bank	Office Supplies	Transportation	County Highway	1,050.62	3/5/2018
Fifth Third Bank	Operating Supplies	Transportation	County Highway	29.88	3/5/2018
Fifth Third Bank	Computer Hardware- Non Capital	Transportation	County Highway	1,624.47	3/5/2018
Fifth Third Bank	Vehicle Parts/Supplies	Transportation	Motor Fuel Local Option	12.68	3/5/2018
Fifth Third Bank	Equipment Parts/Supplies	Transportation	Motor Fuel Local Option	98.41	3/5/2018
Fifth Third Bank	Tools	Transportation	Motor Fuel Local Option	102.80	3/5/2018
Fifth Third Bank	Repairs and Maint- Buildings	Health	County Health	(235.77)	3/5/2018
Fifth Third Bank	Office Supplies	Health	County Health	178.97	3/5/2018
Fifth Third Bank	Books and Subscriptions	Health	County Health	20.00	3/5/2018
Fifth Third Bank	Operating Supplies	Health	County Health	170.00	3/5/2018
Fifth Third Bank	Conferences and Meetings	Health	County Health	825.96	3/5/2018
Fifth Third Bank	Employee Training	Health	County Health	1,187.94	3/5/2018
Fifth Third Bank	Computer Software- Non Capital	Health	County Health	24.00	3/5/2018
Fifth Third Bank	Conferences and Meetings	Health	County Health	150.00	3/5/2018
Fifth Third Bank	Contractual/Consulting Services	Health	County Health	16.50	3/5/2018
Fifth Third Bank	Operating Supplies	Health	County Health	121.49	3/5/2018
Fifth Third Bank	Operating Supplies	Health	Kane Kares	225.00	3/5/2018
Fifth Third Bank	General Association Dues	Veterans' Commission	Veterans' Commission	30.00	3/5/2018
Fifth Third Bank	Office Supplies	Veterans' Commission	Veterans' Commission	65.00	3/5/2018
Fifth Third Bank	Office Supplies	Development	Community Dev Block Program	36.86	3/5/2018
Fifth Third Bank	Conferences and Meetings	Development	HOME Program	127.37	3/5/2018
Fifth Third Bank	Conferences and Meetings	Development	Continuum of Care Planning Grant	2.49	3/5/2018
Fifth Third Bank	Conferences and Meetings	County Board	Farmland Preservation	840.00	3/5/2018
Fifth Third Bank	Prepaid Train Pass		Workforce Development	86.40	3/5/2018
Fifth Third Bank	Conferences and Meetings	WIOA 17	Workforce Development	66.35	3/5/2018
Fifth Third Bank	SS Other Supportive Services	WIOA 17	Workforce Development	59.00	3/5/2018
Fifth Third Bank	SS Other Supportive Services	WIOA Rapid Response 17	Workforce Development	(59.00)	3/5/2018
Fifth Third Bank	SS Other Supportive Services	WIOA Rapid Response 17	Workforce Development	59.00	3/5/2018
Fifth Third Bank	Conferences and Meetings	Environmental Management	Enterprise Surcharge	32.04	3/5/2018
Fifth Third Bank	General Association Dues	Environmental Management	Enterprise Surcharge	100.00	3/5/2018
Fifth Third Bank	Operating Supplies	Environmental Management	Enterprise Surcharge	61.74	3/5/2018
Fifth Third Bank	Books and Subscriptions	Environmental Management	Enterprise Surcharge	52.00	3/5/2018
Firestone Tire & Service Center	Repairs and Maint- Vehicles	Building Management	General Fund	808.61	3/5/2018
Firestone Tire & Service Center	Repairs and Maint- Vehicles	Court Services	General Fund	45.38	3/5/2018
First Baptist Church of Geneva, dba Chapelstreet	Entrance/Promotional Testing	Merit Commission	General Fund	250.00	3/5/2018
FleetPride Inc	Vehicle Parts/Supplies	Transportation	Motor Fuel Local Option	35.08	3/5/2018
Flexible Benefits Service Corporation	Healthcare Admin Services	Other- Countywide Expenses	Health Insurance Fund	1,020.00	3/5/2018
Flexible Benefits Service Corporation	Accrued Liabilities		Flexible Spending Account	16,493.28	3/5/2018
Fluorecycle, Inc.	Professional Services	Environmental Management	Enterprise Surcharge	220.15	3/5/2018
Follett Higher Education Group, Inc.	DT ITA	TAA 16	Workforce Development	915.25	3/5/2018
Follett Higher Education Group, Inc.	DT ITA	TAA 16	Workforce Development	348.00	3/5/2018



**CLAIMS PAID REPORT MARCH 2018 SUBMITTED FOR COUNTY BOARD APPROVAL**

CLAIMANT/CREDITOR	NATURE OF CLAIM	OFFICIAL/DEPARTMENT	FUND	AMOUNT PAID	DATE PAID
Force America, Inc.	Vehicle Parts/Supplies	Transportation	Motor Fuel Local Option	55.99	3/5/2018
Fox Valley Ford, Inc.	Repairs and Maint- Vehicles	Sheriff	General Fund	67.50	3/5/2018
Frank's Employment Inc (Frank's Temporaries)	Miscellaneous Contractual Exp	Judiciary and Courts	General Fund	136.50	3/5/2018
Fuller's Full Service Car Wash	Repairs and Maint- Vehicles	Building Management	General Fund	8.95	3/5/2018
G&K Services, Inc.	Uniform Supplies	Transportation	Motor Fuel Local Option	267.97	3/5/2018
G&K Services, Inc.	Uniform Supplies	Transportation	Motor Fuel Local Option	267.97	3/5/2018
G&K Services, Inc.	Uniform Supplies	Transportation	Motor Fuel Local Option	258.16	3/5/2018
G&K Services, Inc.	Uniform Supplies	Transportation	Motor Fuel Local Option	260.48	3/5/2018
G&K Services, Inc.	Uniform Supplies	Transportation	Motor Fuel Local Option	(3.47)	3/5/2018
G.L. Denson, Inc.	Per Diem Expense	Judiciary and Courts	General Fund	200.00	3/5/2018
G.W. Berkheimer Co., Inc.	Repairs and Maint- Buildings	Building Management	General Fund	32.58	3/5/2018
G4S Secure Integration LLC	Contractual/Consulting Services	Development	Mill Creek Special Service Area	3,386.36	3/5/2018
Gateway Foundation	Residential Treatment	Court Services	Drug Court Special Resources	11,900.00	3/5/2018
Gaylord Lockwood	SS Other Supportive Services	WIOA 17	Workforce Development	1,160.00	3/5/2018
GCC Midwest Inc (dba Green Community Connections)	Operating Supplies	Environmental Management	Stormwater Management	100.00	3/5/2018
Genesis Technologies Inc.	Computer Related Supplies	Court Services	General Fund	440.75	3/5/2018
Genesis Technologies Inc.	Computer Related Supplies	Court Services	General Fund	(274.10)	3/5/2018
Genesis Technologies Inc.	Computer Related Supplies	Court Services	General Fund	155.51	3/5/2018
Genesis Technologies Inc.	Computer Related Supplies	Court Services	General Fund	130.18	3/5/2018
Genesis Technologies Inc.	Computer Related Supplies	Kane Comm	Kane Comm	799.93	3/5/2018
Genesis Technologies Inc.	Office Supplies	Transportation	County Highway	87.86	3/5/2018
Gerald L. Heinz & Associates, Inc.	Engineering Services	Development	Cost Share Drainage	2,511.50	3/5/2018
Gordon Flesch Company Inc	Repairs and Maint- Copiers	Information Technologies	General Fund	24.21	3/5/2018
Gordon Flesch Company Inc	Repairs and Maint- Copiers	Information Technologies	General Fund	81.93	3/5/2018
Gordon Flesch Company Inc	Repairs and Maint- Equipment	Judiciary and Courts	General Fund	10.11	3/5/2018
Gordon Flesch Company Inc	Equipment Rental	Judiciary and Courts	General Fund	155.26	3/5/2018
Gordon Flesch Company Inc	Equipment Rental	Judiciary and Courts	General Fund	562.00	3/5/2018
Gordon Flesch Company Inc	Repairs and Maint- Copiers	Animal Control	Animal Control	26.31	3/5/2018
Grainger Inc	Repairs and Maint- Buildings	Building Management	General Fund	106.60	3/5/2018
Grainger Inc	Repairs and Maint- Buildings	Building Management	General Fund	51.80	3/5/2018
Grainger Inc	Repairs and Maint- Buildings	Transportation	County Highway	55.51	3/5/2018
Graybar (Electric Co Inc)	Repairs and Maint- Buildings	Building Management	General Fund	810.00	3/5/2018
Grundy-Kendall Regional Office of Education	Youth Supportive Services	WIOA 16	Workforce Development	30.00	3/5/2018
Grundy-Kendall Regional Office of Education	Miscellaneous Contractual Exp	WIOA 16	Workforce Development	5,601.03	3/5/2018
Grundy-Kendall Regional Office of Education	Youth Supportive Services	WIOA 16	Workforce Development	120.00	3/5/2018
Grundy-Kendall Regional Office of Education	Work Based Learning Activities	WIOA 16	Workforce Development	1,757.78	3/5/2018
Grundy-Kendall Regional Office of Education	Youth Supportive Services	WIOA 16	Workforce Development	120.00	3/5/2018
Grundy-Kendall Regional Office of Education	Work Based Learning Activities	WIOA 17	Workforce Development	2,090.01	3/5/2018
Grundy-Kendall Regional Office of Education	Miscellaneous Contractual Exp	WIOA 17	Workforce Development	2,586.33	3/5/2018
Habitat for Humanity of Northern Fox Valley	Grant Expense	Development	Neighborhood Stabilization Progr	90,482.18	3/5/2018
Hampton Lenzi & Renwick, Inc. (HLR)	Engineering Services	Transportation	Motor Fuel Local Option	3,120.00	3/5/2018
Hanson Professional Services Inc	Engineering Services	Transportation	Transportation Capital	4,417.64	3/5/2018
Havlicek Geneva Ace Hardware LLC	Repairs and Maint- Buildings	Building Management	General Fund	7.90	3/5/2018
Havlicek Geneva Ace Hardware LLC	Repairs and Maint- Buildings	Building Management	General Fund	5.39	3/5/2018
Healthcare Waste Management Inc	Disposal and Water Softener Svcs	Health	County Health	44.75	3/5/2018

**CLAIMS PAID REPORT MARCH 2018 SUBMITTED FOR COUNTY BOARD APPROVAL**

CLAIMANT/CREDITOR	NATURE OF CLAIM	OFFICIAL/DEPARTMENT	FUND	AMOUNT PAID	DATE PAID
Heidi Files	Employee Mileage Expense	Transportation	County Highway	49.05	3/5/2018
Heidi Files	Office Supplies	Transportation	County Highway	10.99	3/5/2018
Helen M. Kavlock	DT ITA	WIOA 17	Workforce Development	742.75	3/5/2018
Heliana Hernandez	Employee Mileage Expense	Health	Kane Kares	39.14	3/5/2018
HIPP Temporary Staffing Inc	Contractual/Consulting Services	Information Technologies	General Fund	2,870.70	3/5/2018
HIPP Temporary Staffing Inc	Communications Equipment	Other- Countywide Expenses	Public Safety Sales Tax	231.00	3/5/2018
H-O-H Water Technology, Inc.	Repairs and Maint- Buildings	Building Management	General Fund	1,198.65	3/5/2018
H-O-H Water Technology, Inc.	Repairs and Maint- Buildings	Transportation	County Highway	401.59	3/5/2018
HP Products (PCS Industries)	Repairs and Maint- Buildings	Building Management	General Fund	116.04	3/5/2018
HP Products (PCS Industries)	Cleaning Supplies	Building Management	General Fund	36.62	3/5/2018
HP Products (PCS Industries)	Cleaning Supplies	Building Management	General Fund	78.62	3/5/2018
HP Products (PCS Industries)	Cleaning Supplies	Building Management	General Fund	275.80	3/5/2018
HP Products (PCS Industries)	Buildings and Grounds Supplies	Transportation	County Highway	362.80	3/5/2018
HP Products (PCS Industries)	Buildings and Grounds Supplies	Transportation	County Highway	176.36	3/5/2018
ILLCO INC	Repairs and Maint- Buildings	Building Management	General Fund	(666.45)	3/5/2018
ILLCO INC	Repairs and Maint- Buildings	Building Management	General Fund	238.32	3/5/2018
ILLCO INC	Repairs and Maint- Buildings	Building Management	General Fund	127.63	3/5/2018
ILLCO INC	Repairs and Maint- Buildings	Building Management	General Fund	265.01	3/5/2018
ILLCO INC	Repairs and Maint- Buildings	Building Management	General Fund	79.31	3/5/2018
Illinois Coroners & Medical Examiners Assn (ICMEA)	Operating Supplies	Coroner	Coroner Administration	700.00	3/5/2018
Illinois Department of Employment Security	Unemployment Claims	Human Resource Management	Insurance Liability	16,779.00	3/5/2018
Illinois Institute for Continuing Legal Education	Books and Subscriptions	Law Library	Law Library	127.50	3/5/2018
Illinois Institute for Continuing Legal Education	Books and Subscriptions	Law Library	Law Library	71.25	3/5/2018
Illinois Institute for Continuing Legal Education	Books and Subscriptions	Law Library	Law Library	104.25	3/5/2018
Illinois Institute for Continuing Legal Education	Books and Subscriptions	Law Library	Law Library	123.75	3/5/2018
Illinois Institute for Continuing Legal Education	Books and Subscriptions	Law Library	Law Library	78.75	3/5/2018
Illinois Institute for Continuing Legal Education	Books and Subscriptions	Law Library	Law Library	60.00	3/5/2018
Illinois Public Works Mutual Aid Network (IPWMAN)	General Association Dues	Transportation	County Highway	500.00	3/5/2018
Illinois Workers Compensation Commission	Workers Compensation	Human Resource Management	Insurance Liability	2,363.81	3/5/2018
Image Awards Engraving & Creative Keepsakes	Operating Supplies	Court Services	General Fund	10.00	3/5/2018
Image Awards Engraving & Creative Keepsakes	Operating Supplies	Development	General Fund	42.00	3/5/2018
Image-Pro Services & Supplies Inc	Repairs and Maint- Copiers	Treasurer/Collector	General Fund	368.24	3/5/2018
Image-Pro Services & Supplies Inc	Computer Related Supplies	Circuit Clerk	Court Document Storage	824.73	3/5/2018
Image-Pro Services & Supplies Inc	Computer Related Supplies	Circuit Clerk	Court Document Storage	1,149.61	3/5/2018
Impact Networking, LLC	Repairs and Maint- Copiers	County Board	General Fund	16.00	3/5/2018
Impact Networking, LLC	Repairs and Maint- Copiers	State's Attorney	General Fund	1,040.18	3/5/2018
Impact Networking, LLC	Repairs and Maint- Copiers	Public Defender	General Fund	74.00	3/5/2018
Impact Networking, LLC	Repairs and Maint- Copiers	Public Defender	General Fund	74.00	3/5/2018
Impact Networking, LLC	Repairs and Maint- Copiers	Sheriff	General Fund	15.00	3/5/2018
Impact Networking, LLC	Repairs and Maint- Copiers	Sheriff	General Fund	57.55	3/5/2018
Impact Networking, LLC	Repairs and Maint- Copiers	Sheriff	General Fund	173.49	3/5/2018
Impact Networking, LLC	Repairs and Maint- Copiers	State's Attorney	Insurance Liability	87.45	3/5/2018
Impact Networking, LLC	Repairs and Maint- Copiers	Circuit Clerk	Court Document Storage	59.16	3/5/2018
Impact Networking, LLC	Repairs and Maint- Copiers	State's Attorney	Child Advocacy Center	174.90	3/5/2018
Impact Networking, LLC	Repairs and Maint- Copiers	Transportation	County Highway	28.00	3/5/2018

**CLAIMS PAID REPORT MARCH 2018 SUBMITTED FOR COUNTY BOARD APPROVAL**

CLAIMANT/CREDITOR	NATURE OF CLAIM	OFFICIAL/DEPARTMENT	FUND	AMOUNT PAID	DATE PAID
Inclusion Solutions LLC	Operating Supplies	County Clerk	General Fund	118.90	3/5/2018
Inclusion Solutions LLC	Operating Supplies	County Clerk	General Fund	315.95	3/5/2018
Industrial Maintenance Services	Contractual/Consulting Services	Development	Mill Creek Special Service Area	60.00	3/5/2018
Inmagic Canada Software	Miscellaneous Contractual Exp	Law Library	Law Library	3,714.00	3/5/2018
Interlate Systems Inc	Contractual/Consulting Services	Judiciary and Courts	General Fund	1,080.82	3/5/2018
Interlate Systems Inc	Contractual/Consulting Services	Judiciary and Courts	General Fund	137.00	3/5/2018
Interlate Systems Inc	Contractual/Consulting Services	Judiciary and Courts	General Fund	959.02	3/5/2018
Interlate Systems Inc	Contractual/Consulting Services	Judiciary and Courts	General Fund	793.26	3/5/2018
Interlate Systems Inc	Contractual/Consulting Services	Judiciary and Courts	General Fund	869.39	3/5/2018
Interlate Systems Inc	Contractual/Consulting Services	Judiciary and Courts	General Fund	1,077.90	3/5/2018
Interlate Systems Inc	Contractual/Consulting Services	Judiciary and Courts	General Fund	1,080.81	3/5/2018
Interlate Systems Inc	Contractual/Consulting Services	Judiciary and Courts	General Fund	1,098.85	3/5/2018
Interlate Systems Inc	Contractual/Consulting Services	Judiciary and Courts	General Fund	1,123.44	3/5/2018
Iron Mountain Information Management, LLC	Contractual/Consulting Services	Information Technologies	General Fund	561.08	3/5/2018
irth Solutions, LLC (Bytronics)	Software Licensing Cost	Transportation	County Highway	200.00	3/5/2018
IT-Stability Systems, LLC	Contractual/Consulting Services	Recorder	Recorder's Automation	22,000.00	3/5/2018
J & K Consultants, Inc.	Healthcare - Medical Expense Reimbursement	Other- Countywide Expenses	Health Insurance Fund	4,285.95	3/5/2018
Jacob Zimmerman	Employee Mileage Expense	Veterans' Commission	Veterans' Commission	27.47	3/5/2018
Jacqueline Forbes	Conferences and Meetings	Transportation	County Highway	192.71	3/5/2018
Jacqueline Forbes	Employee Mileage Expense	Transportation	County Highway	23.82	3/5/2018
Jacqueline Forbes	Cellular Phone	Transportation	County Highway	40.00	3/5/2018
Jaime Rivera	DT ITA	WIOA 17	Workforce Development	86.50	3/5/2018
James Publishing, Inc.	Books and Subscriptions	Law Library	Law Library	194.60	3/5/2018
Jeanine Fassnacht	Court Reporter Costs	State's Attorney	General Fund	348.00	3/5/2018
Jennifer Becker	Conferences and Meetings	Transportation	County Highway	101.57	3/5/2018
Jennifer Becker	Employee Mileage Expense	Transportation	County Highway	43.74	3/5/2018
Jennifer Becker	Cellular Phone	Transportation	County Highway	80.00	3/5/2018
Jennifer L. Joyce	Per Diem Expense	Judiciary and Courts	General Fund	44.00	3/5/2018
Jennifer L. Joyce	Court Reporter Costs	State's Attorney	General Fund	39.00	3/5/2018
Jennifer O'Connell	Office Supplies	Transportation	County Highway	150.00	3/5/2018
Jill S. Boynton	Employee Mileage Expense	Circuit Clerk	General Fund	68.13	3/5/2018
Jim Capparelli	Employee Mileage Expense	Circuit Clerk	General Fund	79.57	3/5/2018
Joe Keim Land Corp.	Highway Right of Way	Transportation	South Impact Fees	337,984.20	3/5/2018
John Emerson	Employee Mileage Expense	County Clerk	General Fund	46.54	3/5/2018
John F. Harahan	Accrued Liabilities		911 Emergency Surcharge	1,280.00	3/5/2018
John Zakosek	Office Furniture	Other- Countywide Expenses	Capital Projects	629.93	3/5/2018
Jose C. Ramirez	Highway Right of Way	Transportation	Transportation Sales Tax	300.00	3/5/2018
Jose N. Chavarria	SS Transportation Assistance	WIOA 17	Workforce Development	241.28	3/5/2018
Josefina Arredondo	SS Transportation Assistance	WIOA 17	Workforce Development	340.37	3/5/2018
Joseph Holleman	SS Transportation Assistance	WIOA 17	Workforce Development	131.85	3/5/2018
Juan Magana	Employee Mileage Expense	Health	County Health	330.79	3/5/2018
Judith M. Zwart	Employee Mileage Expense	Health	County Health	62.02	3/5/2018
Just In Time Sandwich & Deli Inc	Jurors' Expense	Judiciary and Courts	General Fund	984.40	3/5/2018
Just In Time Sandwich & Deli Inc	Conferences and Meetings	Judiciary and Courts	General Fund	187.00	3/5/2018
Just In Time Sandwich & Deli Inc	Conferences and Meetings	Judiciary and Courts	General Fund	179.27	3/5/2018

**CLAIMS PAID REPORT MARCH 2018 SUBMITTED FOR COUNTY BOARD APPROVAL**

CLAIMANT/CREDITOR	NATURE OF CLAIM	OFFICIAL/DEPARTMENT	FUND	AMOUNT PAID	DATE PAID
Just In Time Sandwich & Deli Inc	Conferences and Meetings	Judiciary and Courts	General Fund	12.00	3/5/2018
Kane County Chiefs of Police Association	General Association Dues	Circuit Clerk	Circuit Clk Electronic Citation	40.00	3/5/2018
Kane County Chiefs of Police Association	General Association Dues	Circuit Clerk	Circuit Clk Electronic Citation	40.00	3/5/2018
Kane County Chiefs of Police Association	General Association Dues	Circuit Clerk	Circuit Clk Electronic Citation	40.00	3/5/2018
Kane County Clerk	Operating Supplies	County Clerk	Vital Records Automation	320.00	3/5/2018
Kara Botello	Contractual/Consulting Services	Judiciary and Courts	General Fund	3,360.00	3/5/2018
Karen Ann Miller	Employee Mileage Expense	Development	General Fund	85.62	3/5/2018
Kenneth N. Anderson	Conferences and Meetings	Environmental Management	Stormwater Management	300.84	3/5/2018
Kenneth N. Anderson	Employee Mileage Expense	Environmental Management	Stormwater Management	76.30	3/5/2018
Kerber, Eck, & Braeckel (KEB)	Professional Services	WIOA 17	Workforce Development	2,341.75	3/5/2018
Kevin Majerchin	SS Transportation Assistance	TAA 16	Workforce Development	90.24	3/5/2018
KINNELL J SNOWDEN	Employee Mileage Expense	Health	County Health	54.50	3/5/2018
Knight, Hoppe, Kurnik & Knight, Ltd.	Legal Services	State's Attorney	Insurance Liability	2,384.00	3/5/2018
Knight, Hoppe, Kurnik & Knight, Ltd.	Legal Services	State's Attorney	Insurance Liability	3,508.00	3/5/2018
Kobald Reporting Inc	Court Reporter Costs	State's Attorney	General Fund	7.00	3/5/2018
Konica Minolta Business Solutions	Repairs and Maint- Copiers	Treasurer/Collector	General Fund	102.07	3/5/2018
Kristina Bowen	Employee Mileage Expense	Health	County Health	26.73	3/5/2018
Kurtis S. Moore	SS Transportation Assistance	WIOA 17	Workforce Development	152.01	3/5/2018
Lake County Health Department	Residential Treatment	Court Services	Drug Court Special Resources	2,400.00	3/5/2018
Lake County Health Department	Residential Treatment	Court Services	Drug Court Special Resources	12,000.00	3/5/2018
Laner Muchin Ltd	Contractual/Consulting Services	Human Resource Management	Insurance Liability	9,455.15	3/5/2018
Laner Muchin Ltd	Contractual/Consulting Services	Human Resource Management	Insurance Liability	9,254.17	3/5/2018
Laner Muchin Ltd	Legal Services	Court Services	Probation Services	87.50	3/5/2018
Language Line Services	Contractual/Consulting Services	Court Services	Probation Services	369.33	3/5/2018
Lanter Distributing LLC	Food	Court Services	General Fund	4.05	3/5/2018
Lason MPB / HOV Services LLC	Operating Supplies	Recorder	Recorder's Automation	327.53	3/5/2018
Latino Family Services, P.C.	Psychological/Psychiatric Srvs	Court Services	Probation Services	200.00	3/5/2018
Law Bulletin Publishing Co	Books and Subscriptions	Law Library	Law Library	67.00	3/5/2018
LBR Psychological Consultants	Psychological/Psychiatric Srvs	Judiciary and Courts	General Fund	2,250.00	3/5/2018
Leigha Griswold	Employee Mileage Expense	Health	County Health	54.78	3/5/2018
Leigha Griswold	Employee Mileage Expense	Health	County Health	7.09	3/5/2018
Leigha Griswold	Employee Mileage Expense	Health	County Health	8.72	3/5/2018
LexisNexis	Miscellaneous Contractual Exp	Law Library	Law Library	927.00	3/5/2018
LexisNexis	Miscellaneous Contractual Exp	Law Library	Law Library	1,276.00	3/5/2018
LexisNexis	Miscellaneous Contractual Exp	Law Library	Law Library	927.00	3/5/2018
LexisNexis	Miscellaneous Contractual Exp	Law Library	Law Library	1,276.00	3/5/2018
LexisNexis	Miscellaneous Contractual Exp	Law Library	Law Library	1,276.00	3/5/2018
LexisNexis	Miscellaneous Contractual Exp	Law Library	Law Library	927.00	3/5/2018
LexisNexis Matthew Bender	Books and Subscriptions	Law Library	Law Library	154.43	3/5/2018
LexisNexis Matthew Bender	Books and Subscriptions	Law Library	Law Library	397.47	3/5/2018
Linda Sullivan	Employee Mileage Expense	Circuit Clerk	General Fund	18.53	3/5/2018
Lindsay Phillips	Employee Mileage Expense	Circuit Clerk	General Fund	5.45	3/5/2018
Lisa Bloom	Employee Mileage Expense	Health	Kane Kares	40.33	3/5/2018
Lisa Court Reporting Inc	Court Reporter Costs	State's Attorney	General Fund	1,248.00	3/5/2018
Liz Swanson	Employee Mileage Expense	Health	County Health	20.89	3/5/2018

**CLAIMS PAID REPORT MARCH 2018 SUBMITTED FOR COUNTY BOARD APPROVAL**

CLAIMANT/CREDITOR	NATURE OF CLAIM	OFFICIAL/DEPARTMENT	FUND	AMOUNT PAID	DATE PAID
Lori Sarro - Lowe	Employee Mileage Expense	Health	County Health	16.35	3/5/2018
Magda N. Ballines	SS Transportation Assistance	TAA 16	Workforce Development	288.20	3/5/2018
Major Appliance Service Inc	Repairs and Maint- Equipment	Court Services	General Fund	482.80	3/5/2018
Mansfield Oil Company of Gainesville, Inc	Fuel- Vehicles	Transportation	County Highway	7,592.86	3/5/2018
Mansfield Oil Company of Gainesville, Inc	Fuel- Vehicles	Transportation	County Highway	6,950.41	3/5/2018
Maple Park Trucking Inc	Janitorial Services	Building Management	General Fund	100.00	3/5/2018
Maple Park Trucking Inc	Repairs and Maintenance- Roads	Building Management	General Fund	1,930.00	3/5/2018
Maple Park Trucking Inc	Repairs and Maintenance- Roads	Building Management	General Fund	2,105.00	3/5/2018
Maple Park Trucking Inc	Repairs and Maintenance- Roads	Building Management	General Fund	225.00	3/5/2018
Maple Park Trucking Inc	Repairs and Maintenance- Roads	Building Management	General Fund	2,025.00	3/5/2018
Maple Park Trucking Inc	Repairs and Maintenance- Roads	Building Management	General Fund	1,930.00	3/5/2018
Maple Park Trucking Inc	Repairs and Maint- Buildings	Building Management	General Fund	1,455.00	3/5/2018
Maple Park Trucking Inc	Repairs and Maintenance- Roads	Building Management	General Fund	485.00	3/5/2018
Maple Park Trucking Inc	Repairs and Maintenance- Roads	Building Management	General Fund	560.00	3/5/2018
Maple Park Trucking Inc	Repairs and Maintenance- Roads	Building Management	General Fund	156.25	3/5/2018
Maple Park Trucking Inc	Repairs and Maintenance- Roads	Building Management	General Fund	825.00	3/5/2018
Maple Park Trucking Inc	Repairs and Maintenance- Roads	Building Management	General Fund	485.00	3/5/2018
Maple Park Trucking Inc	Repairs and Maintenance- Roads	Building Management	General Fund	50.00	3/5/2018
Maple Park Trucking Inc	Repairs and Maintenance- Roads	Building Management	General Fund	485.00	3/5/2018
Maple Park Trucking Inc	Repairs and Maintenance- Roads	Building Management	General Fund	1,480.00	3/5/2018
Maple Park Trucking Inc	Repairs and Maintenance- Roads	Building Management	General Fund	1,605.00	3/5/2018
Maple Park Trucking Inc	Repairs and Maintenance- Roads	Building Management	General Fund	350.00	3/5/2018
Maple Park Trucking Inc	Repairs and Maintenance- Roads	Building Management	General Fund	350.00	3/5/2018
Maple Park Trucking Inc	Repairs and Maintenance- Roads	Building Management	General Fund	2,050.00	3/5/2018
Maple Park Trucking Inc	Repairs and Maintenance- Roads	Building Management	General Fund	1,480.00	3/5/2018
Maple Park Trucking Inc	Repairs and Maintenance- Roads	Building Management	General Fund	1,480.00	3/5/2018
Maple Park Trucking Inc	Repairs and Maintenance- Roads	Building Management	General Fund	635.00	3/5/2018
Maple Park Trucking Inc	Repairs and Maintenance- Roads	Building Management	General Fund	735.00	3/5/2018
Maple Park Trucking Inc	Repairs and Maintenance- Roads	Building Management	General Fund	156.25	3/5/2018
Maple Park Trucking Inc	Repairs and Maintenance- Roads	Building Management	General Fund	1,000.00	3/5/2018
Maple Park Trucking Inc	Repairs and Maintenance- Roads	Building Management	General Fund	635.00	3/5/2018
Maple Park Trucking Inc	Repairs and Maintenance- Roads	Building Management	General Fund	50.00	3/5/2018
Maple Park Trucking Inc	Repairs and Maintenance- Roads	Building Management	General Fund	635.00	3/5/2018
Margaret E Steinberg	Court Reporter Costs	State's Attorney	General Fund	48.00	3/5/2018
Maria A. Castillo	Contractual/Consulting Services	Judiciary and Courts	General Fund	686.00	3/5/2018
Maria E. Herrera	Employee Mileage Expense	Treasurer/Collector	General Fund	87.34	3/5/2018
Maria Rodriguez	Contractual/Consulting Services	Judiciary and Courts	General Fund	784.00	3/5/2018
Mariann L Busch	Per Diem Expense	Judiciary and Courts	General Fund	200.00	3/5/2018
Marisol Akin	Contractual/Consulting Services	Judiciary and Courts	General Fund	56.00	3/5/2018
Martin Implement Sales Inc	Equipment Parts/Supplies	Transportation	Motor Fuel Local Option	99.56	3/5/2018
Martin Implement Sales Inc	Building Improvements	Other- Countywide Expenses	Capital Projects	36,734.97	3/5/2018
Mary A Trezzo	Per Diem Expense	Judiciary and Courts	General Fund	68.00	3/5/2018
Mary A Trezzo	Court Reporter Costs	State's Attorney	General Fund	8.50	3/5/2018
MaryJo D'Avola	Per Diem Expense	Judiciary and Courts	General Fund	100.00	3/5/2018
Matthew J. Homer	Employee Mileage Expense	County Clerk	General Fund	265.42	3/5/2018



**CLAIMS PAID REPORT MARCH 2018 SUBMITTED FOR COUNTY BOARD APPROVAL**

CLAIMANT/CREDITOR	NATURE OF CLAIM	OFFICIAL/DEPARTMENT	FUND	AMOUNT PAID	DATE PAID
MCI	Telephone	Operating Pool	Workforce Development	42.99	3/5/2018
Meade Inc.	Accrued Liabilities		Township Motor Fuel	175.00	3/5/2018
Mechanical, Inc.	Repairs and Maint- Buildings	Building Management	General Fund	777.80	3/5/2018
Mechanical, Inc.	Repairs and Maint- Buildings	Building Management	General Fund	188.90	3/5/2018
Mechanical, Inc.	Repairs and Maint- Buildings	Building Management	General Fund	566.70	3/5/2018
Mechanical, Inc.	Repairs and Maint- Buildings	Building Management	General Fund	188.90	3/5/2018
Mechanical, Inc.	Repairs and Maint- Buildings	Building Management	General Fund	4,608.14	3/5/2018
Mechanical, Inc.	Repairs and Maint- Buildings	Building Management	General Fund	1,172.00	3/5/2018
Mechanical, Inc.	Repairs and Maint- Buildings	Building Management	General Fund	1,322.30	3/5/2018
Mechanical, Inc.	Contractual/Consulting Services	Other- Countywide Expenses	Capital Projects	9,400.00	3/5/2018
Menards, Inc.	Repairs and Maint- Buildings	Building Management	General Fund	203.96	3/5/2018
Menards, Inc.	Repairs and Maint- Buildings	Building Management	General Fund	165.12	3/5/2018
Menards, Inc.	Repairs and Maint- Buildings	Building Management	General Fund	97.33	3/5/2018
Menards, Inc.	Repairs and Maint- Buildings	Building Management	General Fund	25.31	3/5/2018
Menards, Inc.	Operating Supplies	County Clerk	General Fund	63.73	3/5/2018
Menards, Inc.	Repairs and Maintenance- Roads	Transportation	Motor Fuel Local Option	29.67	3/5/2018
Menards, Inc.	Repairs and Maintenance- Roads	Transportation	Motor Fuel Local Option	(3.47)	3/5/2018
Merial, Inc.	Animal Care Supplies	Animal Control	Animal Control	619.20	3/5/2018
Michael Kuzniar	DT ITA	WIOA 17	Workforce Development	827.44	3/5/2018
Michelle Brandeis	DT ITA	WIOA 17	Workforce Development	50.00	3/5/2018
Mid-West Protective Service Inc	Miscellaneous Contractual Exp	Judiciary and Courts	General Fund	778.14	3/5/2018
Midwest Veterinary Supply Inc	Operating Supplies	Animal Control	Animal Control	375.04	3/5/2018
Midwest Veterinary Supply Inc	Animal Care Supplies	Animal Control	Animal Control	130.62	3/5/2018
Midwest Veterinary Supply Inc	Cleaning Supplies	Animal Control	Animal Control	164.25	3/5/2018
Mill Creek Water Reclamation District	Utilities- Intersect Lighting	Development	Mill Creek Special Service Area	8.00	3/5/2018
Mitra B. Kalelkar	Autopsies/Consulting	Coroner	General Fund	7,050.00	3/5/2018
Mitra B. Kalelkar	Autopsies/Consulting	Coroner	General Fund	11,250.00	3/5/2018
Multi-Health Systems Inc-MHS	Testing Materials	Court Services	General Fund	700.48	3/5/2018
Myrna Guerrero	SS Transportation Assistance	WIOA 17	Workforce Development	204.92	3/5/2018
Nancy Campeggio	Employee Mileage Expense	Circuit Clerk	General Fund	54.50	3/5/2018
NAT Tech Inc. (National Technologies NTI)	Communications Equipment	Other- Countywide Expenses	Public Safety Sales Tax	3,874.00	3/5/2018
Natalie Hall	Miscellaneous Contractual Exp	Coroner	Coroner Administration	1,000.00	3/5/2018
Natalie Hall	Operating Supplies	Coroner	Coroner Administration	700.00	3/5/2018
Nathaniel Johnson	Employee Mileage Expense	Veterans' Commission	Veterans' Commission	47.32	3/5/2018
Nichols and Molinder Assessment Inc.	Testing Materials	Court Services	General Fund	35.00	3/5/2018
Nicor Gas	Utilities- Natural Gas	Building Management	General Fund	146.46	3/5/2018
Nicor Gas	Utilities- Natural Gas	Building Management	General Fund	332.28	3/5/2018
Nicor Gas	Utilities- Natural Gas	Building Management	General Fund	726.58	3/5/2018
Nicor Gas	Utilities- Natural Gas	Building Management	General Fund	394.15	3/5/2018
Nicor Gas	Utilities- Natural Gas	Building Management	General Fund	164.45	3/5/2018
Nicor Gas	Utilities- Intersect Lighting	Development	Mill Creek Special Service Area	85.55	3/5/2018
NMS Labs	Toxicology Expense	Coroner	General Fund	4,854.25	3/5/2018
Noe Garcia	SS Transportation Assistance	WIOA 17	Workforce Development	200.99	3/5/2018
North East Multi-Regional Training Inc	Employee Training	Sheriff	General Fund	50.00	3/5/2018
Northbrook College of Healthcare Inc. LLC	DT ITA	WIOA 17	Workforce Development	2,298.00	3/5/2018

**CLAIMS PAID REPORT MARCH 2018 SUBMITTED FOR COUNTY BOARD APPROVAL**

CLAIMANT/CREDITOR	NATURE OF CLAIM	OFFICIAL/DEPARTMENT	FUND	AMOUNT PAID	DATE PAID
Obaid Ibrahim	SS Transportation Assistance	WIOA 17	Workforce Development	195.12	3/5/2018
Olivia Quintero	DT ITA	TAA 16	Workforce Development	74.34	3/5/2018
One Hope United	Psychological/Psychiatric Srvs	Court Services	General Fund	36,047.66	3/5/2018
One Hope United	Psychological/Psychiatric Srvs	Court Services	Probation Services	6,902.50	3/5/2018
One Hope United	Psychological/Psychiatric Srvs	Court Services	Probation Services	2,832.00	3/5/2018
Ottosen Britz Kelly Cooper Gilbert & Dinolfo, Ltd	Legal Services	Development	Mill Creek Special Service Area	480.00	3/5/2018
Pacific Interpreters	Contractual/Consulting Services	Health	County Health	88.50	3/5/2018
Pacific Interpreters	Contractual/Consulting Services	Health	County Health	(3.00)	3/5/2018
Paddock Publications (Daily Herald)	Legal Printing	Development	General Fund	249.55	3/5/2018
Paddock Publications (Daily Herald)	Legal Printing	Development	Community Dev Block Program	75.90	3/5/2018
Paddock Publications (Daily Herald)	Legal Printing	Development	Community Dev Block Program	43.70	3/5/2018
Paddock Publications (Daily Herald)	Legal Printing	Development	Community Dev Block Program	26.45	3/5/2018
Paddock Publications (Daily Herald)	Legal Printing	Development	Elgin CDBG	57.50	3/5/2018
Paddock Publications (Daily Herald)	Legal Printing	Development	Elgin CDBG	43.70	3/5/2018
Paddock Publications (Daily Herald)	Legal Printing	Development	Elgin CDBG	26.45	3/5/2018
Paddock Publications (Daily Herald)	Legal Printing	WIOA 16	Workforce Development	11.20	3/5/2018
Paddock Publications (Daily Herald)	Legal Printing	WIOA 16	Workforce Development	33.65	3/5/2018
Paddock Publications (Daily Herald)	Legal Printing	WIOA 17	Workforce Development	34.50	3/5/2018
Paddock Publications (Daily Herald)	General Printing	Environmental Management	Enterprise Surcharge	390.00	3/5/2018
Pathways Community Network Institue	Contractual/Consulting Services	Development	Homeless Management Info Systems	1,649.97	3/5/2018
Pathways Community Network Institue	Contractual/Consulting Services	Development	Homeless Management Info Systems	3,523.98	3/5/2018
Patricia J. Marco	Contractual/Consulting Services	Development	Growing for Kane	500.00	3/5/2018
Paul Guistolise MS	Contractual/Consulting Services	Court Services	General Fund	300.00	3/5/2018
Paul Guistolise MS	Contractual/Consulting Services	Court Services	General Fund	300.00	3/5/2018
Paul M. Suffredin	SS Transportation Assistance	WIOA 17	Workforce Development	87.24	3/5/2018
Pearson Assessments (NCS Pearson Inc.)	Testing Materials	Court Services	General Fund	150.00	3/5/2018
Pearson Assessments (NCS Pearson Inc.)	Testing Materials	Court Services	General Fund	125.10	3/5/2018
Pearson Assessments (NCS Pearson Inc.)	Testing Materials	Court Services	General Fund	377.36	3/5/2018
Penny Lange	Employee Mileage Expense	Circuit Clerk	General Fund	57.77	3/5/2018
Peoplelink Staffing Solutions (Agency Staffing)	Contractual/Consulting Services	Health	County Health	1,184.74	3/5/2018
Peoplelink Staffing Solutions (Agency Staffing)	Contractual/Consulting Services	Health	County Health	1,104.69	3/5/2018
PESI, Inc (Professional Education System) (CMI Ed)	Employee Training	Court Services	General Fund	189.99	3/5/2018
PESI, Inc (Professional Education System) (CMI Ed)	Employee Training	Court Services	General Fund	799.96	3/5/2018
PESI, Inc (Professional Education System) (CMI Ed)	Employee Training	Court Services	General Fund	189.99	3/5/2018
Petty Cash-Sheriff	Operating Supplies	Sheriff	General Fund	56.89	3/5/2018
Petty Cash-Sheriff	Food	Sheriff	General Fund	61.99	3/5/2018
PF Pettibone & Co	Uniform Supplies	Sheriff	General Fund	10.85	3/5/2018
Phoenix Staffing & Management Systems	Project Administration Services	Human Resource Management	General Fund	1,240.04	3/5/2018
Phoenix Staffing & Management Systems	Project Administration Services	Human Resource Management	General Fund	1,453.84	3/5/2018
Pitney Bowes Inc	Postage	Other- Countywide Expenses	General Fund	466.80	3/5/2018
Planet Depos, LLC	Election Services	County Clerk	General Fund	215.00	3/5/2018
Presence Mercy Medical Center (Provena)	X-Rays	Health	County Health	27.00	3/5/2018
Priority Products, Inc.	Equipment Parts/Supplies	Transportation	Motor Fuel Local Option	780.00	3/5/2018
Priority Products, Inc.	Equipment Parts/Supplies	Transportation	Motor Fuel Local Option	560.97	3/5/2018
Priority Products, Inc.	Equipment Parts/Supplies	Transportation	Motor Fuel Local Option	534.19	3/5/2018

**CLAIMS PAID REPORT MARCH 2018 SUBMITTED FOR COUNTY BOARD APPROVAL**

CLAIMANT/CREDITOR	NATURE OF CLAIM	OFFICIAL/DEPARTMENT	FUND	AMOUNT PAID	DATE PAID
Priority Products, Inc.	Equipment Parts/Supplies	Transportation	Motor Fuel Local Option	262.89	3/5/2018
Priority Products, Inc.	Equipment Parts/Supplies	Transportation	Motor Fuel Local Option	170.33	3/5/2018
Producers Chemical Company	Buildings and Grounds Supplies	Transportation	County Highway	42.50	3/5/2018
Quill Corporation	Office Supplies	Court Services	General Fund	54.99	3/5/2018
Quill Corporation	Office Supplies	Court Services	General Fund	9.49	3/5/2018
Quill Corporation	Office Supplies	Emergency Management Services	General Fund	133.98	3/5/2018
Quill Corporation	Office Supplies	Development	General Fund	253.81	3/5/2018
R. Harlan Paydon Trust	Highway Right of Way	Transportation	Central Impact Fees	104,000.00	3/5/2018
Rachel J. Hess	Court Appointed Counsel	Judiciary and Courts	General Fund	3,250.00	3/5/2018
Randy K. Johnson	Court Appointed Counsel	Judiciary and Courts	General Fund	780.00	3/5/2018
Randy Paul Sundell	Employee Mileage Expense	Health	County Health	98.66	3/5/2018
Rasmussen College	DT ITA	WIOA 17	Workforce Development	45.00	3/5/2018
Rasmussen College	DT ITA	TAA 16	Workforce Development	4,107.75	3/5/2018
Ray O'Herron Co., Inc.	Uniform Supplies	Sheriff	General Fund	(60.98)	3/5/2018
Ray O'Herron Co., Inc.	Uniform Supplies	Sheriff	General Fund	18.95	3/5/2018
Ray O'Herron Co., Inc.	Uniform Supplies	Sheriff	General Fund	18.95	3/5/2018
Ray O'Herron Co., Inc.	Uniform Supplies	Sheriff	General Fund	81.95	3/5/2018
Ray O'Herron Co., Inc.	Uniform Supplies	Sheriff	General Fund	556.86	3/5/2018
Ray O'Herron Co., Inc.	Uniform Supplies	Sheriff	General Fund	1,197.88	3/5/2018
Ray O'Herron Co., Inc.	Uniform Supplies	Sheriff	General Fund	617.00	3/5/2018
Ray O'Herron Co., Inc.	Uniform Allowance	Sheriff	Court Security	730.66	3/5/2018
Rayco Marking Products	Office Supplies	Sheriff	General Fund	24.50	3/5/2018
Rayco Marking Products	Office Supplies	Transportation	County Highway	30.95	3/5/2018
Ready Refresh by Nestle (Ice Mountain)	Office Supplies	Information Technologies	General Fund	20.43	3/5/2018
Ready Refresh by Nestle (Ice Mountain)	Office Supplies	Information Technologies	General Fund	52.59	3/5/2018
Ready Refresh by Nestle (Ice Mountain)	Office Supplies	Information Technologies	General Fund	23.75	3/5/2018
Ready Refresh by Nestle (Ice Mountain)	Repairs and Maint- Buildings	Building Management	General Fund	80.92	3/5/2018
Ready Refresh by Nestle (Ice Mountain)	Office Supplies	Treasurer/Collector	General Fund	37.43	3/5/2018
Ready Refresh by Nestle (Ice Mountain)	Office Supplies	Supervisor of Assessments	General Fund	40.75	3/5/2018
Ready Refresh by Nestle (Ice Mountain)	Office Supplies	Recorder	General Fund	39.82	3/5/2018
Ready Refresh by Nestle (Ice Mountain)	Miscellaneous Contractual Exp	Judiciary and Courts	General Fund	(27.18)	3/5/2018
Ready Refresh by Nestle (Ice Mountain)	Office Supplies	Circuit Clerk	General Fund	73.99	3/5/2018
Ready Refresh by Nestle (Ice Mountain)	Office Supplies	Public Defender	General Fund	2.50	3/5/2018
Ready Refresh by Nestle (Ice Mountain)	Office Supplies	Public Defender	General Fund	15.25	3/5/2018
Ready Refresh by Nestle (Ice Mountain)	Office Supplies	Public Defender	General Fund	108.22	3/5/2018
Ready Refresh by Nestle (Ice Mountain)	Operating Supplies	Sheriff	General Fund	45.00	3/5/2018
Ready Refresh by Nestle (Ice Mountain)	Operating Supplies	Sheriff	General Fund	33.70	3/5/2018
Ready Refresh by Nestle (Ice Mountain)	Operating Supplies	Sheriff	General Fund	6.75	3/5/2018
Ready Refresh by Nestle (Ice Mountain)	Miscellaneous Contractual Exp	Court Services	General Fund	102.32	3/5/2018
Ready Refresh by Nestle (Ice Mountain)	Operating Supplies	Development	General Fund	73.17	3/5/2018
Ready Refresh by Nestle (Ice Mountain)	Contractual/Consulting Services	Sheriff	Court Security	56.33	3/5/2018
Ready Refresh by Nestle (Ice Mountain)	Operating Supplies	Health	County Health	103.96	3/5/2018
Rebecca B Aimone	Employee Mileage Expense	WIOA 17	Workforce Development	143.88	3/5/2018
Rebecca B Aimone	Employee Mileage Expense	WIOA Rapid Response 17	Workforce Development	(143.88)	3/5/2018
Rebecca B Aimone	Employee Mileage Expense	WIOA Rapid Response 17	Workforce Development	143.88	3/5/2018



**CLAIMS PAID REPORT MARCH 2018 SUBMITTED FOR COUNTY BOARD APPROVAL**

CLAIMANT/CREDITOR	NATURE OF CLAIM	OFFICIAL/DEPARTMENT	FUND	AMOUNT PAID	DATE PAID
Redwood Toxicology Inc.	Lab Services	Court Services	General Fund	326.10	3/5/2018
Redwood Toxicology Inc.	Lab Services	Court Services	General Fund	6.80	3/5/2018
Redwood Toxicology Inc.	Lab Services	Court Services	Substance Abuse Screening	745.60	3/5/2018
Redwood Toxicology Inc.	Lab Services	Court Services	Substance Abuse Screening	140.00	3/5/2018
Redwood Toxicology Inc.	Lab Services	Court Services	Substance Abuse Screening	664.10	3/5/2018
Redwood Toxicology Inc.	Lab Services	Court Services	Substance Abuse Screening	729.70	3/5/2018
Redwood Toxicology Inc.	Lab Services	Court Services	Drug Court Special Resources	5,795.70	3/5/2018
Redwood Toxicology Inc.	Lab Services	Court Services	Juvenile Drug Court	72.80	3/5/2018
Rene Jimenez	SS Transportation Assistance	TAA 16	Workforce Development	23.32	3/5/2018
Richard Butman, Ph.D.	Contractual/Consulting Services	Court Services	General Fund	600.00	3/5/2018
Richard Butman, Ph.D.	Contractual/Consulting Services	Court Services	General Fund	600.00	3/5/2018
Rodney Adams	Employee Mileage Expense	WIOA 17	Workforce Development	44.69	3/5/2018
Rodney Adams	Employee Mileage Expense	WIOA 17	Workforce Development	44.69	3/5/2018
Ronald L. Haskell	Court Appointed Counsel	Judiciary and Courts	General Fund	6,511.05	3/5/2018
Ronald L. Haskell	Court Appointed Counsel	Judiciary and Courts	General Fund	3,000.00	3/5/2018
Ronald L. Haskell	Court Appointed Counsel	Judiciary and Courts	General Fund	787.05	3/5/2018
Ronald L. Haskell	Court Appointed Counsel	Judiciary and Courts	General Fund	1,733.56	3/5/2018
Roots and Wings Counseling Consultants, LLC	Counseling Services	State's Attorney	Child Advocacy Center	300.00	3/5/2018
Roving Feral Fixers	Veterinarian Services	Animal Control	Animal Control	310.00	3/5/2018
RR Donnelley (Presort Solutions)	Postage	Other- Countywide Expenses	General Fund	305.13	3/5/2018
RR Donnelley (Presort Solutions)	Postage	Other- Countywide Expenses	General Fund	293.38	3/5/2018
RR Donnelley (Presort Solutions)	Postage	Other- Countywide Expenses	General Fund	55.20	3/5/2018
Rush Truck Centers of Illinois, Inc.	Vehicle Parts/Supplies	Transportation	Motor Fuel Local Option	645.00	3/5/2018
Rush Truck Centers of Illinois, Inc.	Vehicle Parts/Supplies	Transportation	Motor Fuel Local Option	150.00	3/5/2018
Rush Truck Centers of Illinois, Inc.	Vehicle Parts/Supplies	Transportation	Motor Fuel Local Option	691.25	3/5/2018
Rush Truck Centers of Illinois, Inc.	Vehicle Parts/Supplies	Transportation	Motor Fuel Local Option	162.87	3/5/2018
Rush Truck Centers of Illinois, Inc.	Vehicle Parts/Supplies	Transportation	Motor Fuel Local Option	283.18	3/5/2018
Salvatore Pintacura	Employee Mileage Expense	Information Technologies	Geographic Information Systems	9.38	3/5/2018
Sandra Blake	Employee Mileage Expense	Public Defender	General Fund	326.04	3/5/2018
SanJuana Silva	SS Transportation Assistance	WIOA 17	Workforce Development	73.46	3/5/2018
Sarah Hoff	Employee Mileage Expense	Court Services	General Fund	3.75	3/5/2018
Sarah Hoff	Employee Mileage Expense	Court Services	General Fund	9.26	3/5/2018
Sheila English	DT ITA	WIOA 17	Workforce Development	240.90	3/5/2018
Sheila English	SS Transportation Assistance	WIOA 17	Workforce Development	480.36	3/5/2018
Sherwin Williams	Repairs and Maint- Buildings	Building Management	General Fund	19.38	3/5/2018
Sherwin Williams	Repairs and Maint- Buildings	Building Management	General Fund	42.26	3/5/2018
Sherwin Williams	Repairs and Maint- Buildings	Building Management	General Fund	2.71	3/5/2018
Sherwin Williams	Repairs and Maint- Buildings	Building Management	General Fund	52.40	3/5/2018
Sherwin Williams	Repairs and Maint- Buildings	Building Management	General Fund	104.37	3/5/2018
Sherwin Williams	Repairs and Maint- Buildings	Building Management	General Fund	133.51	3/5/2018
SHI International Corp	Computer Related Supplies	Supervisor of Assessments	General Fund	75.00	3/5/2018
SHI International Corp	Office Equipment	Other- Countywide Expenses	Capital Projects	654.00	3/5/2018
Smithereen Pest Management Services	Repairs and Maint- Buildings	Health	County Health	57.00	3/5/2018
Smork Inc	Communications Equipment	Other- Countywide Expenses	Public Safety Sales Tax	1,005.44	3/5/2018
Soscha M. Lucero	SS Transportation Assistance	WIOA 17	Workforce Development	106.82	3/5/2018

**CLAIMS PAID REPORT MARCH 2018 SUBMITTED FOR COUNTY BOARD APPROVAL**

CLAIMANT/CREDITOR	NATURE OF CLAIM	OFFICIAL/DEPARTMENT	FUND	AMOUNT PAID	DATE PAID
Source One Office Products	Office Supplies	Public Defender	General Fund	380.97	3/5/2018
Southland Medical LLC	Operating Supplies	Coroner	Coroner Administration	160.71	3/5/2018
Southland Medical LLC	Operating Supplies	Coroner	Coroner Administration	561.58	3/5/2018
Southland Medical LLC	Operating Supplies	Coroner	Coroner Administration	190.55	3/5/2018
Spillane and Sons Ltd.	Miscellaneous Contractual Exp	Development	Community Dev Block Program	4,936.00	3/5/2018
Spillane and Sons Ltd.	Miscellaneous Contractual Exp	Development	Community Dev Block Program	14,888.00	3/5/2018
Spillane and Sons Ltd.	Grant Expense	Development	Neighborhood Stabilization Progr	10,001.43	3/5/2018
State Street Collision, Inc.	Liability Insurance	Human Resource Management	Insurance Liability	1,353.82	3/5/2018
States Attorney Appellate Prosecutor	Contractual/Consulting Services	State's Attorney	General Fund	42,000.00	3/5/2018
Statewide Publishing, LLC	Legal Services	Circuit Clerk	General Fund	66.00	3/5/2018
Statewide Publishing, LLC	Legal Services	Circuit Clerk	General Fund	66.00	3/5/2018
Statewide Publishing, LLC	Legal Services	Circuit Clerk	General Fund	66.00	3/5/2018
Steve Placek	Employee Mileage Expense	WIOA 17	Workforce Development	64.82	3/5/2018
Steve Placek	Office Supplies	WIOA 17	Workforce Development	39.90	3/5/2018
Stonecrest Homeowners Association	Other Construction	Development	Cost Share Drainage	5,021.94	3/5/2018
Sugar Grove Water Authority	Special Studies	Development	Cost Share Drainage	689.04	3/5/2018
Susan Ericson (Employee)	Employee Mileage Expense	County Clerk	General Fund	38.15	3/5/2018
Susana J. Larranaga	Contractual/Consulting Services	Judiciary and Courts	General Fund	630.00	3/5/2018
Sylvia Shadab	Contractual/Consulting Services	Judiciary and Courts	General Fund	574.00	3/5/2018
Sysco Food Services Chicago	Operating Supplies	Court Services	General Fund	904.42	3/5/2018
Sysco Food Services Chicago	Food	Court Services	General Fund	1,136.30	3/5/2018
Sysco Food Services Chicago	Food	Court Services	General Fund	687.58	3/5/2018
Sysco Food Services Chicago	Food	Court Services	General Fund	1,130.35	3/5/2018
Sysco Food Services Chicago	Food	Court Services	General Fund	1,637.19	3/5/2018
Sysco Food Services Chicago	Food	Court Services	General Fund	973.01	3/5/2018
Sysco Food Services Chicago	Food	Court Services	General Fund	113.94	3/5/2018
Sysco Food Services Chicago	Food	Court Services	General Fund	311.79	3/5/2018
Sysco Food Services Chicago	Food	Court Services	General Fund	555.81	3/5/2018
Sysco Food Services Chicago	Food	Court Services	General Fund	498.38	3/5/2018
Sysco Food Services Chicago	Food	Court Services	General Fund	1,294.51	3/5/2018
Sysco Food Services Chicago	Food	Court Services	General Fund	1,975.49	3/5/2018
Sysco Food Services Chicago	Food	Court Services	General Fund	307.11	3/5/2018
System Solutions, Inc. (SSI)	Software Licensing Cost	Other- Countywide Expenses	General Fund	14,944.00	3/5/2018
Tarri Banas	Conferences and Meetings	Information Technologies	General Fund	411.60	3/5/2018
TelePlus Inc	Communications Equipment	Other- Countywide Expenses	Capital Projects	4,392.50	3/5/2018
TelePlus Inc	Miscellaneous Capital Chargeback	Other- Countywide Expenses	Capital Projects	4,392.50	3/5/2018
Telvent DTN, LLC	Repairs and Maintenance- Roads	Transportation	Motor Fuel Local Option	528.00	3/5/2018
Teresa A. Reyna	Employee Mileage Expense	Health	Kane Kares	159.14	3/5/2018
Teresa Roman	Employee Mileage Expense	Health	County Health	13.74	3/5/2018
The Tree House Inc	Computer Related Supplies	County Clerk	General Fund	157.95	3/5/2018
The Tree House Inc	Computer Software- Non Capital	State's Attorney	General Fund	794.20	3/5/2018
The Tree House Inc	Computer Related Supplies	Court Services	General Fund	383.80	3/5/2018
The Tree House Inc	Computer Related Supplies	Information Technologies	Geographic Information Systems	103.10	3/5/2018
The Tree House Inc	Office Supplies	Animal Control	Animal Control	106.49	3/5/2018
Theodore Polygraph Services, Inc.	Polygraph Testing	Court Services	Probation Services	300.00	3/5/2018

**CLAIMS PAID REPORT MARCH 2018 SUBMITTED FOR COUNTY BOARD APPROVAL**

CLAIMANT/CREDITOR	NATURE OF CLAIM	OFFICIAL/DEPARTMENT	FUND	AMOUNT PAID	DATE PAID
Theresa Maria Faustino-Kerchner	SS Transportation Assistance	TAA 16	Workforce Development	185.08	3/5/2018
Thomas B. Rickert	Conferences and Meetings	Transportation	County Highway	17.75	3/5/2018
Thomas B. Rickert	Employee Mileage Expense	Transportation	County Highway	88.84	3/5/2018
Thomas Engineering Group, LLC	Engineering Services	Transportation	Tri-Cities Impact Fees	5,034.81	3/5/2018
Thomson Reuters GRC Inc. (West Government)	Contractual/Consulting Services	State's Attorney	General Fund	3,177.89	3/5/2018
Thomson Reuters GRC Inc. (West Government)	Contractual/Consulting Services	State's Attorney	General Fund	1,279.23	3/5/2018
Thomson Reuters GRC Inc. (West Government)	Books and Subscriptions	State's Attorney	General Fund	297.39	3/5/2018
Thomson Reuters GRC Inc. (West Government)	Books and Subscriptions	Public Defender	General Fund	710.52	3/5/2018
Thomson Reuters GRC Inc. (West Government)	Books and Subscriptions	Public Defender	General Fund	2,821.67	3/5/2018
Thomson Reuters GRC Inc. (West Government)	Books and Subscriptions	State's Attorney	Title IV-D	26.00	3/5/2018
Thomson Reuters GRC Inc. (West Government)	Books and Subscriptions	Law Library	Law Library	540.00	3/5/2018
Thomson Reuters GRC Inc. (West Government)	Books and Subscriptions	Law Library	Law Library	1,932.00	3/5/2018
Thomson Reuters GRC Inc. (West Government)	Books and Subscriptions	Law Library	Law Library	8,413.50	3/5/2018
Thomson Reuters GRC Inc. (West Government)	Books and Subscriptions	Law Library	Law Library	3,523.00	3/5/2018
Tiffany Bass	SS Transportation Assistance	WIOA 17	Workforce Development	303.02	3/5/2018
Tissue Techniques Pathology Labs LLC	Toxicology Expense	Coroner	General Fund	172.50	3/5/2018
Title Services Inc	Miscellaneous Contractual Exp	Development	HOME Program	385,000.00	3/5/2018
Tom Schlueter	Employee Mileage Expense	Health	County Health	20.50	3/5/2018
Tom Schlueter	General Association Dues	Health	County Health	75.00	3/5/2018
Toshiba Business Solutions, Inc.	Repairs and Maint- Copiers	Finance	General Fund	127.15	3/5/2018
Toshiba Business Solutions, Inc.	Repairs and Maint- Copiers	Finance	General Fund	(22.00)	3/5/2018
Toshiba Business Solutions, Inc.	Repairs and Maint- Buildings	Building Management	General Fund	17.32	3/5/2018
Toshiba Business Solutions, Inc.	Repairs and Maint- Copiers	Human Resource Management	General Fund	114.78	3/5/2018
Toshiba Business Solutions, Inc.	Repairs and Maint- Copiers	County Auditor	General Fund	9.32	3/5/2018
Toshiba Business Solutions, Inc.	Repairs and Maint- Copiers	Supervisor of Assessments	General Fund	119.94	3/5/2018
Toshiba Business Solutions, Inc.	Repairs and Maint- Copiers	County Clerk	General Fund	121.92	3/5/2018
Toshiba Business Solutions, Inc.	Repairs and Maint- Copiers	County Clerk	General Fund	29.70	3/5/2018
Toshiba Business Solutions, Inc.	Repairs and Maint- Equipment	Judiciary and Courts	General Fund	69.00	3/5/2018
Toshiba Business Solutions, Inc.	Repairs and Maint- Copiers	Court Services	General Fund	48.72	3/5/2018
Toshiba Business Solutions, Inc.	Miscellaneous Contractual Exp	Coroner	General Fund	72.33	3/5/2018
Toshiba Business Solutions, Inc.	Miscellaneous Contractual Exp	Coroner	General Fund	105.98	3/5/2018
Toshiba Business Solutions, Inc.	Repairs and Maint- Copiers	County Clerk	Vital Records Automation	22.52	3/5/2018
Toshiba Business Solutions, Inc.	Repairs and Maint- Copiers	Law Library	Law Library	22.28	3/5/2018
Toshiba Business Solutions, Inc.	Repairs and Maint- Copiers	Law Library	Law Library	33.20	3/5/2018
Toshiba Business Solutions, Inc.	Repairs and Maint- Office Equip	Health	County Health	135.12	3/5/2018
Toshiba Business Solutions, Inc.	Repairs and Maint- Office Equip	Health	County Health	18.20	3/5/2018
TPI Building Code Consultants	Contractual/Consulting Services	Development	General Fund	990.00	3/5/2018
Transact Technologies Inc	Operating Supplies	Recorder	Recorder's Automation	94.20	3/5/2018
Transitional Alternative Reentry	Contractual/Consulting Services	Court Services	Probation Services	4,110.00	3/5/2018
Transitional Alternative Reentry	Contractual/Consulting Services	Court Services	Drug Court Special Resources	10,860.00	3/5/2018
Translation Today Network Inc	Contractual/Consulting Services	Judiciary and Courts	General Fund	195.35	3/5/2018
Translation Today Network Inc	Contractual/Consulting Services	Judiciary and Courts	General Fund	195.45	3/5/2018
Translation Today Network Inc	Contractual/Consulting Services	Judiciary and Courts	General Fund	3,208.73	3/5/2018
Translation Today Network Inc	Contractual/Consulting Services	Judiciary and Courts	General Fund	98.98	3/5/2018
Translation Today Network Inc	Contractual/Consulting Services	Judiciary and Courts	General Fund	413.28	3/5/2018

**CLAIMS PAID REPORT MARCH 2018 SUBMITTED FOR COUNTY BOARD APPROVAL**

CLAIMANT/CREDITOR	NATURE OF CLAIM	OFFICIAL/DEPARTMENT	FUND	AMOUNT PAID	DATE PAID
Translation Today Network Inc	Contractual/Consulting Services	Judiciary and Courts	General Fund	1,403.35	3/5/2018
Transystems Corporation	Engineering Services	Transportation	Transportation Sales Tax	24,199.79	3/5/2018
Tri City Land Management Co., LLC	Building Space Rental	Development	Mill Creek Special Service Area	987.68	3/5/2018
Tri-Com Central Dispatch/City of Geneva	Accrued Liabilities		Wireless 911	65,003.18	3/5/2018
Tyco Integrated Security	Repairs and Maint- Buildings	Building Management	General Fund	314.33	3/5/2018
Tyco Integrated Security	Contractual/Consulting Services	Sheriff	Court Security	245.68	3/5/2018
Tyco Integrated Security	Contractual/Consulting Services	Sheriff	Court Security	480.98	3/5/2018
Tyler Business Forms	Office Supplies	Human Resource Management	General Fund	179.43	3/5/2018
Tyler Medical Services, S.C.	Medical/Dental/Hospital Services	Transportation	County Highway	75.00	3/5/2018
Tyler Technologies, Inc. (New World)	Software Licensing Cost	Other- Countywide Expenses	General Fund	2,700.00	3/5/2018
Tywaune Kennedy	SS Transportation Assistance	WIOA 17	Workforce Development	121.53	3/5/2018
University of Illinois (U of I)	Employee Training	Sheriff	Court Security	9,710.00	3/5/2018
US Bank	Debt Administration Cost	Transportation	Motor Fuel Tax	225.00	3/5/2018
Valerie A. Garcia	SS Transportation Assistance	WIOA 17	Workforce Development	104.16	3/5/2018
Valerie A. Howells	DT ITA	WIOA 17	Workforce Development	899.10	3/5/2018
Valley Hydraulic Service, Inc.	Repairs and Maint- Equipment	Transportation	County Highway	206.57	3/5/2018
Valley Lock Company Inc	Repairs and Maint- Vehicles	Sheriff	General Fund	165.00	3/5/2018
Valley Lock Company Inc	Operating Supplies	Sheriff	General Fund	19.44	3/5/2018
Valley Lock Company Inc	Repairs and Maint- Equipment	Sheriff	Court Security	564.58	3/5/2018
Verizon Wireless	Miscellaneous Contractual Exp	Public Defender	General Fund	474.58	3/5/2018
Vermeer-Illinois, Inc.	Repairs and Maint- Equipment	Transportation	County Highway	60.00	3/5/2018
Via Carlita LLC dba Hawk Ford of St. Charles	Repairs and Maint- Vehicles	Sheriff	General Fund	39.92	3/5/2018
Via Carlita LLC dba Hawk Ford of St. Charles	Repairs and Maint- Vehicles	Sheriff	General Fund	29.54	3/5/2018
Via Carlita LLC dba Hawk Ford of St. Charles	Repairs and Maint- Vehicles	Sheriff	General Fund	9.45	3/5/2018
Via Carlita LLC dba Hawk Ford of St. Charles	Repairs and Maint- Vehicles	Sheriff	General Fund	12.96	3/5/2018
Via Carlita LLC dba Hawk Ford of St. Charles	Repairs and Maint- Vehicles	Sheriff	General Fund	236.60	3/5/2018
Via Carlita LLC dba Hawk Ford of St. Charles	Repairs and Maint- Vehicles	Sheriff	General Fund	125.27	3/5/2018
Via Carlita LLC dba Hawk Ford of St. Charles	Repairs and Maint- Vehicles	Sheriff	General Fund	(50.00)	3/5/2018
Via Carlita LLC dba Hawk Ford of St. Charles	Repairs and Maint- Vehicles	Court Services	General Fund	3.99	3/5/2018
Via Carlita LLC dba Hawk Ford of St. Charles	Repairs and Maint- Vehicles	Development	General Fund	41.55	3/5/2018
Via Carlita LLC dba Hawk Ford of St. Charles	Liability Insurance	Human Resource Management	Insurance Liability	137.49	3/5/2018
Vicki L. Pratte	SS Transportation Assistance	TAA 16	Workforce Development	14.49	3/5/2018
Virginia Knapp	Postage	WIOA 17	Workforce Development	39.50	3/5/2018
Warehouse Direct Office Products	Operating Supplies	Building Management	General Fund	4.84	3/5/2018
Warehouse Direct Office Products	Repairs and Maint- Buildings	Building Management	General Fund	128.52	3/5/2018
Warehouse Direct Office Products	Repairs and Maint- Buildings	Building Management	General Fund	35.30	3/5/2018
Warehouse Direct Office Products	Office Supplies	Treasurer/Collector	General Fund	118.92	3/5/2018
Warehouse Direct Office Products	Office Supplies	Treasurer/Collector	General Fund	202.96	3/5/2018
Warehouse Direct Office Products	Office Supplies	Supervisor of Assessments	General Fund	68.92	3/5/2018
Warehouse Direct Office Products	Operating Supplies	County Clerk	General Fund	25.26	3/5/2018
Warehouse Direct Office Products	Office Supplies	Judiciary and Courts	General Fund	36.47	3/5/2018
Warehouse Direct Office Products	Office Supplies	Judiciary and Courts	General Fund	97.59	3/5/2018
Warehouse Direct Office Products	Office Supplies	Judiciary and Courts	General Fund	3.18	3/5/2018
Warehouse Direct Office Products	Office Supplies	Judiciary and Courts	General Fund	107.50	3/5/2018
Warehouse Direct Office Products	Office Supplies	Circuit Clerk	General Fund	26.38	3/5/2018

**CLAIMS PAID REPORT MARCH 2018 SUBMITTED FOR COUNTY BOARD APPROVAL**

CLAIMANT/CREDITOR	NATURE OF CLAIM	OFFICIAL/DEPARTMENT	FUND	AMOUNT PAID	DATE PAID
Warehouse Direct Office Products	Office Supplies	Sheriff	General Fund	113.38	3/5/2018
Warehouse Direct Office Products	Office Supplies	Sheriff	General Fund	26.69	3/5/2018
Warehouse Direct Office Products	Office Supplies	Sheriff	General Fund	18.75	3/5/2018
Warehouse Direct Office Products	Office Supplies	Court Services	General Fund	71.88	3/5/2018
Warehouse Direct Office Products	Office Supplies	Court Services	General Fund	231.64	3/5/2018
Warehouse Direct Office Products	Office Supplies	Court Services	General Fund	162.24	3/5/2018
Warehouse Direct Office Products	Office Supplies	Development	General Fund	82.77	3/5/2018
Warehouse Direct Office Products	Office Supplies	Kane Comm	Kane Comm	359.23	3/5/2018
Warehouse Direct Office Products	Office Supplies	Transportation	County Highway	87.59	3/5/2018
Warehouse Direct Office Products	Office Supplies	Transportation	County Highway	176.60	3/5/2018
Warehouse Direct Office Products	Office Supplies	Transportation	County Highway	151.96	3/5/2018
Warehouse Direct Office Products	Operating Supplies	Health	County Health	95.53	3/5/2018
Warehouse Direct Office Products	Operating Supplies	Health	Kane Kares	36.41	3/5/2018
Waste Management of Illinois - West	Disposal and Water Softener Srvs	Building Management	General Fund	329.00	3/5/2018
Waste Management of Illinois - West	Disposal and Water Softener Srvs	Sheriff	General Fund	817.53	3/5/2018
Waste Management of Illinois - West	Disposal and Water Softener Srvs	Sheriff	General Fund	90.00	3/5/2018
Waste Management of Illinois - West	Disposal and Water Softener Srvs	Animal Control	Animal Control	95.00	3/5/2018
Waste Management of Illinois - West	Disposal and Water Softener Srvs	Transportation	County Highway	7.00	3/5/2018
Wex Fleet Universal (Wright Express FSC)	Fuel- Vehicles	Sheriff	General Fund	13,755.41	3/5/2018
William Abdo	SS Transportation Assistance	WIOA 17	Workforce Development	222.19	3/5/2018
Willie M. Mayes	SS Transportation Assistance	WIOA 17	Workforce Development	59.84	3/5/2018
Wm F Meyer Co	Repairs and Maint- Buildings	Building Management	General Fund	105.56	3/5/2018
Wm Horn Structural Steel Co	Repairs and Maint- Buildings	Building Management	General Fund	20.00	3/5/2018
Wolters Kluwer Legal & Regulatory Solutions U.S.	Books and Subscriptions	Law Library	Law Library	5,083.50	3/5/2018
World Wide Dictation Services of New York	Contractual/Consulting Services	Health	County Health	86.40	3/5/2018
Xpedite Systems, LLC (Easylink Services)	Telephone	Health	County Health	610.95	3/5/2018
Zuelke Law Office (Donald R. Zuelke)	Court Appointed Counsel	Judiciary and Courts	General Fund	3,250.00	3/5/2018
	Trials and Costs of Hearing	State's Attorney	General Fund	59.95	3/5/2018
	Trials and Costs of Hearing	State's Attorney	General Fund	135.70	3/5/2018
	Trials and Costs of Hearing	State's Attorney	General Fund	101.00	3/5/2018
	Trials and Costs of Hearing	Public Defender	General Fund	124.00	3/5/2018
	Trials and Costs of Hearing	Public Defender	General Fund	232.00	3/5/2018
	Trials and Costs of Hearing	Public Defender	General Fund	35.73	3/5/2018
	Trials and Costs of Hearing	Public Defender	General Fund	112.00	3/5/2018
	Trials and Costs of Hearing	Public Defender	General Fund	216.00	3/5/2018
	Trials and Costs of Hearing	Public Defender	General Fund	196.00	3/5/2018
	Trials and Costs of Hearing	Public Defender	General Fund	172.00	3/5/2018
	Trials and Costs of Hearing	Public Defender	General Fund	384.00	3/5/2018
Kane County Recorder	Intergovt Receivable- State		General Fund	836.00	3/6/2018
IMRF	Payroll Payable		Illinois Municipal Retirement	918,430.18	3/9/2018
Kane County Juror Payable Clearing	Jurors- Circuit Court	Judiciary and Courts	General Fund	4,498.90	3/9/2018
Kane County Juror Payable Clearing	Jurors- Circuit Court	Judiciary and Courts	General Fund	1,868.06	3/9/2018
Constellation NewEnergy-Gas Division, LLC	Utilities- Natural Gas	Building Management	General Fund	4,291.10	3/15/2018
Constellation NewEnergy-Gas Division, LLC	Utilities- Natural Gas	Building Management	General Fund	5,673.73	3/15/2018
Constellation NewEnergy-Gas Division, LLC	Utilities- Natural Gas	Building Management	General Fund	3,068.00	3/15/2018



**CLAIMS PAID REPORT MARCH 2018 SUBMITTED FOR COUNTY BOARD APPROVAL**

CLAIMANT/CREDITOR	NATURE OF CLAIM	OFFICIAL/DEPARTMENT	FUND	AMOUNT PAID	DATE PAID
Constellation NewEnergy-Gas Division, LLC	Utilities- Natural Gas	Building Management	General Fund	1,948.62	3/15/2018
Constellation NewEnergy-Gas Division, LLC	Utilities- Natural Gas	Building Management	General Fund	2,968.99	3/15/2018
Constellation NewEnergy-Gas Division, LLC	Utilities- Natural Gas	Building Management	General Fund	5,498.01	3/15/2018
Constellation NewEnergy-Gas Division, LLC	Utilities- Natural Gas	Transportation	County Highway	1,662.46	3/15/2018
Kane County Juror Payable Clearing	Jurors- Circuit Court	Judiciary and Courts	General Fund	2,345.87	3/16/2018
105 Grove LLC	Building Space Rental	Court Services	General Fund	2,517.58	3/19/2018
105 Grove LLC	Building Space Rental	Court Services	General Fund	2,517.58	3/19/2018
A & L Tools, Inc.	Repairs and Maint- Vehicles	Sheriff	General Fund	1,061.00	3/19/2018
A Plus Healthcare Training Corp.	DT ITA	WIOA 17	Workforce Development	10,000.00	3/19/2018
Abel Partida-Cuevas	SS Transportation Assistance	TAA 16	Workforce Development	53.62	3/19/2018
Abel Screening Inc	Testing Materials	Court Services	General Fund	79.00	3/19/2018
Abel Screening Inc	Testing Materials	Court Services	General Fund	79.00	3/19/2018
Abel Screening Inc	Testing Materials	Court Services	General Fund	79.00	3/19/2018
Accurate Document Destruction Inc (GROOT)	Destruction of Records Services	Circuit Clerk	Court Document Storage	471.43	3/19/2018
Accurate Document Destruction Inc (GROOT)	Professional Services	Operating Pool	Workforce Development	49.98	3/19/2018
Ace Hardware-Aurora/Batavia	Repairs and Maint- Buildings	Building Management	General Fund	19.98	3/19/2018
Adam Tedder	Internet	Other- Countywide Expenses	General Fund	62.00	3/19/2018
Advanced Correctional Healthcare	Medical/Dental/Hospital Services	Court Services	General Fund	120.00	3/19/2018
Advanced Correctional Healthcare	Medical/Dental/Hospital Services	Court Services	General Fund	26,118.64	3/19/2018
Advanced Correctional Healthcare	Medical/Dental/Hospital Services	Court Services	General Fund	1,036.89	3/19/2018
Affiliated Customer Service Incorporated	Repairs and Maint- Buildings	Building Management	General Fund	2,080.00	3/19/2018
Aftermath Services, LLC	Miscellaneous Contractual Exp	Coroner	General Fund	122.50	3/19/2018
Airgas North Central, Inc.	Operating Supplies	Transportation	County Highway	100.88	3/19/2018
Alarm Detection Systems Inc	Contractual/Consulting Services	Information Technologies	General Fund	630.00	3/19/2018
Alarm Detection Systems Inc	Repairs and Maint- Buildings	Building Management	General Fund	5,562.72	3/19/2018
Alarm Detection Systems Inc	Repairs and Maint- Buildings	Building Management	General Fund	593.79	3/19/2018
Alarm Detection Systems Inc	Repairs and Maint- Buildings	Building Management	General Fund	1,319.34	3/19/2018
Alarm Detection Systems Inc	Repairs and Maint- Buildings	Building Management	General Fund	315.93	3/19/2018
Alarm Detection Systems Inc	Security Services	County Clerk	General Fund	317.38	3/19/2018
Alarm Detection Systems Inc	Miscellaneous Contractual Exp	Sheriff	General Fund	165.00	3/19/2018
Alarm Detection Systems Inc	Repairs and Maint- Buildings	Court Services	General Fund	444.63	3/19/2018
Alarm Detection Systems Inc	Repairs and Maint- Buildings	Court Services	General Fund	601.77	3/19/2018
Alarm Detection Systems Inc	Contractual/Consulting Services	Court Services	General Fund	158.34	3/19/2018
Alarm Detection Systems Inc	Operating Supplies	State's Attorney	Child Advocacy Center	574.14	3/19/2018
Alarm Detection Systems Inc	Miscellaneous Contractual Exp	Coroner	Coroner Administration	514.08	3/19/2018
Alarm Detection Systems Inc	Repairs and Maint- Buildings	Animal Control	Animal Control	496.35	3/19/2018
Alarm Detection Systems Inc	Security Services	Transportation	County Highway	390.45	3/19/2018
Alarm Detection Systems Inc	Repairs and Maint- Buildings	Health	County Health	893.85	3/19/2018
Alexis Fire Equipment Company.	Automotive Equipment	Other- Countywide Expenses	Capital Projects	110,888.00	3/19/2018
Alexis Katzenbach	Employee Mileage Expense	Health	County Health	17.17	3/19/2018
Alexis Katzenbach	Employee Mileage Expense	Health	County Health	8.28	3/19/2018
Alexis Katzenbach	Employee Mileage Expense	Health	County Health	8.61	3/19/2018
Ali Jablway	SS Transportation Assistance	TAA 16	Workforce Development	278.60	3/19/2018
Alma Montero	Internet	Other- Countywide Expenses	General Fund	90.95	3/19/2018
Amanda J. Jackson	DT ITA	WIOA 17	Workforce Development	1,132.79	3/19/2018

**CLAIMS PAID REPORT MARCH 2018 SUBMITTED FOR COUNTY BOARD APPROVAL**

CLAIMANT/CREDITOR	NATURE OF CLAIM	OFFICIAL/DEPARTMENT	FUND	AMOUNT PAID	DATE PAID
American Public Works Association (APWA)	General Association Dues	Transportation	County Highway	196.00	3/19/2018
American Surveying & Engineering, P.C.	Contractual/Consulting Services	Transportation	County Highway	20,000.00	3/19/2018
Amity Richert	Employee Mileage Expense	Circuit Clerk	General Fund	20.71	3/19/2018
Andrea M. Glover	SS Transportation Assistance	WIOA 17	Workforce Development	150.58	3/19/2018
Anne Rimmer	SS Transportation Assistance	TAA 16	Workforce Development	105.95	3/19/2018
Anne Wilford	Conferences and Meetings	Development	General Fund	19.58	3/19/2018
Apex Industrial Automation LLC	Repairs and Maint- Buildings	Building Management	General Fund	206.64	3/19/2018
Arends Hogan Walker, LLC (AHW LLC)	Repairs and Maintenance- Roads	Building Management	General Fund	459.95	3/19/2018
Arends Hogan Walker, LLC (AHW LLC)	Building Improvements	Other- Countywide Expenses	Capital Projects	29,875.00	3/19/2018
Association for Individual Development (AID)	Psychological/Psychiatric Srvs	Court Services	General Fund	1,670.00	3/19/2018
AT&T	Telephone	Other- Countywide Expenses	General Fund	216.13	3/19/2018
AT&T	Telephone	Other- Countywide Expenses	General Fund	13,371.20	3/19/2018
AT&T	Telephone	Health	County Health	293.08	3/19/2018
AT&T	Telephone	Operating Pool	Workforce Development	109.47	3/19/2018
AT&T	Accrued Liabilities		911 Emergency Surcharge	82.92	3/19/2018
AT&T	Accrued Liabilities		911 Emergency Surcharge	245.16	3/19/2018
AT&T Mobility	Cellular Phone	Other- Countywide Expenses	General Fund	653.51	3/19/2018
Attenti US, Inc (3M Electronic Monitoring)	DV GPS Equipment Rental	Court Services	General Fund	2,385.00	3/19/2018
Austin J Schramer	Employee Mileage Expense	Health	County Health	96.73	3/19/2018
Batavia Enterprises, Inc	Building Lease	Building Management	General Fund	10,816.00	3/19/2018
Batteries Plus Bulbs (Power Up Batteries LLC)	Repairs and Maint- Buildings	Building Management	General Fund	144.95	3/19/2018
Battery Service Corporation	Repairs and Maint- Vehicles	Sheriff	General Fund	211.90	3/19/2018
Battery Service Corporation	Vehicle Parts/Supplies	Transportation	Motor Fuel Local Option	195.31	3/19/2018
Benedictine University	DT ITA	WIOA 17	Workforce Development	2,520.00	3/19/2018
Benito Mondragon	SS Transportation Assistance	TAA 16	Workforce Development	51.44	3/19/2018
Blackberry Township	Township Payable - Blackberry		County Highway	188.00	3/19/2018
Blooming Color of St. Charles (WTFN)	Office Supplies	Coroner	Coroner Administration	96.61	3/19/2018
Bob Barker Company Inc	Juvenile Board and Care	Court Services	General Fund	(229.68)	3/19/2018
Bob Barker Company Inc	Juvenile Board and Care	Court Services	General Fund	33.24	3/19/2018
Bob Barker Company Inc	Juvenile Board and Care	Court Services	General Fund	74.00	3/19/2018
Bob Barker Company Inc	Juvenile Board and Care	Court Services	General Fund	1,290.10	3/19/2018
Bob Barker Company Inc	Juvenile Board and Care	Court Services	General Fund	55.39	3/19/2018
Bob Barker Company Inc	Juvenile Board and Care	Court Services	General Fund	142.98	3/19/2018
Bob Barker Company Inc	Operating Supplies	Court Services	General Fund	76.58	3/19/2018
Bob Barker Company Inc	Incentives	Court Services	General Fund	118.46	3/19/2018
Bowman Systems LLC a Mediware Company	Subscription Databases	Development	Homeless Management Info Systems	17,442.00	3/19/2018
Braden Counseling Center, PC	Psychological/Psychiatric Srvs	Court Services	Probation Services	65.00	3/19/2018
Brett J. Feltes	Employee Mileage Expense	County Clerk	General Fund	122.63	3/19/2018
Brett Youngsteadt	Conferences and Meetings	Animal Control	Animal Control	10.77	3/19/2018
Brett Youngsteadt	Employee Mileage Expense	Animal Control	Animal Control	13.30	3/19/2018
Bruno Landa Campos	SS Transportation Assistance	TAA 16	Workforce Development	90.68	3/19/2018
Burlington Township	Township Payable - Burlington		County Highway	80.00	3/19/2018
Burnidge Properties	Building Space Rental	Health	County Health	1,245.21	3/19/2018
Burnidge Properties	Building Space Rental	Health	Kane Kares	1,313.26	3/19/2018
Business and Career Services Incorporated	Miscellaneous Contractual Exp	WIOA 17	Workforce Development	200.00	3/19/2018

**CLAIMS PAID REPORT MARCH 2018 SUBMITTED FOR COUNTY BOARD APPROVAL**

CLAIMANT/CREDITOR	NATURE OF CLAIM	OFFICIAL/DEPARTMENT	FUND	AMOUNT PAID	DATE PAID
Business and Career Services Incorporated	Miscellaneous Contractual Exp	WIOA 17	Workforce Development	14,903.78	3/19/2018
Business and Career Services Incorporated	Miscellaneous Contractual Exp	WIOA 17	Workforce Development	11,718.12	3/19/2018
Business and Career Services Incorporated	Work Based Learning Activities	WIOA 17	Workforce Development	10,255.44	3/19/2018
Business and Career Services Incorporated	Work Based Learning Activities	WIOA 17	Workforce Development	5,931.70	3/19/2018
Business and Career Services Incorporated	Youth Supportive Services	WIOA 17	Workforce Development	957.54	3/19/2018
Business and Career Services Incorporated	Youth Supportive Services	WIOA 17	Workforce Development	831.79	3/19/2018
Business and Career Services Incorporated	Miscellaneous Contractual Exp	WIOA 17	Workforce Development	200.00	3/19/2018
Business and Career Services Incorporated	Youth Supportive Services	WIOA 17	Workforce Development	393.87	3/19/2018
Business and Career Services Incorporated	Youth Supportive Services	WIOA 17	Workforce Development	12.52	3/19/2018
Business and Career Services Incorporated	Academic/Pre-Vocational Services	WIOA 17	Workforce Development	900.00	3/19/2018
ByteGrid Holdings LLC (Aurora Tech)	Contractual/Consulting Services	Information Technologies	General Fund	1,552.00	3/19/2018
Campton Township	Township Payable - Campton		County Highway	40.00	3/19/2018
Canon Solutions America Inc	Repairs and Maint- Copiers	Circuit Clerk	Court Document Storage	419.78	3/19/2018
Cargill Incorporated (Cargill Deicing Technology)	Repairs and Maintenance- Roads	Building Management	General Fund	1,550.79	3/19/2018
Cargill Incorporated (Cargill Deicing Technology)	Rock Salt	Transportation	Motor Fuel Local Option	3,107.65	3/19/2018
Cargill Incorporated (Cargill Deicing Technology)	Rock Salt	Transportation	Motor Fuel Local Option	3,091.86	3/19/2018
Cargill Incorporated (Cargill Deicing Technology)	Rock Salt	Transportation	Motor Fuel Local Option	31,069.83	3/19/2018
Cargill Incorporated (Cargill Deicing Technology)	Rock Salt	Transportation	Motor Fuel Local Option	4,979.03	3/19/2018
Cargill Incorporated (Cargill Deicing Technology)	Rock Salt	Transportation	Motor Fuel Local Option	6,255.37	3/19/2018
Cargill Incorporated (Cargill Deicing Technology)	Rock Salt	Transportation	Motor Fuel Local Option	1,590.86	3/19/2018
Cargill Incorporated (Cargill Deicing Technology)	Rock Salt	Transportation	Motor Fuel Local Option	6,314.27	3/19/2018
Cargill Incorporated (Cargill Deicing Technology)	Rock Salt	Transportation	Motor Fuel Local Option	27,853.48	3/19/2018
Cargill Incorporated (Cargill Deicing Technology)	Rock Salt	Transportation	Motor Fuel Local Option	31,018.21	3/19/2018
Cargill Incorporated (Cargill Deicing Technology)	Rock Salt	Transportation	Motor Fuel Local Option	9,498.44	3/19/2018
Cargill Incorporated (Cargill Deicing Technology)	Rock Salt	Transportation	Motor Fuel Local Option	25,929.86	3/19/2018
Cargill Incorporated (Cargill Deicing Technology)	Rock Salt	Transportation	Motor Fuel Local Option	1,587.83	3/19/2018
Cargill Incorporated (Cargill Deicing Technology)	Rock Salt	Transportation	Motor Fuel Local Option	(1,587.83)	3/19/2018
Cargill Incorporated (Cargill Deicing Technology)	Rock Salt	Transportation	Motor Fuel Local Option	3,141.65	3/19/2018
Cargill Incorporated (Cargill Deicing Technology)	Rock Salt	Transportation	Motor Fuel Local Option	6,381.07	3/19/2018
Cargill Incorporated (Cargill Deicing Technology)	Rock Salt	Transportation	Motor Fuel Local Option	15,894.08	3/19/2018
Cargill Incorporated (Cargill Deicing Technology)	Rock Salt	Transportation	Motor Fuel Local Option	1,589.65	3/19/2018
Carl H. Herout	Employee Mileage Expense	Coroner	General Fund	39.24	3/19/2018
Carl Schoedel	Conferences and Meetings	Transportation	County Highway	291.54	3/19/2018
Carlos Mata	Employee Mileage Expense	Treasurer/Collector	General Fund	26.16	3/19/2018
CCMSI	Project Administration Services	Human Resource Management	Insurance Liability	5,884.17	3/19/2018
CCMSI	Liability Insurance	Human Resource Management	Insurance Liability	99,029.74	3/19/2018
CCMSI	Workers Compensation	Human Resource Management	Insurance Liability	98,785.33	3/19/2018
CDM Smith Inc.	Engineering Services	Transportation	Transportation Sales Tax	62,861.74	3/19/2018
CDW Government LLC	Computer Hardware- Non Capital	Transportation	County Highway	692.99	3/19/2018
Central Dupage Hospital Association DBA HealthLab	Toxicology Expense	Coroner	General Fund	170.00	3/19/2018
CENVEO Inc	General Printing	Building Management	General Fund	761.25	3/19/2018
Chad's Towing & Recovery, Inc.	Repairs and Maint- Vehicles	Animal Control	Animal Control	65.00	3/19/2018
Chamberlain College of Nursing	DT ITA	WIOA 17	Workforce Development	1,802.00	3/19/2018
Changing Children's Worlds Foundation	External Grants	County Board	Grand Victoria Casino Elgin	1,308.00	3/19/2018
Charles A. Lasky	Internet	Other- Countywide Expenses	General Fund	99.95	3/19/2018



**CLAIMS PAID REPORT MARCH 2018 SUBMITTED FOR COUNTY BOARD APPROVAL**

CLAIMANT/CREDITOR	NATURE OF CLAIM	OFFICIAL/DEPARTMENT	FUND	AMOUNT PAID	DATE PAID
Charles W. Baumann	Miscellaneous Contractual Exp	Veterans' Commission	Veterans' Commission	400.00	3/19/2018
Cheryl Kane	Employee Mileage Expense	Health	County Health	166.66	3/19/2018
Cheryl Kane	Conferences and Meetings	Health	County Health	21.92	3/19/2018
Cheryl Kane	Employee Mileage Expense	Health	County Health	48.42	3/19/2018
Chicago Office Technology Group (COTG)	Repairs and Maint- Copiers	State's Attorney	General Fund	205.13	3/19/2018
Chicago Office Technology Group (COTG)	Repairs and Maint- Copiers	Public Defender	General Fund	42.60	3/19/2018
Chicago Parts and Sound, LLC	Repairs and Maint- Vehicles	Sheriff	General Fund	145.00	3/19/2018
Chicago Title Company, LLC	Highway Right of Way	Transportation	Transportation Sales Tax	60.00	3/19/2018
Chicago Title Company, LLC	Highway Right of Way	Transportation	Transportation Sales Tax	150.00	3/19/2018
Chicago Title Company, LLC	Highway Right of Way	Transportation	Transportation Sales Tax	150.00	3/19/2018
Chicago Tribune	Repairs and Maint- Buildings	Building Management	General Fund	139.78	3/19/2018
Chicago Tribune	Repairs and Maint- Buildings	Building Management	General Fund	84.42	3/19/2018
Chicago Tribune	General Advertising	Court Services	General Fund	69.89	3/19/2018
Chicago Tribune	General Advertising	Animal Control	Animal Control	55.43	3/19/2018
Chicago Tribune	General Printing	Environmental Management	Enterprise Surcharge	64.24	3/19/2018
Christian Viayra	Employee Mileage Expense	Circuit Clerk	General Fund	30.52	3/19/2018
Christopher B. Burke Engineering, Ltd.	Engineering Services	Transportation	County Highway	3,534.60	3/19/2018
Christopher J. Starkovich	Employee Mileage Expense	Court Services	General Fund	0.00	3/19/2018
Christopher J. Starkovich	Employee Mileage Expense	Court Services	General Fund	149.88	3/19/2018
Christopher Janovsky	Tuition Reimbursement	County Board	Grand Victoria Casino Elgin	561.86	3/19/2018
Chronicle Media, LLC	Legal Printing	County Clerk	General Fund	1,500.00	3/19/2018
Cigna Health and Life Insurance Company	Healthcare - Dental Insurance	Other- Countywide Expenses	Health Insurance Fund	64,391.39	3/19/2018
Cintas Corporation	Repairs and Maint- Vehicles	Sheriff	General Fund	34.30	3/19/2018
Cintas Corporation	Repairs and Maint- Vehicles	Sheriff	General Fund	34.30	3/19/2018
Cintas Corporation	Operating Supplies	Transportation	County Highway	331.12	3/19/2018
Cipher Technology Solutions Inc (CTS of Illinois)	Miscellaneous Contractual Exp	Public Defender	General Fund	75.00	3/19/2018
City of Aurora	External Grants	County Board	Grand Victoria Casino Elgin	16,089.00	3/19/2018
City of Aurora	Security Services	Court Services	Probation Services	2,160.56	3/19/2018
City of Aurora	Accrued Liabilities		Wireless 911	72,257.92	3/19/2018
City of Batavia	Utilities- Intersect Lighting	Transportation	County Highway	159.94	3/19/2018
City of Batavia	Utilities- Intersect Lighting	Transportation	County Highway	168.24	3/19/2018
City of Batavia	Utilities- Intersect Lighting	Transportation	County Highway	115.16	3/19/2018
City of Batavia	Utilities- Intersect Lighting	Transportation	County Highway	141.46	3/19/2018
City of Batavia	Utilities- Intersect Lighting	Transportation	County Highway	42.62	3/19/2018
City of Elgin	Security Services	Court Services	Probation Services	1,035.00	3/19/2018
City of Geneva	Utilities- Sewer	Building Management	General Fund	120.76	3/19/2018
City of Geneva	Utilities- Sewer	Building Management	General Fund	8.96	3/19/2018
City of Geneva	Utilities- Water	Building Management	General Fund	200.17	3/19/2018
City of Geneva	Utilities- Water	Building Management	General Fund	14.54	3/19/2018
City of Geneva	Utilities- Electric	Building Management	General Fund	84.48	3/19/2018
City of Geneva	Utilities- Electric	Building Management	General Fund	681.45	3/19/2018
City of Geneva	Utilities- Electric	Building Management	General Fund	4,180.52	3/19/2018
City of Geneva	Utilities- Electric	Building Management	General Fund	87.51	3/19/2018
City of Geneva	Utilities- Water	Animal Control	Animal Control	290.74	3/19/2018
City of Geneva	Utilities- Electric	Animal Control	Animal Control	736.07	3/19/2018

**CLAIMS PAID REPORT MARCH 2018 SUBMITTED FOR COUNTY BOARD APPROVAL**

CLAIMANT/CREDITOR	NATURE OF CLAIM	OFFICIAL/DEPARTMENT	FUND	AMOUNT PAID	DATE PAID
City of Geneva	Utilities- Intersect Lighting	Transportation	County Highway	71.94	3/19/2018
Comcast	Telephone	Operating Pool	Workforce Development	59.90	3/19/2018
Comcast	Internet	Operating Pool	Workforce Development	165.11	3/19/2018
Comcast	Internet	Operating Pool	Workforce Development	89.85	3/19/2018
Comcast	Telephone	One-Stop shared costs	Workforce Development	29.95	3/19/2018
Comcast	Internet	One-Stop shared costs	Workforce Development	78.17	3/19/2018
Comcast Cable	Computer Related Supplies	Recorder	Recorder's Automation	434.85	3/19/2018
ComEd	Repairs and Maint- Comm Equip	Kane Comm	Kane Comm	46.61	3/19/2018
ComEd	Utilities- Intersect Lighting	Transportation	County Highway	124.01	3/19/2018
ComEd	Utilities- Intersect Lighting	Transportation	County Highway	255.03	3/19/2018
ComEd	Utilities- Intersect Lighting	Transportation	County Highway	39.75	3/19/2018
ComEd	Utilities- Intersect Lighting	Transportation	County Highway	4,807.63	3/19/2018
ComEd	Utilities- Intersect Lighting	Transportation	County Highway	11.02	3/19/2018
ComEd	Utilities- Intersect Lighting	Transportation	County Highway	102.25	3/19/2018
ComEd	Utilities- Intersect Lighting	Transportation	County Highway	90.14	3/19/2018
ComEd	Utilities- Intersect Lighting	Transportation	County Highway	180.93	3/19/2018
ComEd	Utilities- Intersect Lighting	Transportation	County Highway	187.72	3/19/2018
ComEd	Utilities- Intersect Lighting	Transportation	County Highway	44.30	3/19/2018
ComEd	Utilities- Electric	Health	County Health	204.55	3/19/2018
ComEd	Utilities- Electric	Health	County Health	378.29	3/19/2018
ComEd	Utilities- Electric	Operating Pool	Workforce Development	253.10	3/19/2018
ComEd	Utilities- Intersect Lighting	Development	Mill Creek Special Service Area	57.88	3/19/2018
ComEd	Utilities- Intersect Lighting	Development	Mill Creek Special Service Area	23.67	3/19/2018
ComEd	Utilities- Intersect Lighting	Development	Mill Creek Special Service Area	100.91	3/19/2018
ComEd	Utilities- Intersect Lighting	Development	Mill Creek Special Service Area	55.94	3/19/2018
ComEd	Utilities- Intersect Lighting	Development	Mill Creek Special Service Area	32.85	3/19/2018
ComEd	Utilities- Intersect Lighting	Development	Mill Creek Special Service Area	23.67	3/19/2018
ComEd	Utilities- Intersect Lighting	Development	Mill Creek Special Service Area	64.11	3/19/2018
ComEd	Utilities- Intersect Lighting	Development	Mill Creek Special Service Area	29.32	3/19/2018
ComEd	Utilities- Intersect Lighting	Development	Mill Creek Special Service Area	5.38	3/19/2018
ComEd	Accrued Liabilities		Township Motor Fuel	2,402.14	3/19/2018
Computer Training Source	DT ITA	WIOA 17	Workforce Development	9,700.00	3/19/2018
Constellation NewEnergy Inc.	Utilities- Electric	Building Management	General Fund	1,701.21	3/19/2018
Constellation NewEnergy Inc.	Utilities- Electric	Transportation	County Highway	2,712.26	3/19/2018
Constellation NewEnergy Inc.	Utilities- Intersect Lighting	Transportation	County Highway	228.51	3/19/2018
Constellation NewEnergy Inc.	Utilities- Intersect Lighting	Transportation	County Highway	192.43	3/19/2018
Controlled F.O.R.C.E. Inc.	Employee Training	Sheriff	General Fund	870.00	3/19/2018
County of Kendall	Prepaid Expense		Workforce Development	808.00	3/19/2018
County of Kendall Sheriffs Department	Adult Prisoner Board and Care	Sheriff	General Fund	1,680.00	3/19/2018
Crawford Murphy & Tilly Inc (CMT)	Engineering Services	Transportation	Transportation Capital	5,400.37	3/19/2018
Crawford Murphy & Tilly Inc (CMT)	Engineering Services	Transportation	Transportation Capital	10,900.14	3/19/2018
Culligan Tri City Soft Water	Disposal and Water Softener Srvs	Transportation	County Highway	89.00	3/19/2018
Curran Contracting Company	Road Material	Transportation	Motor Fuel Local Option	1,496.40	3/19/2018
Curt Bommelman	Employee Mileage Expense	Circuit Clerk	General Fund	51.77	3/19/2018
Custom Products Corporation	Buildings and Grounds Supplies	Transportation	County Highway	8,550.00	3/19/2018

**CLAIMS PAID REPORT MARCH 2018 SUBMITTED FOR COUNTY BOARD APPROVAL**

CLAIMANT/CREDITOR	NATURE OF CLAIM	OFFICIAL/DEPARTMENT	FUND	AMOUNT PAID	DATE PAID
Custom Products Corporation	Sign Material	Transportation	County Highway	10,891.50	3/19/2018
Cynthia A. Lorenzo	Employee Mileage Expense	Law Library	Law Library	26.74	3/19/2018
Dana D. Bollman	Per Diem Expense	Judiciary and Courts	General Fund	200.00	3/19/2018
Dana D. Bollman	Court Reporter Costs	State's Attorney	General Fund	16.00	3/19/2018
Dana D. Bollman	Court Reporter Costs	State's Attorney	General Fund	15.50	3/19/2018
Dana D. Bollman	Court Reporter Costs	State's Attorney	General Fund	18.00	3/19/2018
Danessa Swafford	DT ITA	WIOA 17	Workforce Development	140.00	3/19/2018
Darin P. Earl	Internet	Other- Countywide Expenses	General Fund	59.99	3/19/2018
Darlene J. Skrbic	SS Transportation Assistance	WIOA 17	Workforce Development	331.02	3/19/2018
DAVID C KING	Employee Mileage Expense	Recorder	General Fund	29.98	3/19/2018
De Lage Landen Financial Services, Inc.	Repairs and Maint- Equipment	Judiciary and Courts	General Fund	125.00	3/19/2018
Deborah L. Conley LTD	Counseling Services	State's Attorney	Child Advocacy Center	1,200.00	3/19/2018
Deborah Mcellin	Employee Mileage Expense	Court Services	Drug Court Special Resources	83.38	3/19/2018
Debra DK. Schweer	Per Diem Expense	Judiciary and Courts	General Fund	256.00	3/19/2018
Defin.Net Solutions Inc	Contractual/Consulting Services	Other- Countywide Expenses	Judicial Technology Sales Tax	20,000.00	3/19/2018
Document Imaging Dimensions, Inc.	Operating Supplies	Judiciary and Courts	General Fund	278.00	3/19/2018
Document Imaging Dimensions, Inc.	Computer Related Supplies	Law Library	Law Library	169.00	3/19/2018
Donna Mueller	Internet	Other- Countywide Expenses	General Fund	52.00	3/19/2018
Dreyer Medical Clinic	Contractual/Consulting Services	Health	County Health	2,000.00	3/19/2018
Dude Solutions, Inc. (FacilityDude.com)	Repairs and Maint- Buildings	Building Management	General Fund	9,480.95	3/19/2018
DuPage Salt Company	Disposal and Water Softener Srvs	Animal Control	Animal Control	30.44	3/19/2018
DuPage Water Conditioning Co	Repairs and Maint- Buildings	Building Management	General Fund	389.52	3/19/2018
Ebelio Ponce	SS Transportation Assistance	WIOA 17	Workforce Development	302.15	3/19/2018
Ecker Center for Mental Health	Psychological/Psychiatric Srvs	Court Services	General Fund	1,670.00	3/19/2018
Eco-Clean Maintenance, Inc.	Janitorial Services	Court Services	General Fund	473.10	3/19/2018
Eco-Clean Maintenance, Inc.	Janitorial Services	Court Services	General Fund	473.10	3/19/2018
Edmentum, Inc.	Software Licensing Cost	Operating Pool	Workforce Development	2,470.00	3/19/2018
Ed's Auto Repair Inc	Repairs and Maint- Vehicles	State's Attorney	General Fund	296.32	3/19/2018
Elburn NAPA Inc	Vehicle Parts/Supplies	Transportation	Motor Fuel Local Option	6.00	3/19/2018
Elburn NAPA Inc	Vehicle Parts/Supplies	Transportation	Motor Fuel Local Option	(18.88)	3/19/2018
Elburn NAPA Inc	Vehicle Parts/Supplies	Transportation	Motor Fuel Local Option	346.25	3/19/2018
Elburn NAPA Inc	Vehicle Parts/Supplies	Transportation	Motor Fuel Local Option	97.57	3/19/2018
Elburn NAPA Inc	Vehicle Parts/Supplies	Transportation	Motor Fuel Local Option	174.01	3/19/2018
Elburn NAPA Inc	Equipment Parts/Supplies	Transportation	Motor Fuel Local Option	64.81	3/19/2018
Elburn NAPA Inc	Equipment Parts/Supplies	Transportation	Motor Fuel Local Option	122.84	3/19/2018
Elburn NAPA Inc	Equipment Parts/Supplies	Transportation	Motor Fuel Local Option	6.90	3/19/2018
Elburn NAPA Inc	Equipment Parts/Supplies	Transportation	Motor Fuel Local Option	18.88	3/19/2018
Elburn NAPA Inc	Equipment Parts/Supplies	Transportation	Motor Fuel Local Option	8.29	3/19/2018
Elburn NAPA Inc (dba North Aurora NAPA)	Repairs and Maint- Vehicles	Sheriff	General Fund	8.86	3/19/2018
Elburn NAPA Inc (dba North Aurora NAPA)	Repairs and Maint- Vehicles	Sheriff	General Fund	234.53	3/19/2018
Elburn NAPA Inc (dba North Aurora NAPA)	Repairs and Maint- Vehicles	Sheriff	General Fund	381.67	3/19/2018
Elgin Community College	Miscellaneous Contractual Exp	WIOA 17	Workforce Development	450.55	3/19/2018
Elgin Community College	Work Based Learning Activities	WIOA 17	Workforce Development	225.18	3/19/2018
Elgin Community College	Youth Supportive Services	WIOA 17	Workforce Development	20.00	3/19/2018
Elgin Community College	Miscellaneous Contractual Exp	WIOA 17	Workforce Development	9,311.27	3/19/2018

**CLAIMS PAID REPORT MARCH 2018 SUBMITTED FOR COUNTY BOARD APPROVAL**

CLAIMANT/CREDITOR	NATURE OF CLAIM	OFFICIAL/DEPARTMENT	FUND	AMOUNT PAID	DATE PAID
Elgin Community College	Work Based Learning Activities	WIOA 17	Workforce Development	5,641.51	3/19/2018
Elgin Community College	Youth ITA	WIOA 17	Workforce Development	12,790.85	3/19/2018
Elgin Community College	Youth Supportive Services	WIOA 17	Workforce Development	547.35	3/19/2018
Elgin Paper Co	Operating Supplies	Sheriff	General Fund	5,018.40	3/19/2018
Ellen Fultz-Schmid	Employee Mileage Expense	Law Library	Law Library	15.28	3/19/2018
Elmer Weber	Employee Mileage Expense	Merit Commission	General Fund	130.80	3/19/2018
Engineering Resource Associates, Inc.	Contractual/Consulting Services	County Board	Grand Victoria Casino Elgin	16,107.75	3/19/2018
EQ-The Environmental Quality Co. (dba US Ecology)	Contractual/Consulting Services	Environmental Management	Enterprise Surcharge	3,145.00	3/19/2018
Eric C Gwillim	Internet	Other- Countywide Expenses	General Fund	79.95	3/19/2018
Erik Bellows	SS Transportation Assistance	WIOA 17	Workforce Development	401.12	3/19/2018
Erin Rauscher	Employee Mileage Expense	Health	County Health	109.13	3/19/2018
Extra Space Storage	Prepaid Expense		Workforce Development	166.00	3/19/2018
F James Garbe	Prepaid Expense		Workforce Development	5,853.00	3/19/2018
Family Counseling Services	Psychological/Psychiatric Svcs	Court Services	Probation Services	240.00	3/19/2018
FedEx	Postage	Other- Countywide Expenses	General Fund	185.45	3/19/2018
FedEx	Postage	Other- Countywide Expenses	General Fund	318.43	3/19/2018
Feece Oil Company	Vehicle Parts/Supplies	Transportation	Motor Fuel Local Option	560.00	3/19/2018
Fidelity Security Life Insurance Company (Eyemed)	Healthcare - Vision Insurance	Other- Countywide Expenses	Health Insurance Fund	7,255.04	3/19/2018
Fidelity Security Life Insurance Company (Eyemed)	Healthcare - Vision Insurance	Other- Countywide Expenses	Health Insurance Fund	7,263.14	3/19/2018
Firestone Tire & Service Center	Repairs and Maint- Vehicles	Court Services	General Fund	56.18	3/19/2018
First Responders Wellness Center, LLC	Contractual/Consulting Services	Judiciary and Courts	General Fund	212.50	3/19/2018
First Responders Wellness Center, LLC	Contractual/Consulting Services	Judiciary and Courts	General Fund	255.00	3/19/2018
FleetPride Inc	Vehicle Parts/Supplies	Transportation	Motor Fuel Local Option	368.96	3/19/2018
FleetPride Inc	Vehicle Parts/Supplies	Transportation	Motor Fuel Local Option	193.54	3/19/2018
FleetPride Inc	Vehicle Parts/Supplies	Transportation	Motor Fuel Local Option	(193.54)	3/19/2018
Flexible Benefits Service Corporation	Accrued Liabilities		Flexible Spending Account	8,639.52	3/19/2018
Fox Valley Ford, Inc.	Repairs and Maint- Vehicles	Sheriff	General Fund	44.96	3/19/2018
Fox Valley Ford, Inc.	Repairs and Maint- Vehicles	Sheriff	General Fund	67.50	3/19/2018
Fox Valley Ford, Inc.	Repairs and Maint- Vehicles	Sheriff	General Fund	67.50	3/19/2018
Fox Valley Ford, Inc.	Repairs and Maint- Vehicles	Sheriff	General Fund	234.95	3/19/2018
Frank's Employment Inc (Frank's Temporaries)	Miscellaneous Contractual Exp	Judiciary and Courts	General Fund	136.50	3/19/2018
Fuller's Full Service Car Wash	Repairs and Maint- Buildings	Building Management	General Fund	40.95	3/19/2018
Fuse, LLC (Kelmscott)	Jurors' Expense	Judiciary and Courts	General Fund	2,250.00	3/19/2018
G&K Services, Inc.	Uniform Supplies	Transportation	Motor Fuel Local Option	260.48	3/19/2018
G&K Services, Inc.	Uniform Supplies	Transportation	Motor Fuel Local Option	260.48	3/19/2018
G.L. Denson, Inc.	Court Reporter Costs	State's Attorney	General Fund	72.00	3/19/2018
G.W. Berkheimer Co., Inc.	Repairs and Maint- Buildings	Building Management	General Fund	238.87	3/19/2018
Gateway Foundation	Psychological/Psychiatric Svcs	Court Services	General Fund	1,670.00	3/19/2018
Gatza Electric, Inc.	Intersect Lighting Services	Development	Mill Creek Special Service Area	2,496.00	3/19/2018
Genesis Healthcare Institute, LLC	DT ITA	WIOA 17	Workforce Development	10,000.00	3/19/2018
Genesis Technologies Inc.	Office Supplies	Finance	General Fund	101.25	3/19/2018
Genesis Technologies Inc.	Computer Related Supplies	Court Services	General Fund	536.97	3/19/2018
Gerald L. Heinz & Associates, Inc.	Engineering Services	Development	Cost Share Drainage	1,264.50	3/19/2018
Geraldine Ortega	SS Transportation Assistance	WIOA 17	Workforce Development	317.74	3/19/2018
Gina Hanson	Employee Mileage Expense	Circuit Clerk	General Fund	68.67	3/19/2018

**CLAIMS PAID REPORT MARCH 2018 SUBMITTED FOR COUNTY BOARD APPROVAL**

CLAIMANT/CREDITOR	NATURE OF CLAIM	OFFICIAL/DEPARTMENT	FUND	AMOUNT PAID	DATE PAID
Glen Mills Schools	Juvenile Board and Care	Court Services	General Fund	10,584.00	3/19/2018
Gordon Flesch Company Inc	Repairs and Maint- Equipment	Judiciary and Courts	General Fund	49.00	3/19/2018
Gordon Flesch Company Inc	Repairs and Maint- Equipment	Judiciary and Courts	General Fund	34.15	3/19/2018
Gordon Flesch Company Inc	Repairs and Maint- Equipment	Judiciary and Courts	General Fund	26.62	3/19/2018
Gordon Flesch Company Inc	Equipment Rental	Judiciary and Courts	General Fund	562.00	3/19/2018
Gordon Flesch Company Inc	Repairs and Maint- Copiers	State's Attorney	General Fund	25.07	3/19/2018
Gordon Flesch Company Inc	Office Supplies	Public Defender	General Fund	1,701.57	3/19/2018
Gordon Flesch Company Inc	Repairs and Maint- Copiers	State's Attorney	Insurance Liability	87.45	3/19/2018
Gordon Flesch Company Inc	Repairs and Maint- Copiers	Recorder	Recorder's Automation	18.92	3/19/2018
Gordon Flesch Company Inc	Repairs and Maint- Copiers	Animal Control	Animal Control	24.39	3/19/2018
Gordon Flesch Company Inc	Repairs and Maint- Office Equip	Health	County Health	128.00	3/19/2018
Grainger Inc	Repairs and Maint- Buildings	Building Management	General Fund	38.72	3/19/2018
Grainger Inc	Repairs and Maint- Buildings	Building Management	General Fund	330.90	3/19/2018
Grainger Inc	Repairs and Maint- Buildings	Building Management	General Fund	281.30	3/19/2018
Grainger Inc	Repairs and Maint- Equipment	Animal Control	Animal Control	78.42	3/19/2018
Gregg E. Larson	DT ITA	WIOA 17	Workforce Development	136.50	3/19/2018
Grundy-Kendall Regional Office of Education	Youth Supportive Services	WIOA 17	Workforce Development	15.00	3/19/2018
Grundy-Kendall Regional Office of Education	Miscellaneous Contractual Exp	WIOA 17	Workforce Development	5,265.32	3/19/2018
Grundy-Kendall Regional Office of Education	Miscellaneous Contractual Exp	WIOA 17	Workforce Development	5,094.18	3/19/2018
Grundy-Kendall Regional Office of Education	Work Based Learning Activities	WIOA 17	Workforce Development	1,678.71	3/19/2018
Grundy-Kendall Regional Office of Education	Work Based Learning Activities	WIOA 17	Workforce Development	1,503.25	3/19/2018
Grundy-Kendall Regional Office of Education	Youth Supportive Services	WIOA 17	Workforce Development	45.00	3/19/2018
Grundy-Kendall Regional Office of Education	Youth Supportive Services	WIOA 17	Workforce Development	90.00	3/19/2018
Grundy-Kendall Regional Office of Education	Miscellaneous Contractual Exp	WIOA 17	Workforce Development	50.00	3/19/2018
Grundy-Kendall Regional Office of Education	Miscellaneous Contractual Exp	WIOA 17	Workforce Development	3,033.64	3/19/2018
Grundy-Kendall Regional Office of Education	Miscellaneous Contractual Exp	WIOA 17	Workforce Development	3,275.00	3/19/2018
Grundy-Kendall Regional Office of Education	Work Based Learning Activities	WIOA 17	Workforce Development	848.00	3/19/2018
Grundy-Kendall Regional Office of Education	Work Based Learning Activities	WIOA 17	Workforce Development	862.01	3/19/2018
Grundy-Kendall Regional Office of Education	Youth Supportive Services	WIOA 17	Workforce Development	60.00	3/19/2018
Halle Cox	Employee Mileage Expense	Law Library	Law Library	70.88	3/19/2018
Halle Cox	Office Supplies	Law Library	Law Library	85.66	3/19/2018
Halle Cox	Books and Subscriptions	Law Library	Law Library	9.99	3/19/2018
Hampshire Township	Township Payable - Hampshire		County Highway	120.00	3/19/2018
Hampton Lenzini & Renwick, Inc. (HLR)	Bridge Inspection	Transportation	County Bridge	28,733.49	3/19/2018
Hampton Lenzini & Renwick, Inc. (HLR)	Accrued Liabilities		Township Motor Fuel	1,025.13	3/19/2018
Havlicek Geneva Ace Hardware LLC	Repairs and Maint- Buildings	Building Management	General Fund	22.49	3/19/2018
Havlicek Geneva Ace Hardware LLC	Repairs and Maint- Buildings	Building Management	General Fund	11.47	3/19/2018
Havlicek Geneva Ace Hardware LLC	Operating Supplies	Sheriff	General Fund	19.77	3/19/2018
Havlicek Geneva Ace Hardware LLC	Operating Supplies	Emergency Management Services	General Fund	12.56	3/19/2018
Healthcare Waste Management Inc	Disposal and Water Softener Srvs	Sheriff	General Fund	265.00	3/19/2018
Heather Fenn	Employee Mileage Expense	Circuit Clerk	General Fund	18.53	3/19/2018
Helen Wei	Internet	Other- Countywide Expenses	General Fund	44.99	3/19/2018
Hervas Condon & Bersani PC	Legal Services	State's Attorney	Insurance Liability	2,635.48	3/19/2018
Hervas Condon & Bersani PC	Legal Services	State's Attorney	Insurance Liability	53,045.25	3/19/2018
Hinshaw & Culbertson LLP	Legal Services	State's Attorney	Insurance Liability	270.00	3/19/2018



**CLAIMS PAID REPORT MARCH 2018 SUBMITTED FOR COUNTY BOARD APPROVAL**

CLAIMANT/CREDITOR	NATURE OF CLAIM	OFFICIAL/DEPARTMENT	FUND	AMOUNT PAID	DATE PAID
Hinshaw & Culbertson LLP	Legal Services	State's Attorney	Insurance Liability	405.00	3/19/2018
HIPP Temporary Staffing Inc	Contractual/Consulting Services	Information Technologies	General Fund	1,338.75	3/19/2018
HIPP Temporary Staffing Inc	Contractual/Consulting Services	Information Technologies	General Fund	1,641.50	3/19/2018
HIPP Temporary Staffing Inc	Communications Equipment	Other- Countywide Expenses	Public Safety Sales Tax	154.00	3/19/2018
HIPP Temporary Staffing Inc	Communications Equipment	Other- Countywide Expenses	Public Safety Sales Tax	161.00	3/19/2018
HIPP Temporary Staffing Inc	Contractual/Consulting Services	Information Technologies	Web Technical Services	238.00	3/19/2018
Holly Winter	Employee Mileage Expense	Supervisor of Assessments	General Fund	4.69	3/19/2018
Housing Continuum Inc	Miscellaneous Contractual Exp	Development	Community Dev Block Program	92,820.00	3/19/2018
HP Products (PCS Industries)	Cleaning Supplies	Building Management	General Fund	386.80	3/19/2018
HP Products (PCS Industries)	Cleaning Supplies	Building Management	General Fund	176.01	3/19/2018
HP Products (PCS Industries)	Operating Supplies	Animal Control	Animal Control	34.06	3/19/2018
HR GREEN Inc (formerly SEC GROUP Inc)	Engineering Services	Transportation	Transportation Sales Tax	1,482.58	3/19/2018
Huddleston McBride Drainage Co.	Contractual/Consulting Services	Development	Cost Share Drainage	5,040.00	3/19/2018
IL Assn of County Engineers	Conferences and Meetings	Transportation	County Highway	100.00	3/19/2018
IL Department of Innovation & Technology (CMS)	Contractual/Consulting Services	Sheriff	General Fund	894.70	3/19/2018
IL Dept of Financial & Professional Regulation	General Association Dues	Animal Control	Animal Control	100.00	3/19/2018
IL Dept of Public Health, Div of Vital Records	Accrued Liabilities		Death Certificates	12,360.00	3/19/2018
ILLCO INC	Repairs and Maint- Buildings	Building Management	General Fund	20.85	3/19/2018
ILLCO INC	Repairs and Maint- Buildings	Building Management	General Fund	322.30	3/19/2018
ILLCO INC	Repairs and Maint- Buildings	Building Management	General Fund	(758.84)	3/19/2018
ILLCO INC	Repairs and Maint- Buildings	Building Management	General Fund	728.50	3/19/2018
Illinois Construction & Environ. Consulting(ICE)	Engineering Services	Transportation	Transportation Sales Tax	5,595.88	3/19/2018
Illinois Department of Employment Security	Professional Services	One-Stop shared costs	Workforce Development	765.30	3/19/2018
Illinois Department of Employment Security	Professional Services	One-Stop shared costs	Workforce Development	900.54	3/19/2018
Illinois Department of Employment Security	Janitorial Services	One-Stop shared costs	Workforce Development	1,912.65	3/19/2018
Illinois Department of Employment Security	Janitorial Services	One-Stop shared costs	Workforce Development	1,920.48	3/19/2018
Illinois Department of Employment Security	Building Space Rental	One-Stop shared costs	Workforce Development	2,593.08	3/19/2018
Illinois Department of Employment Security	Building Space Rental	One-Stop shared costs	Workforce Development	4,261.89	3/19/2018
Illinois Department of Employment Security	Equipment Rental	One-Stop shared costs	Workforce Development	1,512.00	3/19/2018
Illinois Department of Employment Security	Equipment Rental	One-Stop shared costs	Workforce Development	1,236.00	3/19/2018
Illinois Department of Employment Security	Office Supplies	One-Stop shared costs	Workforce Development	16.71	3/19/2018
Illinois Department of Employment Security	Office Supplies	One-Stop shared costs	Workforce Development	15.15	3/19/2018
Illinois Department of Employment Security	Utilities- Natural Gas	One-Stop shared costs	Workforce Development	35.46	3/19/2018
Illinois Department of Employment Security	Utilities- Natural Gas	One-Stop shared costs	Workforce Development	36.51	3/19/2018
Illinois Department of Employment Security	Utilities- Electric	One-Stop shared costs	Workforce Development	511.38	3/19/2018
Illinois Department of Employment Security	Utilities- Electric	One-Stop shared costs	Workforce Development	496.41	3/19/2018
Illinois Institute for Continuing Legal Education	Books and Subscriptions	Law Library	Law Library	131.25	3/19/2018
Illinois Lighting Inc	Repairs and Maint- Buildings	Building Management	General Fund	139.00	3/19/2018
Illinois Lighting Inc	Repairs and Maint- Buildings	Animal Control	Animal Control	300.00	3/19/2018
Illinois Valley Community College	DT ITA	TAA 16	Workforce Development	163.00	3/19/2018
Illinois Valley Community College	DT ITA	TAA 16	Workforce Development	1,055.95	3/19/2018
Image-Pro Services & Supplies Inc	Repairs and Maint- Copiers	Treasurer/Collector	General Fund	1,074.85	3/19/2018
Image-Pro Services & Supplies Inc	Computer Related Supplies	Circuit Clerk	Court Document Storage	477.91	3/19/2018
Image-Pro Services & Supplies Inc	Computer Related Supplies	Circuit Clerk	Court Document Storage	709.99	3/19/2018
Image-Pro Services & Supplies Inc	Computer Related Supplies	Circuit Clerk	Court Document Storage	376.18	3/19/2018

**CLAIMS PAID REPORT MARCH 2018 SUBMITTED FOR COUNTY BOARD APPROVAL**

CLAIMANT/CREDITOR	NATURE OF CLAIM	OFFICIAL/DEPARTMENT	FUND	AMOUNT PAID	DATE PAID
Impact Networking, LLC	Repairs and Maint- Copiers	County Board	General Fund	14.00	3/19/2018
Impact Networking, LLC	Printing Supplies	Information Technologies	General Fund	1,534.09	3/19/2018
Impact Networking, LLC	Repairs and Maint- Copiers	Sheriff	General Fund	213.01	3/19/2018
Impact Networking, LLC	Repairs and Maint- Copiers	Court Services	General Fund	20.00	3/19/2018
Impact Networking, LLC	Repairs and Maint- Copiers	Circuit Clerk	Court Document Storage	46.90	3/19/2018
Impact Networking, LLC	Repairs and Maint- Copiers	Circuit Clerk	Court Document Storage	54.98	3/19/2018
Impact Networking, LLC	Repairs and Maint- Copiers	Transportation	County Highway	35.82	3/19/2018
Impact Networking, LLC	Repairs and Maint- Office Equip	Health	County Health	750.06	3/19/2018
Impact Networking, LLC	Repairs and Maint- Copiers	Veterans' Commission	Veterans' Commission	36.33	3/19/2018
Impact Networking, LLC	Office Supplies	WIOA 17	Workforce Development	27.74	3/19/2018
Impact Networking, LLC	Office Supplies	Operating Pool	Workforce Development	68.02	3/19/2018
Impact Networking, LLC	Office Supplies	Operating Pool	Workforce Development	27.74	3/19/2018
Impact Networking, LLC	Office Supplies	One-Stop shared costs	Workforce Development	42.07	3/19/2018
Industrial Maintenance Services	Contractual/Consulting Services	Development	Mill Creek Special Service Area	60.00	3/19/2018
J & K Consultants, Inc.	Healthcare - Medical Expense Reimbursement	Other- Countywide Expenses	Health Insurance Fund	8,116.96	3/19/2018
J Patrick Jaeger	Legal Services	Transportation	County Highway	4,000.00	3/19/2018
James E Essig	Employee Mileage Expense	Circuit Clerk	General Fund	98.10	3/19/2018
James G Guagliardo	Legal Services	State's Attorney	Insurance Liability	1,187.50	3/19/2018
Jeanine Fassnacht	Court Reporter Costs	State's Attorney	General Fund	20.00	3/19/2018
Jeanine Fassnacht	Court Reporter Costs	State's Attorney	General Fund	42.00	3/19/2018
Jeanine Fassnacht	Court Reporter Costs	State's Attorney	General Fund	544.00	3/19/2018
JEFFREY S MAZZA	Employee Mileage Expense	Court Services	General Fund	40.33	3/19/2018
Jennifer Kolberg	Employee Mileage Expense	Court Services	General Fund	21.25	3/19/2018
Jennifer A. Fiene	Computer Related Supplies	Supervisor of Assessments	General Fund	1,140.00	3/19/2018
Jennifer A. Fiene	Computer Related Supplies	Supervisor of Assessments	General Fund	20.00	3/19/2018
Jill E Gasparaitis	Court Reporter Costs	State's Attorney	General Fund	72.00	3/19/2018
JOANNE HASSLER	Employee Mileage Expense	Circuit Clerk	General Fund	14.72	3/19/2018
Jodie Wollnik	Conferences and Meetings	Development	General Fund	27.55	3/19/2018
Joel Castillo	SS Transportation Assistance	TAA 16	Workforce Development	456.27	3/19/2018
Jon Kloese	Internet	Other- Countywide Expenses	General Fund	64.90	3/19/2018
Joy Yehnert	Employee Mileage Expense	Transportation	County Highway	98.10	3/19/2018
Joy Yehnert	Office Supplies	Transportation	County Highway	33.59	3/19/2018
Juan Magana	Employee Mileage Expense	Health	County Health	63.77	3/19/2018
Julie Turner	Counseling Services	State's Attorney	Child Advocacy Center	1,200.00	3/19/2018
Just In Time Sandwich & Deli Inc	Jurors' Expense	Judiciary and Courts	General Fund	2,863.39	3/19/2018
Just In Time Sandwich & Deli Inc	Jurors' Expense	Judiciary and Courts	General Fund	1,233.30	3/19/2018
Just In Time Sandwich & Deli Inc	Jurors' Expense	Judiciary and Courts	General Fund	738.00	3/19/2018
Kaitlyn Barten	Employee Mileage Expense	Circuit Clerk	General Fund	196.20	3/19/2018
Kane County Bar Foundation, Inc.	Contractual/Consulting Services	Judiciary and Courts	Children's Waiting Room	9,716.87	3/19/2018
Kane County Clerk	Operating Supplies	County Clerk	Vital Records Automation	200.00	3/19/2018
Kane County Regional Office of Education	Miscellaneous Contractual Exp	Human Resource Management	General Fund	200.00	3/19/2018
Kane County Sheriff	Accounts Receivable		County Sheriff DEF Federal	8,583.60	3/19/2018
Kaneville Township	Township Payable - Kaneville		County Highway	40.00	3/19/2018
Kara Botello	Contractual/Consulting Services	Judiciary and Courts	General Fund	3,360.00	3/19/2018
Kathleen LeComte	Per Diem Expense	Judiciary and Courts	General Fund	396.00	3/19/2018

**CLAIMS PAID REPORT MARCH 2018 SUBMITTED FOR COUNTY BOARD APPROVAL**

CLAIMANT/CREDITOR	NATURE OF CLAIM	OFFICIAL/DEPARTMENT	FUND	AMOUNT PAID	DATE PAID
Kathleen LeComte	Court Reporter Costs	State's Attorney	General Fund	20.00	3/19/2018
Kathleen LeComte	Court Reporter Costs	State's Attorney	General Fund	1,344.00	3/19/2018
KD Repair	Repairs and Maint- Vehicles	County Clerk	General Fund	479.99	3/19/2018
Kenneth Anderson	SS Transportation Assistance	WIOA 17	Workforce Development	17.99	3/19/2018
Kerber, Eck, & Braeckel (KEB)	Professional Services	WIOA 17	Workforce Development	13.50	3/19/2018
Kerber, Eck, & Braeckel (KEB)	Professional Services	WIOA 17	Workforce Development	40.50	3/19/2018
Kevin Majerchin	SS Transportation Assistance	TAA 16	Workforce Development	60.16	3/19/2018
Kishwaukee College	Miscellaneous Contractual Exp	WIOA 17	Workforce Development	10,590.42	3/19/2018
Kishwaukee College	Work Based Learning Activities	WIOA 17	Workforce Development	1,938.70	3/19/2018
Kishwaukee College	Youth Supportive Services	WIOA 17	Workforce Development	1,091.91	3/19/2018
Knight, Hoppe, Kurnik & Knight, Ltd.	Legal Services	State's Attorney	Insurance Liability	473.00	3/19/2018
Knight, Hoppe, Kurnik & Knight, Ltd.	Legal Services	State's Attorney	Insurance Liability	653.00	3/19/2018
Konica Minolta Business Solutions	Repairs and Maint- Copiers	Treasurer/Collector	General Fund	24.68	3/19/2018
Konica Minolta Business Solutions	Repairs and Maint- Copiers	Public Defender	General Fund	43.55	3/19/2018
Kurt D. Lebo	Employee Mileage Expense	Information Technologies	General Fund	24.36	3/19/2018
Kurt D. Lebo	Internet	Other- Countywide Expenses	General Fund	79.95	3/19/2018
Lakeside for Children	Juvenile Board and Care	Court Services	General Fund	19,320.00	3/19/2018
Lauren E. Behnke	Employee Mileage Expense	County Clerk	General Fund	33.67	3/19/2018
Lazarus House	Miscellaneous Contractual Exp	Development	Community Dev Block Program	19,080.00	3/19/2018
Leach Enterprises, Inc.	Vehicle Parts/Supplies	Transportation	Motor Fuel Local Option	31.50	3/19/2018
LexisNexis	Miscellaneous Contractual Exp	Law Library	Law Library	927.00	3/19/2018
LexisNexis	Miscellaneous Contractual Exp	Law Library	Law Library	1,276.00	3/19/2018
LexisNexis Matthew Bender	Books and Subscriptions	Law Library	Law Library	186.00	3/19/2018
LexisNexis Matthew Bender	Books and Subscriptions	Law Library	Law Library	344.00	3/19/2018
LexisNexis Matthew Bender	Books and Subscriptions	Law Library	Law Library	133.00	3/19/2018
Lift Works, Inc.	Repairs and Maint- Buildings	Building Management	General Fund	727.50	3/19/2018
Linda Sullivan	Employee Mileage Expense	Circuit Clerk	General Fund	10.90	3/19/2018
Lindsay Phillips	Employee Mileage Expense	Circuit Clerk	General Fund	13.63	3/19/2018
Lindsey Brusky	Conferences and Meetings	Information Technologies	General Fund	388.60	3/19/2018
Lindsey Brusky	Internet	Other- Countywide Expenses	General Fund	90.95	3/19/2018
Lionheart Critical Power Specialists, Inc.	Repairs and Maint- Buildings	Building Management	General Fund	532.95	3/19/2018
Lisa Court Reporting Inc	Per Diem Expense	Judiciary and Courts	General Fund	1,887.00	3/19/2018
Lisa Court Reporting Inc	Per Diem Expense	Judiciary and Courts	General Fund	332.00	3/19/2018
Lise Hauser	Operating Supplies	Health	County Health	25.32	3/19/2018
Liz Swanson	Employee Mileage Expense	Health	County Health	13.64	3/19/2018
Lois Renee Vaughn	Employee Mileage Expense	Court Services	General Fund	76.30	3/19/2018
Lori Anderson Crimmins	Fuel- Vehicles	State's Attorney	General Fund	27.01	3/19/2018
Lowes	Repairs and Maintenance- Roads	Building Management	General Fund	53.64	3/19/2018
Lowes	Repairs and Maint- Buildings	Building Management	General Fund	25.11	3/19/2018
Lowes	Repairs and Maint- Buildings	Building Management	General Fund	2.76	3/19/2018
Lowes	Repairs and Maint- Buildings	Building Management	General Fund	6.02	3/19/2018
Lowes	Repairs and Maint- Buildings	Building Management	General Fund	81.69	3/19/2018
Lowes	Repairs and Maint- Buildings	Building Management	General Fund	8.70	3/19/2018
Lowes	Repairs and Maint- Buildings	Building Management	General Fund	11.96	3/19/2018
Lowes	Repairs and Maint- Buildings	Building Management	General Fund	25.07	3/19/2018



**CLAIMS PAID REPORT MARCH 2018 SUBMITTED FOR COUNTY BOARD APPROVAL**

CLAIMANT/CREDITOR	NATURE OF CLAIM	OFFICIAL/DEPARTMENT	FUND	AMOUNT PAID	DATE PAID
Lowe's	Repairs and Maint- Buildings	Building Management	General Fund	15.09	3/19/2018
Lowe's	Repairs and Maint- Buildings	Building Management	General Fund	294.15	3/19/2018
Lowe's	Repairs and Maint- Buildings	Building Management	General Fund	(21.79)	3/19/2018
Lowe's	Repairs and Maint- Buildings	Building Management	General Fund	26.62	3/19/2018
Lowe's	Repairs and Maint- Buildings	Building Management	General Fund	85.49	3/19/2018
Lowe's	Repairs and Maint- Buildings	Building Management	General Fund	38.82	3/19/2018
Lowe's	Repairs and Maint- Buildings	Building Management	General Fund	39.93	3/19/2018
Lowe's	Repairs and Maint- Buildings	Building Management	General Fund	30.74	3/19/2018
Lowe's	Repairs and Maint- Buildings	Building Management	General Fund	6.07	3/19/2018
Lowe's	Repairs and Maint- Buildings	Building Management	General Fund	9.49	3/19/2018
Lowe's	Repairs and Maint- Buildings	Building Management	General Fund	42.61	3/19/2018
Lowe's	Repairs and Maint- Buildings	Building Management	General Fund	21.52	3/19/2018
Lowe's	Repairs and Maint- Buildings	Building Management	General Fund	108.27	3/19/2018
Lowe's	Repairs and Maint- Buildings	Building Management	General Fund	122.55	3/19/2018
Lowe's	Repairs and Maint- Buildings	Building Management	General Fund	30.55	3/19/2018
Lowe's	Repairs and Maint- Buildings	Building Management	General Fund	40.19	3/19/2018
Lowe's	Repairs and Maint- Buildings	Building Management	General Fund	34.53	3/19/2018
Lowe's	Repairs and Maint- Buildings	Animal Control	Animal Control	20.13	3/19/2018
Lowe's	Repairs and Maint- Buildings	Animal Control	Animal Control	6.64	3/19/2018
LRS Holdings LLC dba Lakeshore Recycling Systems	Professional Services	Environmental Management	Enterprise Surcharge	100.00	3/19/2018
MailFinance (formerly Neopost Leasing)	Repairs and Maint- Copiers	Supervisor of Assessments	General Fund	290.00	3/19/2018
Making Kane County Fit For Kids	Contractual/Consulting Services	Health	County Health	25,000.00	3/19/2018
Mansfield Oil Company of Gainesville, Inc	Fuel- Vehicles	Sheriff	General Fund	15,735.79	3/19/2018
Mansfield Oil Company of Gainesville, Inc	Fuel- Vehicles	Transportation	County Highway	7,333.53	3/19/2018
Mansfield Oil Company of Gainesville, Inc	Fuel- Vehicles	Transportation	County Highway	9,210.60	3/19/2018
Mansfield Oil Company of Gainesville, Inc	Fuel- Vehicles	Transportation	County Highway	8,881.60	3/19/2018
Maple Park Trucking Inc	Repairs and Maintenance- Roads	Building Management	General Fund	1,455.00	3/19/2018
Maple Park Trucking Inc	Repairs and Maintenance- Roads	Building Management	General Fund	880.00	3/19/2018
Maple Park Trucking Inc	Repairs and Maintenance- Roads	Building Management	General Fund	260.00	3/19/2018
Maple Park Trucking Inc	Repairs and Maintenance- Roads	Building Management	General Fund	260.00	3/19/2018
Marberry Cleaners & Launderers	Miscellaneous Contractual Exp	Coroner	Coroner Administration	42.00	3/19/2018
Marberry Cleaners & Launderers	Miscellaneous Contractual Exp	Coroner	Coroner Administration	14.64	3/19/2018
Marberry Cleaners & Launderers	Miscellaneous Contractual Exp	Coroner	Coroner Administration	30.50	3/19/2018
Marberry Cleaners & Launderers	Miscellaneous Contractual Exp	Coroner	Coroner Administration	29.28	3/19/2018
Marberry Cleaners & Launderers	Miscellaneous Contractual Exp	Coroner	Coroner Administration	24.40	3/19/2018
Margaret E Steinberg	Court Reporter Costs	State's Attorney	General Fund	28.00	3/19/2018
Maria A. Castillo	Contractual/Consulting Services	Judiciary and Courts	General Fund	686.00	3/19/2018
Maria C. Arredondo	DT ITA	TAA 16	Workforce Development	283.73	3/19/2018
Maria E. Almanza	Employee Mileage Expense	Health	County Health	186.39	3/19/2018
Maria Rodriguez	Contractual/Consulting Services	Judiciary and Courts	General Fund	742.00	3/19/2018
Mark D. Armstrong	Conferences and Meetings	Supervisor of Assessments	General Fund	302.10	3/19/2018
Mark D. Armstrong	Conferences and Meetings	Supervisor of Assessments	General Fund	167.64	3/19/2018
Mark D. Armstrong	Employee Mileage Expense	Supervisor of Assessments	General Fund	248.80	3/19/2018
Mark D. Armstrong	Employee Mileage Expense	Supervisor of Assessments	General Fund	226.72	3/19/2018
Marks Machine Shop Inc	Repairs and Maintenance- Roads	Building Management	General Fund	995.00	3/19/2018

**CLAIMS PAID REPORT MARCH 2018 SUBMITTED FOR COUNTY BOARD APPROVAL**

CLAIMANT/CREDITOR	NATURE OF CLAIM	OFFICIAL/DEPARTMENT	FUND	AMOUNT PAID	DATE PAID
Markus D. Russell	SS Transportation Assistance	WIOA 17	Workforce Development	912.83	3/19/2018
Martin Implement Sales Inc	Equipment Parts/Supplies	Transportation	Motor Fuel Local Option	36.80	3/19/2018
Martin Implement Sales Inc	Equipment Parts/Supplies	Transportation	Motor Fuel Local Option	73.08	3/19/2018
Mary A Trezzo	Per Diem Expense	Judiciary and Courts	General Fund	32.00	3/19/2018
Mary A Trezzo	Per Diem Expense	Judiciary and Courts	General Fund	100.00	3/19/2018
Mary A Trezzo	Court Reporter Costs	State's Attorney	General Fund	28.00	3/19/2018
Mary A Trezzo	Court Reporter Costs	State's Attorney	General Fund	44.00	3/19/2018
MaryAnn Kabara	Employee Mileage Expense	Circuit Clerk	General Fund	104.64	3/19/2018
MaryJo D'Avola	Per Diem Expense	Judiciary and Courts	General Fund	33.25	3/19/2018
Matthew J. Homer	Employee Mileage Expense	County Clerk	General Fund	418.56	3/19/2018
Matthew Meyer	Internet	Other- Countywide Expenses	General Fund	139.93	3/19/2018
Meade Inc.	Utilities- Intersect Lighting	Transportation	Motor Fuel Local Option	1,987.97	3/19/2018
Meade Inc.	Utilities- Intersect Lighting	Transportation	Motor Fuel Local Option	44,188.98	3/19/2018
Mechanical, Inc.	Repairs and Maint- Buildings	Building Management	General Fund	133.79	3/19/2018
Mechanical, Inc.	Repairs and Maint- Equipment	Building Management	General Fund	661.15	3/19/2018
Mechanical, Inc.	Repairs and Maint- Buildings	Building Management	General Fund	763.44	3/19/2018
Mechanical, Inc.	Repairs and Maint- Buildings	Building Management	General Fund	755.60	3/19/2018
Mechanical, Inc.	Repairs and Maint- Buildings	Building Management	General Fund	330.58	3/19/2018
Mechanical, Inc.	Repairs and Maint- Buildings	Building Management	General Fund	188.90	3/19/2018
Mechanical, Inc.	Repairs and Maint- Buildings	Building Management	General Fund	236.13	3/19/2018
Mechanical, Inc.	Repairs and Maint- Equipment	Building Management	General Fund	6,670.00	3/19/2018
Mechanical, Inc.	Repairs and Maint- Buildings	Building Management	General Fund	944.50	3/19/2018
Mechanical, Inc.	Repairs and Maint- Buildings	Building Management	General Fund	378.00	3/19/2018
Mechanical, Inc.	Repairs and Maint- Buildings	Building Management	General Fund	661.15	3/19/2018
Medline Industries, Inc.	Medical Supplies and Drugs	Health	County Health	31.77	3/19/2018
Medline Industries, Inc.	Medical Supplies and Drugs	Health	County Health	11.16	3/19/2018
Melinda Jackson	Employee Mileage Expense	Circuit Clerk	General Fund	59.95	3/19/2018
Menards, Inc.	Repairs and Maint- Buildings	Building Management	General Fund	16.54	3/19/2018
Menards, Inc.	Repairs and Maint- Buildings	Building Management	General Fund	68.69	3/19/2018
Menards, Inc.	Repairs and Maint- Buildings	Building Management	General Fund	59.40	3/19/2018
Menards, Inc.	Repairs and Maint- Buildings	Building Management	General Fund	92.54	3/19/2018
Menards, Inc.	Repairs and Maint- Buildings	Building Management	General Fund	26.95	3/19/2018
Menards, Inc.	Repairs and Maint- Buildings	Building Management	General Fund	53.93	3/19/2018
Menards, Inc.	Repairs and Maint- Buildings	Building Management	General Fund	65.55	3/19/2018
Menards, Inc.	Repairs and Maint- Buildings	Building Management	General Fund	5.99	3/19/2018
Menards, Inc.	Repairs and Maint- Buildings	Building Management	General Fund	191.70	3/19/2018
Menards, Inc.	Repairs and Maint- Buildings	Building Management	General Fund	46.78	3/19/2018
Menards, Inc.	Repairs and Maint- Buildings	Building Management	General Fund	46.48	3/19/2018
Menards, Inc.	Operating Supplies	County Clerk	General Fund	51.90	3/19/2018
Menards, Inc.	Operating Supplies	County Clerk	General Fund	162.04	3/19/2018
Menards, Inc.	Repairs and Maint- Equipment	Emergency Management Services	General Fund	12.79	3/19/2018
Menards, Inc.	Repairs and Maint- Buildings	Transportation	County Highway	97.52	3/19/2018
Menards, Inc.	Repairs and Maint- Buildings	Transportation	County Highway	(44.46)	3/19/2018
Menards, Inc.	Repairs and Maintenance- Roads	Transportation	Motor Fuel Local Option	9.89	3/19/2018
Menards, Inc.	Repairs and Maintenance- Roads	Transportation	Motor Fuel Local Option	9.89	3/19/2018

**CLAIMS PAID REPORT MARCH 2018 SUBMITTED FOR COUNTY BOARD APPROVAL**

CLAIMANT/CREDITOR	NATURE OF CLAIM	OFFICIAL/DEPARTMENT	FUND	AMOUNT PAID	DATE PAID
Menards, Inc.	Repairs and Maintenance- Roads	Transportation	Motor Fuel Local Option	46.96	3/19/2018
Michael Isaacson	Employee Mileage Expense	Health	County Health	8.50	3/19/2018
Michael Isaacson	Employee Mileage Expense	Health	County Health	103.14	3/19/2018
Michael Isaacson	Employee Mileage Expense	Health	County Health	79.57	3/19/2018
Michael Isaacson	Employee Mileage Expense	Health	County Health	11.23	3/19/2018
Michael Isaacson	Employee Mileage Expense	Health	County Health	60.97	3/19/2018
Michael Isaacson	Employee Mileage Expense	Health	County Health	7.85	3/19/2018
Michael Isaacson	Employee Mileage Expense	Health	County Health	82.41	3/19/2018
Michelle Cantrall	Employee Mileage Expense	Circuit Clerk	General Fund	156.96	3/19/2018
Midwest Salt LLC	Disposal and Water Softener Svcs	Building Management	General Fund	1,685.25	3/19/2018
Mike Meyer	Employee Mileage Expense	Circuit Clerk	General Fund	74.12	3/19/2018
Mildred Espada	SS Transportation Assistance	WIOA 17	Workforce Development	179.52	3/19/2018
Mitra B. Kalelkar	Autopsies/Consulting	Coroner	General Fund	8,225.00	3/19/2018
MNJ Technologies Direct Inc	Repairs and Maint- Buildings	Building Management	General Fund	46.00	3/19/2018
Mojisola Ayorinde	DT ITA	WIOA 17	Workforce Development	437.00	3/19/2018
Moore Wallace - An RR Donnelley Co.	Self-Mailer	Other- Countywide Expenses	General Fund	140.56	3/19/2018
Moore Wallace - An RR Donnelley Co.	Postage	Other- Countywide Expenses	General Fund	198.23	3/19/2018
Multi-Health Systems Inc-MHS	Books and Subscriptions	Court Services	General Fund	22.00	3/19/2018
Nancy Campeggio	Employee Mileage Expense	Circuit Clerk	General Fund	35.42	3/19/2018
Nancy Schlim	Employee Mileage Expense	Circuit Clerk	General Fund	114.45	3/19/2018
Nancy Schmook	Cellular Phone	Other- Countywide Expenses	General Fund	80.00	3/19/2018
NAPA Auto Parts - St. Charles	DT ITA	WIOA 17	Workforce Development	2,005.79	3/19/2018
Natalie Hall	Miscellaneous Contractual Exp	Coroner	Coroner Administration	500.00	3/19/2018
National Telemanagement Consultants Inc	Accrued Liabilities		911 Emergency Surcharge	2,840.00	3/19/2018
Nationwide Power Solutions Inc	Repairs and Maint- Comm Equip	Kane Comm	Kane Comm	193.89	3/19/2018
Neal Molnar	Employee Mileage Expense	Health	County Health	63.79	3/19/2018
Nereida Sanchez	SS Transportation Assistance	TAA 16	Workforce Development	76.30	3/19/2018
Nextel Communications	Cellular Phone	Other- Countywide Expenses	General Fund	98.24	3/19/2018
Nick Homer	Employee Mileage Expense	County Clerk	General Fund	22.51	3/19/2018
Nicor Gas	Utilities- Natural Gas	Building Management	General Fund	141.03	3/19/2018
Nicor Gas	Utilities- Natural Gas	Building Management	General Fund	170.32	3/19/2018
Nicor Gas	Utilities- Natural Gas	Animal Control	Animal Control	833.42	3/19/2018
Nicor Gas	Utilities- Natural Gas	Transportation	County Highway	664.25	3/19/2018
Nicor Gas	Utilities- Natural Gas	Operating Pool	Workforce Development	120.93	3/19/2018
Northbrook College of Healthcare Inc. LLC	DT ITA	WIOA 17	Workforce Development	3,000.00	3/19/2018
Northbrook College of Healthcare Inc. LLC	DT ITA	WIOA 17	Workforce Development	2,500.00	3/19/2018
Northern Illinois University	DT ITA	WIOA 17	Workforce Development	1,219.70	3/19/2018
Northern Illinois University	DT ITA	WIOA 17	Workforce Development	1,304.00	3/19/2018
Northern Illinois University	DT ITA	WIOA 17	Workforce Development	662.10	3/19/2018
Northern Illinois University	DT ITA	WIOA 17	Workforce Development	1,895.44	3/19/2018
Northern Illinois University	DT ITA	WIOA 17	Workforce Development	828.60	3/19/2018
Northern Illinois University	DT ITA	WIOA 17	Workforce Development	867.10	3/19/2018
Northern Illinois University	DT ITA	WIOA 17	Workforce Development	2,441.53	3/19/2018
Northern Illinois University	DT ITA	WIOA 17	Workforce Development	3,580.00	3/19/2018
Northern Illinois University	DT ITA	WIOA 17	Workforce Development	3,750.00	3/19/2018

**CLAIMS PAID REPORT MARCH 2018 SUBMITTED FOR COUNTY BOARD APPROVAL**

CLAIMANT/CREDITOR	NATURE OF CLAIM	OFFICIAL/DEPARTMENT	FUND	AMOUNT PAID	DATE PAID
Northern Illinois University	DT ITA	WIOA 17	Workforce Development	461.60	3/19/2018
Northern Illinois University	DT ITA	WIOA 17	Workforce Development	569.49	3/19/2018
Northern Illinois University	DT ITA	WIOA 17	Workforce Development	1,938.44	3/19/2018
Northern Illinois University	DT ITA	WIOA 17	Workforce Development	804.00	3/19/2018
Northern Illinois University	DT ITA	WIOA 17	Workforce Development	798.60	3/19/2018
Northern Illinois University	DT ITA	WIOA 17	Workforce Development	1,488.12	3/19/2018
Northern Illinois University	DT ITA	WIOA 17	Workforce Development	486.60	3/19/2018
Northern Illinois University	DT ITA	WIOA 17	Workforce Development	3,524.10	3/19/2018
Northern Illinois University	DT ITA	WIOA 17	Workforce Development	2,811.20	3/19/2018
Northern Illinois University	DT ITA	WIOA 17	Workforce Development	1,229.00	3/19/2018
Obaid Ibrahim	SS Transportation Assistance	WIOA 17	Workforce Development	196.20	3/19/2018
Olivia Quintero	DT ITA	TAA 16	Workforce Development	84.99	3/19/2018
Olympic Technologies Inc	Computer Related Supplies	Treasurer/Collector	General Fund	225.00	3/19/2018
Ottosen Britz Kelly Cooper Gilbert & Dinolfo, Ltd	Highway Right of Way	Transportation	Transportation Sales Tax	227.50	3/19/2018
Ottosen Britz Kelly Cooper Gilbert & Dinolfo, Ltd	Highway Right of Way	Transportation	Transportation Sales Tax	87.50	3/19/2018
Ottosen Britz Kelly Cooper Gilbert & Dinolfo, Ltd	Highway Right of Way	Transportation	Transportation Sales Tax	122.50	3/19/2018
Ottosen Britz Kelly Cooper Gilbert & Dinolfo, Ltd	Highway Right of Way	Transportation	Transportation Sales Tax	87.50	3/19/2018
Pacific Telemanagement Svcs (Jaroth Inc dba PTS)	Telephone	Other- Countywide Expenses	General Fund	100.00	3/19/2018
Paddock Publications (Daily Herald)	Legal Printing	Finance	General Fund	55.20	3/19/2018
Paddock Publications (Daily Herald)	General Advertising	Information Technologies	General Fund	31.05	3/19/2018
Paddock Publications (Daily Herald)	Repairs and Maint- Buildings	Building Management	General Fund	186.30	3/19/2018
Paddock Publications (Daily Herald)	Legal Printing	County Clerk	General Fund	7,891.60	3/19/2018
Paddock Publications (Daily Herald)	General Printing	Environmental Management	Enterprise Surcharge	960.00	3/19/2018
PAMELA J ELY	Food	Court Services	General Fund	78.14	3/19/2018
Papa Saverio's Pizza c/o Geneva Pizza Inc.	Conferences and Meetings	Judiciary and Courts	General Fund	58.43	3/19/2018
Patrick Engineering Inc	Engineering Services	Transportation	Transportation Sales Tax	9,466.37	3/19/2018
Paul Guistolise MS	Contractual/Consulting Services	Court Services	General Fund	600.00	3/19/2018
Paul Guistolise MS	Contractual/Consulting Services	Court Services	General Fund	300.00	3/19/2018
Paul M. Suffredin	SS Transportation Assistance	WIOA 17	Workforce Development	145.55	3/19/2018
Paula Smick	Employee Mileage Expense	Circuit Clerk	General Fund	19.07	3/19/2018
Peoplelink Staffing Solutions (Agency Staffing)	Contractual/Consulting Services	Health	County Health	440.28	3/19/2018
Peoplelink Staffing Solutions (Agency Staffing)	Contractual/Consulting Services	Health	County Health	1,264.79	3/19/2018
Performance Chemical & Supply	Cleaning Supplies	Building Management	General Fund	855.96	3/19/2018
Performance Health Supply, Inc.dba Medco Supply Co	Operating Supplies	Court Services	General Fund	81.55	3/19/2018
PESI, Inc (Professional Education System) (CMI Ed)	Employee Training	Court Services	General Fund	779.98	3/19/2018
PETER J BURGERT	Employee Mileage Expense	Merit Commission	General Fund	98.10	3/19/2018
Petty Cash-Sheriff	Operating Supplies	Sheriff	General Fund	26.64	3/19/2018
Petty Cash-Sheriff	Operating Supplies	Sheriff	General Fund	21.30	3/19/2018
Petty Cash-Sheriff	Uniform Supplies	Sheriff	General Fund	102.59	3/19/2018
PF Pettibone & Co	Uniform Supplies	Sheriff	General Fund	186.25	3/19/2018
PF Pettibone & Co	Uniform Supplies	Sheriff	General Fund	186.25	3/19/2018
Phoenix Staffing & Management Systems	Project Administration Services	Human Resource Management	General Fund	1,453.84	3/19/2018
Phoenix Staffing & Management Systems	Liability Insurance	Human Resource Management	Insurance Liability	1,496.60	3/19/2018
Physicians Immediate Care North Chicago, LLC	Liability Insurance	Human Resource Management	Insurance Liability	70.00	3/19/2018
Pitney Bowes Inc	Postage	Other- Countywide Expenses	General Fund	100,000.00	3/19/2018

**CLAIMS PAID REPORT MARCH 2018 SUBMITTED FOR COUNTY BOARD APPROVAL**

CLAIMANT/CREDITOR	NATURE OF CLAIM	OFFICIAL/DEPARTMENT	FUND	AMOUNT PAID	DATE PAID
Pittsburgh Paints (PPG Architectural Finishes LLC)	Repairs and Maint- Buildings	Building Management	General Fund	37.39	3/19/2018
Plato Township	Township Payable - Plato		County Highway	40.00	3/19/2018
Priority Products, Inc.	Repairs and Maint- Vehicles	Sheriff	General Fund	4.78	3/19/2018
Priority Products, Inc.	Repairs and Maint- Vehicles	Sheriff	General Fund	5.15	3/19/2018
Priority Products, Inc.	Equipment Parts/Supplies	Transportation	Motor Fuel Local Option	108.59	3/19/2018
Priority Products, Inc.	Equipment Parts/Supplies	Transportation	Motor Fuel Local Option	145.27	3/19/2018
Producers Chemical Company	Buildings and Grounds Supplies	Transportation	County Highway	42.50	3/19/2018
Rasmussen College	DT ITA	TAA 16	Workforce Development	2,290.94	3/19/2018
Ray Allen Manufacturing, LLC	Repairs and Maint- Vehicles	Sheriff	General Fund	1,328.98	3/19/2018
Rayco Marking Products	Office Supplies	County Clerk	General Fund	11.00	3/19/2018
Ready Refresh by Nestle (Ice Mountain)	Operating Supplies	County Board	General Fund	26.25	3/19/2018
Ready Refresh by Nestle (Ice Mountain)	Office Supplies	Finance	General Fund	51.75	3/19/2018
Ready Refresh by Nestle (Ice Mountain)	Office Supplies	County Auditor	General Fund	19.50	3/19/2018
Ready Refresh by Nestle (Ice Mountain)	Operating Supplies	County Clerk	General Fund	134.07	3/19/2018
Ready Refresh by Nestle (Ice Mountain)	Miscellaneous Contractual Exp	Judiciary and Courts	General Fund	157.05	3/19/2018
Ready Refresh by Nestle (Ice Mountain)	Miscellaneous Contractual Exp	Judiciary and Courts	General Fund	17.00	3/19/2018
Ready Refresh by Nestle (Ice Mountain)	Miscellaneous Contractual Exp	Judiciary and Courts	General Fund	29.75	3/19/2018
Ready Refresh by Nestle (Ice Mountain)	Operating Supplies	Sheriff	General Fund	29.45	3/19/2018
Ready Refresh by Nestle (Ice Mountain)	Operating Supplies	Sheriff	General Fund	4.25	3/19/2018
Ready Refresh by Nestle (Ice Mountain)	Miscellaneous Contractual Exp	Court Services	General Fund	48.77	3/19/2018
Ready Refresh by Nestle (Ice Mountain)	Miscellaneous Contractual Exp	Court Services	General Fund	53.20	3/19/2018
Ready Refresh by Nestle (Ice Mountain)	Miscellaneous Contractual Exp	Coroner	General Fund	51.07	3/19/2018
Ready Refresh by Nestle (Ice Mountain)	Office Supplies	Animal Control	Animal Control	27.70	3/19/2018
Ready Refresh by Nestle (Ice Mountain)	Disposal and Water Softener Svcs	Transportation	County Highway	290.50	3/19/2018
Ready Refresh by Nestle (Ice Mountain)	Operating Supplies	Health	County Health	11.00	3/19/2018
Ready Refresh by Nestle (Ice Mountain)	Office Supplies	Veterans' Commission	Veterans' Commission	32.34	3/19/2018
Ready Refresh by Nestle (Ice Mountain)	Operating Supplies	Environmental Management	Enterprise Surcharge	28.50	3/19/2018
Regents of University of Colorado	Employee Training	Health	Kane Kares	60.00	3/19/2018
Rene Jimenez	SS Transportation Assistance	TAA 16	Workforce Development	58.86	3/19/2018
RentalMax LLC (Saint Charles)	Repairs and Maint- Buildings	Building Management	General Fund	535.76	3/19/2018
RentalMax LLC (Saint Charles)	Repairs and Maint- Buildings	Building Management	General Fund	185.32	3/19/2018
Richard Butman, Ph.D.	Contractual/Consulting Services	Court Services	General Fund	600.00	3/19/2018
Richard Butman, Ph.D.	Contractual/Consulting Services	Court Services	General Fund	600.00	3/19/2018
Richard Butman, Ph.D.	Contractual/Consulting Services	Court Services	General Fund	600.00	3/19/2018
Richard Butman, Ph.D.	Contractual/Consulting Services	Court Services	General Fund	600.00	3/19/2018
Rita Bednarz	Conferences and Meetings	Health	County Health	35.47	3/19/2018
Robert Embry	SS Transportation Assistance	WIOA 17	Workforce Development	160.23	3/19/2018
Robert Enright	Internet	Other- Countywide Expenses	General Fund	44.33	3/19/2018
Robert J. Sandner	Employee Mileage Expense	County Clerk	General Fund	20.88	3/19/2018
Roberto D. Rivera	Employee Mileage Expense	WIOA 17	Workforce Development	11.77	3/19/2018
Roberto D. Rivera	Employee Mileage Expense	WIOA 17	Workforce Development	11.77	3/19/2018
Rock Gate Capital, LLC (dba 160 Driving Academy)	DT ITA	WIOA 17	Workforce Development	4,993.00	3/19/2018
Rock Gate Capital, LLC (dba 160 Driving Academy)	DT ITA	WIOA 17	Workforce Development	4,993.00	3/19/2018
Rock Gate Capital, LLC (dba 160 Driving Academy)	DT ITA	WIOA 17	Workforce Development	87.00	3/19/2018
Rock Gate Capital, LLC (dba 160 Driving Academy)	DT ITA	WIOA 17	Workforce Development	5,030.00	3/19/2018



**CLAIMS PAID REPORT MARCH 2018 SUBMITTED FOR COUNTY BOARD APPROVAL**

CLAIMANT/CREDITOR	NATURE OF CLAIM	OFFICIAL/DEPARTMENT	FUND	AMOUNT PAID	DATE PAID
Rock Gate Capital, LLC (dba 160 Driving Academy)	DT ITA	WIOA 17	Workforce Development	4,993.00	3/19/2018
Rock Gate Capital, LLC (dba 160 Driving Academy)	DT ITA	WIOA 17	Workforce Development	4,993.00	3/19/2018
Rock Gate Capital, LLC (dba 160 Driving Academy)	DT ITA	WIOA 17	Workforce Development	4,993.00	3/19/2018
Rock Gate Capital, LLC (dba 160 Driving Academy)	DT ITA	WIOA 17	Workforce Development	87.00	3/19/2018
Rock Gate Capital, LLC (dba 160 Driving Academy)	DT ITA	WIOA 17	Workforce Development	4,993.00	3/19/2018
Roots and Wings Counseling Consultants, LLC	Counseling Services	State's Attorney	Child Advocacy Center	75.00	3/19/2018
Roots and Wings Counseling Consultants, LLC	Counseling Services	State's Attorney	Child Advocacy Center	75.00	3/19/2018
Roots and Wings Counseling Consultants, LLC	Counseling Services	State's Attorney	Child Advocacy Center	75.00	3/19/2018
Roots and Wings Counseling Consultants, LLC	Counseling Services	State's Attorney	Child Advocacy Center	75.00	3/19/2018
Roots and Wings Counseling Consultants, LLC	Counseling Services	State's Attorney	Child Advocacy Center	262.50	3/19/2018
Roots and Wings Counseling Consultants, LLC	Counseling Services	State's Attorney	Child Advocacy Center	75.00	3/19/2018
RR Brink Locking Systems Inc	Repairs and Maint- Equipment	Court Services	General Fund	810.00	3/19/2018
Rush Truck Centers of Illinois, Inc.	Vehicle Parts/Supplies	Transportation	Motor Fuel Local Option	194.25	3/19/2018
Rush Truck Centers of Illinois, Inc.	Vehicle Parts/Supplies	Transportation	Motor Fuel Local Option	631.00	3/19/2018
Rush Truck Centers of Illinois, Inc.	Vehicle Parts/Supplies	Transportation	Motor Fuel Local Option	35.90	3/19/2018
Ruth Bart	Employee Mileage Expense	Circuit Clerk	General Fund	136.25	3/19/2018
Ruth Bart	Employee Mileage Expense	Circuit Clerk	General Fund	40.88	3/19/2018
Rutland Township	Township Payable - Rutland		County Highway	280.00	3/19/2018
Ryan Neal Bigbie	Conferences and Meetings	Transportation	County Highway	88.29	3/19/2018
Ryan Neal Bigbie	Cellular Phone	Transportation	County Highway	40.00	3/19/2018
Sams Club Direct	Juvenile Board and Care	Court Services	General Fund	41.92	3/19/2018
Sams Club Direct	Operating Supplies	Court Services	General Fund	144.90	3/19/2018
Sams Club Direct	Food	Court Services	General Fund	86.92	3/19/2018
Santiago Soto	SS Transportation Assistance	WIOA 17	Workforce Development	264.33	3/19/2018
Sarah L. Keef	Employee Mileage Expense	Court Services	General Fund	14.17	3/19/2018
Scott R. Raughley	Uniform Supplies	Sheriff	General Fund	500.00	3/19/2018
Sharon D. Millsap	DT ITA	TAA 16	Workforce Development	38.00	3/19/2018
Sharon Verzal	Employee Mileage Expense	Health	County Health	73.05	3/19/2018
Shaw Media	Legal Printing	County Clerk	General Fund	112.60	3/19/2018
Sheila English	SS Transportation Assistance	WIOA 17	Workforce Development	315.66	3/19/2018
Shelby Co. Community Services, Inc.	Operating Supplies	Transportation	County Highway	736.35	3/19/2018
Sherwin Williams	Repairs and Maint- Buildings	Building Management	General Fund	6.50	3/19/2018
Sherwin Williams	Repairs and Maint- Buildings	Building Management	General Fund	44.41	3/19/2018
Sherwin Williams	Repairs and Maint- Buildings	Building Management	General Fund	108.84	3/19/2018
Sherwin Williams	Repairs and Maint- Buildings	Building Management	General Fund	233.06	3/19/2018
Sherwin Williams	Repairs and Maint- Buildings	Building Management	General Fund	37.88	3/19/2018
Sherwin Williams	Repairs and Maint- Buildings	Building Management	General Fund	7.98	3/19/2018
Sherwin Williams	Repairs and Maint- Buildings	Building Management	General Fund	32.18	3/19/2018
SHI International Corp	Computer Related Supplies	Information Technologies	General Fund	75.00	3/19/2018
Shred-it USA LLC (Cintas Document Destruction)	Disposal and Water Softener Srvs	Health	County Health	59.46	3/19/2018
Shred-it USA LLC (Cintas Document Destruction)	Disposal and Water Softener Srvs	Health	County Health	77.08	3/19/2018
Sign Tech Inc	Repairs and Maint- Vehicles	Building Management	General Fund	400.00	3/19/2018
SimplexGrinnell	Repairs and Maint- Buildings	Building Management	General Fund	1,078.68	3/19/2018
SimplexGrinnell	Repairs and Maint- Buildings	Building Management	General Fund	599.00	3/19/2018
Smithereen Pest Management Services	Repairs and Maint- Buildings	Building Management	General Fund	41.00	3/19/2018

**CLAIMS PAID REPORT MARCH 2018 SUBMITTED FOR COUNTY BOARD APPROVAL**

CLAIMANT/CREDITOR	NATURE OF CLAIM	OFFICIAL/DEPARTMENT	FUND	AMOUNT PAID	DATE PAID
Smithereen Pest Management Services	Repairs and Maint- Buildings	Building Management	General Fund	31.00	3/19/2018
Smithereen Pest Management Services	Repairs and Maint- Buildings	Building Management	General Fund	46.00	3/19/2018
Smithereen Pest Management Services	Repairs and Maint- Buildings	Building Management	General Fund	62.00	3/19/2018
Smithereen Pest Management Services	Repairs and Maint- Buildings	Building Management	General Fund	26.00	3/19/2018
Smithereen Pest Management Services	Repairs and Maint- Buildings	Building Management	General Fund	26.00	3/19/2018
Smithereen Pest Management Services	Repairs and Maint- Buildings	Building Management	General Fund	41.00	3/19/2018
Smithereen Pest Management Services	Repairs and Maint- Buildings	Building Management	General Fund	50.00	3/19/2018
Smithereen Pest Management Services	Repairs and Maint- Buildings	Building Management	General Fund	72.00	3/19/2018
Smithereen Pest Management Services	Repairs and Maint- Buildings	Health	County Health	57.00	3/19/2018
Smork Inc	Communications Equipment	Other- Countywide Expenses	Public Safety Sales Tax	1,005.44	3/19/2018
Soscha M. Lucero	SS Transportation Assistance	WIOA 17	Workforce Development	328.63	3/19/2018
Source One Office Products	Office Supplies	Recorder	General Fund	218.38	3/19/2018
Source One Office Products	Office Supplies	Public Defender	General Fund	22.25	3/19/2018
Sousie Jenkins	Employee Mileage Expense	Court Services	General Fund	65.94	3/19/2018
Southern Computer Warehouse (SCW)	Computer Related Supplies	Supervisor of Assessments	General Fund	19.42	3/19/2018
Southern Computer Warehouse (SCW)	Computer Related Supplies	Supervisor of Assessments	General Fund	19.42	3/19/2018
Sparkle Janitorial Service	Janitorial Services	Operating Pool	Workforce Development	720.03	3/19/2018
Spillane and Sons Ltd.	Miscellaneous Contractual Exp	Development	Community Dev Block Program	7,250.00	3/19/2018
Spillane and Sons Ltd.	Miscellaneous Contractual Exp	Development	Community Dev Block Program	10,269.50	3/19/2018
Spok, Inc. (USA Mobility Wireless Inc)	Cellular Phone	Other- Countywide Expenses	General Fund	114.27	3/19/2018
Spok, Inc. (USA Mobility Wireless Inc)	Cellular Phone	Other- Countywide Expenses	General Fund	49.15	3/19/2018
St Charles Chamber of Commerce	General Association Dues	Operating Pool	Workforce Development	100.00	3/19/2018
St. Charles Township	Township Payable - St. Charles		County Highway	40.00	3/19/2018
Stacy J. Zeng	Employee Mileage Expense	Health	County Health	64.36	3/19/2018
Starr Commonwealth	Juvenile Board and Care	Court Services	General Fund	9,100.00	3/19/2018
State of IL Treasurer-IDOT	Utilities- Intersect Lighting	Transportation	County Highway	292.50	3/19/2018
State of IL Treasurer-IDOT	Road Construction	Transportation	Transportation Sales Tax	53,744.42	3/19/2018
State of Illinois Treasurer	Accrued Liabilities		County Clerk Domestic Violence	1,060.00	3/19/2018
State Street Collision, Inc.	Liability Insurance	Human Resource Management	Insurance Liability	2,794.37	3/19/2018
Suburban Propane	Operating Supplies	Transportation	County Highway	112.77	3/19/2018
Suburban Teamsters of Northern Illinois	Teamsters Contribution	Transportation	Motor Fuel Tax	38,880.00	3/19/2018
Suburban Tire Company	Repairs and Maint- Vehicles	Building Management	General Fund	1,399.99	3/19/2018
Sugar Grove Township Road District	Township Payable - Sugar Grove		County Highway	40.00	3/19/2018
Sure Plus Manufacturing Company	Vehicle Parts/Supplies	Transportation	Motor Fuel Local Option	54.04	3/19/2018
Sure Plus Manufacturing Company	Vehicle Parts/Supplies	Transportation	Motor Fuel Local Option	54.04	3/19/2018
SUSAN C WILLEY	Employee Mileage Expense	Judiciary and Courts	General Fund	60.93	3/19/2018
Susana J. Larranaga	Contractual/Consulting Services	Judiciary and Courts	General Fund	1,080.00	3/19/2018
Swank Motion Pictures, Inc.	Miscellaneous Contractual Exp	Court Services	General Fund	449.10	3/19/2018
Swiftly Print Inc	Operating Supplies	Sheriff	General Fund	418.00	3/19/2018
Sylvia Shadab	Contractual/Consulting Services	Judiciary and Courts	General Fund	952.00	3/19/2018
Sysco Food Services Chicago	Operating Supplies	Court Services	General Fund	169.06	3/19/2018
Sysco Food Services Chicago	Operating Supplies	Court Services	General Fund	466.50	3/19/2018
Sysco Food Services Chicago	Food	Court Services	General Fund	245.02	3/19/2018
Sysco Food Services Chicago	Food	Court Services	General Fund	1,302.78	3/19/2018
Sysco Food Services Chicago	Food	Court Services	General Fund	59.99	3/19/2018

**CLAIMS PAID REPORT MARCH 2018 SUBMITTED FOR COUNTY BOARD APPROVAL**

CLAIMANT/CREDITOR	NATURE OF CLAIM	OFFICIAL/DEPARTMENT	FUND	AMOUNT PAID	DATE PAID
Sysco Food Services Chicago	Food	Court Services	General Fund	342.61	3/19/2018
Sysco Food Services Chicago	Food	Court Services	General Fund	856.23	3/19/2018
Sysco Food Services Chicago	Food	Court Services	General Fund	1,685.80	3/19/2018
System Solutions, Inc. (SSI)	Computer Hardware- Non Capital	Transportation	County Highway	756.00	3/19/2018
System Solutions, Inc. (SSI)	Computer Hardware- Non Capital	Transportation	County Highway	153.30	3/19/2018
System Solutions, Inc. (SSI)	Computer Hardware- Non Capital	Transportation	County Highway	16.00	3/19/2018
Tarri Banas	Internet	Other- Countywide Expenses	General Fund	39.95	3/19/2018
Teresa Roman	Employee Mileage Expense	Health	County Health	1.96	3/19/2018
Teresa Roman	Employee Mileage Expense	Health	County Health	9.16	3/19/2018
Terry Jensen	Employee Mileage Expense	Circuit Clerk	General Fund	23.98	3/19/2018
The Literacy Connection	External Grants	County Board	Grand Victoria Casino Elgin	5,413.49	3/19/2018
The Tree House Inc	Office Supplies	County Auditor	General Fund	116.60	3/19/2018
The Tree House Inc	Computer Related Supplies	County Clerk	General Fund	850.00	3/19/2018
The Tree House Inc	Computer Related Supplies	County Clerk	General Fund	191.90	3/19/2018
The Tree House Inc	Computer Related Supplies	County Clerk	General Fund	387.70	3/19/2018
Thomas B. Rickert	Conferences and Meetings	Transportation	County Highway	120.90	3/19/2018
Thomas B. Rickert	Employee Mileage Expense	Transportation	County Highway	102.46	3/19/2018
Todd A. Zies	Employee Mileage Expense	Merit Commission	General Fund	81.75	3/19/2018
Tools for Life, Ltd	Psychological/Psychiatric Svcs	Court Services	Probation Services	1,280.00	3/19/2018
Toshiba Business Solutions, Inc.	Repairs and Maint- Copiers	Supervisor of Assessments	General Fund	3.18	3/19/2018
Toshiba Business Solutions, Inc.	Repairs and Maint- Copiers	Court Services	General Fund	52.23	3/19/2018
Toshiba Business Solutions, Inc.	Repairs and Maint- Copiers	Circuit Clerk	Court Document Storage	101.32	3/19/2018
Toshiba Business Solutions, Inc.	Repairs and Maint- Copiers	Law Library	Law Library	43.09	3/19/2018
Toshiba Business Solutions, Inc.	Repairs and Maint- Copiers	Transportation	County Highway	49.74	3/19/2018
Toshiba Business Solutions, Inc.	Repairs and Maint- Copiers	Transportation	County Highway	7.21	3/19/2018
Toshiba Business Solutions, Inc.	Repairs and Maint- Office Equip	Health	County Health	9.50	3/19/2018
Town & Country Gardens	Operating Supplies	County Clerk	General Fund	50.99	3/19/2018
Transact Technologies Inc	Repairs and Maint- Computers	Recorder	Recorder's Automation	139.04	3/19/2018
Transchicago Truck Group & Northwest Ford	Repairs and Maint- Vehicles	Transportation	County Highway	4,092.07	3/19/2018
Transchicago Truck Group & Northwest Ford	Vehicle Parts/Supplies	Transportation	Motor Fuel Local Option	128.30	3/19/2018
Transchicago Truck Group & Northwest Ford	Vehicle Parts/Supplies	Transportation	Motor Fuel Local Option	162.40	3/19/2018
Transcore ITS, LLC	Computer Software- Capital	Transportation	County Highway	227.93	3/19/2018
Transitional Alternative Reentry	Contractual/Consulting Services	Court Services	Drug Court Special Resources	12,995.00	3/19/2018
Translation Today Network Inc	Contractual/Consulting Services	Judiciary and Courts	General Fund	281.99	3/19/2018
Translation Today Network Inc	Contractual/Consulting Services	Judiciary and Courts	General Fund	455.35	3/19/2018
Translation Today Network Inc	Contractual/Consulting Services	Judiciary and Courts	General Fund	355.33	3/19/2018
Translation Today Network Inc	Contractual/Consulting Services	Judiciary and Courts	General Fund	307.76	3/19/2018
Translation Today Network Inc	Contractual/Consulting Services	Judiciary and Courts	General Fund	438.61	3/19/2018
Translation Today Network Inc	Contractual/Consulting Services	Judiciary and Courts	General Fund	527.32	3/19/2018
Translation Today Network Inc	Contractual/Consulting Services	Judiciary and Courts	General Fund	307.80	3/19/2018
Translation Today Network Inc	Contractual/Consulting Services	Judiciary and Courts	General Fund	267.63	3/19/2018
TransUnion Risk & Alternative Data Solutions, Inc.	Investigations	Sheriff	General Fund	110.55	3/19/2018
Tri-Com Central Dispatch/City of Geneva	Accrued Liabilities		Wireless 911	61,178.92	3/19/2018
Tyler Technologies, Inc. (New World)	Software Licensing Cost	Other- Countywide Expenses	General Fund	198.00	3/19/2018
Uline	Operating Supplies	Sheriff	General Fund	193.80	3/19/2018



**CLAIMS PAID REPORT MARCH 2018 SUBMITTED FOR COUNTY BOARD APPROVAL**

CLAIMANT/CREDITOR	NATURE OF CLAIM	OFFICIAL/DEPARTMENT	FUND	AMOUNT PAID	DATE PAID
Uline	Operating Supplies	Court Services	General Fund	64.00	3/19/2018
United Laboratories, Inc.	Operating Supplies	Sheriff	General Fund	1,200.00	3/19/2018
United Radio Communications Inc	Repairs and Maint- Comm Equip	Sheriff	General Fund	21.81	3/19/2018
Universal Technical Institute	DT ITA	WIOA 17	Workforce Development	4,000.00	3/19/2018
University of Illinois (U of I)	Employee Training	Sheriff	General Fund	6,290.00	3/19/2018
Urban Elevator Service Inc	Repairs and Maint- Buildings	Building Management	General Fund	485.65	3/19/2018
Urban Elevator Service Inc	Repairs and Maint- Buildings	Building Management	General Fund	425.00	3/19/2018
Urban Elevator Service Inc	Repairs and Maint- Buildings	Transportation	County Highway	425.00	3/19/2018
Valerie A. Garcia	SS Transportation Assistance	WIOA 17	Workforce Development	91.56	3/19/2018
Veritiv Operating Company	Printing Supplies	Building Management	General Fund	2,120.00	3/19/2018
Veritiv Operating Company	Printing Supplies	Building Management	General Fund	2,060.00	3/19/2018
Verizon Wireless	Cellular Phone	Other- Countywide Expenses	General Fund	25,062.79	3/19/2018
Vertiv Services Inc.(Emerson Network Power)	Printing Supplies	Building Management	General Fund	1,599.10	3/19/2018
Via Carlita LLC dba Hawk Ford of St. Charles	Repairs and Maint- Vehicles	Sheriff	General Fund	91.88	3/19/2018
Via Carlita LLC dba Hawk Ford of St. Charles	Repairs and Maint- Vehicles	Sheriff	General Fund	6.45	3/19/2018
Via Carlita LLC dba Hawk Ford of St. Charles	Repairs and Maint- Vehicles	Sheriff	General Fund	59.59	3/19/2018
Via Carlita LLC dba Hawk Ford of St. Charles	Repairs and Maint- Vehicles	Sheriff	General Fund	1,143.53	3/19/2018
Via Carlita LLC dba Hawk Ford of St. Charles	Vehicle Parts/Supplies	Transportation	Motor Fuel Local Option	58.44	3/19/2018
Via Carlita LLC dba Hawk Ford of St. Charles	Vehicle Parts/Supplies	Transportation	Motor Fuel Local Option	47.22	3/19/2018
Voiance Language Services, LLC	Per Diem Expense	Judiciary and Courts	General Fund	204.93	3/19/2018
Walker Wilcox Matousek, LLP	Highway Right of Way	Transportation	Transportation Sales Tax	1,120.00	3/19/2018
Walker Wilcox Matousek, LLP	Highway Right of Way	Transportation	Transportation Sales Tax	200.00	3/19/2018
Warehouse Direct Office Products	Office Supplies	Finance	General Fund	8.22	3/19/2018
Warehouse Direct Office Products	Office Supplies	Information Technologies	General Fund	72.60	3/19/2018
Warehouse Direct Office Products	Printing Supplies	Information Technologies	General Fund	36.46	3/19/2018
Warehouse Direct Office Products	Repairs and Maint- Buildings	Building Management	General Fund	428.40	3/19/2018
Warehouse Direct Office Products	Office Supplies	Human Resource Management	General Fund	29.63	3/19/2018
Warehouse Direct Office Products	Office Supplies	County Clerk	General Fund	119.65	3/19/2018
Warehouse Direct Office Products	Office Supplies	Judiciary and Courts	General Fund	4.81	3/19/2018
Warehouse Direct Office Products	Office Supplies	Judiciary and Courts	General Fund	18.46	3/19/2018
Warehouse Direct Office Products	Operating Supplies	Judiciary and Courts	General Fund	43.29	3/19/2018
Warehouse Direct Office Products	Office Supplies	Circuit Clerk	General Fund	21.80	3/19/2018
Warehouse Direct Office Products	Office Supplies	State's Attorney	General Fund	403.61	3/19/2018
Warehouse Direct Office Products	Office Supplies	Public Defender	General Fund	15.60	3/19/2018
Warehouse Direct Office Products	Office Supplies	Public Defender	General Fund	209.32	3/19/2018
Warehouse Direct Office Products	Office Supplies	Sheriff	General Fund	44.60	3/19/2018
Warehouse Direct Office Products	Office Supplies	Sheriff	General Fund	46.44	3/19/2018
Warehouse Direct Office Products	Office Supplies	Sheriff	General Fund	242.90	3/19/2018
Warehouse Direct Office Products	Office Supplies	Court Services	General Fund	35.76	3/19/2018
Warehouse Direct Office Products	Computer Related Supplies	Information Technologies	Geographic Information Systems	190.36	3/19/2018
Warehouse Direct Office Products	Computer Related Supplies	Information Technologies	Geographic Information Systems	54.32	3/19/2018
Warehouse Direct Office Products	Office Supplies	State's Attorney	Child Advocacy Center	51.50	3/19/2018
Warehouse Direct Office Products	Office Supplies	Animal Control	Animal Control	22.91	3/19/2018
Warehouse Direct Office Products	Office Supplies	Animal Control	Animal Control	19.47	3/19/2018
Warehouse Direct Office Products	Office Supplies	Animal Control	Animal Control	4.67	3/19/2018

**CLAIMS PAID REPORT MARCH 2018 SUBMITTED FOR COUNTY BOARD APPROVAL**

CLAIMANT/CREDITOR	NATURE OF CLAIM	OFFICIAL/DEPARTMENT	FUND	AMOUNT PAID	DATE PAID
Warehouse Direct Office Products	Office Supplies	Transportation	County Highway	55.66	3/19/2018
Warehouse Direct Office Products	Operating Supplies	Health	County Health	128.20	3/19/2018
Warehouse Direct Office Products	Operating Supplies	Health	County Health	21.24	3/19/2018
Warehouse Direct Office Products	Office Supplies	Veterans' Commission	Veterans' Commission	19.05	3/19/2018
Warehouse Direct Office Products	Office Supplies	KCDEE MIP	Workforce Development	112.73	3/19/2018
Warehouse Direct Office Products	Office Supplies	KCDEE MIP	Workforce Development	12.98	3/19/2018
Waste Management of Illinois - West	Disposal and Water Softener Srvs	Building Management	General Fund	80.00	3/19/2018
Waste Management of Illinois - West	Disposal and Water Softener Srvs	Building Management	General Fund	270.00	3/19/2018
Waste Management of Illinois - West	Disposal and Water Softener Srvs	Building Management	General Fund	250.00	3/19/2018
Waste Management of Illinois - West	Disposal and Water Softener Srvs	Building Management	General Fund	250.00	3/19/2018
Waste Management of Illinois - West	Disposal and Water Softener Srvs	Building Management	General Fund	100.00	3/19/2018
Waste Management of Illinois - West	Disposal and Water Softener Srvs	Building Management	General Fund	75.00	3/19/2018
Waste Management of Illinois - West	Repairs and Maint- Buildings	Building Management	General Fund	95.00	3/19/2018
Waste Management of Illinois - West	Disposal and Water Softener Srvs	Building Management	General Fund	85.00	3/19/2018
Waste Management of Illinois - West	Disposal and Water Softener Srvs	Sheriff	General Fund	545.02	3/19/2018
Waste Management of Illinois - West	Disposal and Water Softener Srvs	Sheriff	General Fund	90.00	3/19/2018
Waste Management of Illinois - West	Repairs and Maint- Buildings	Court Services	General Fund	90.00	3/19/2018
Waste Management of Illinois - West	Equipment Rental	Emergency Management Services	General Fund	212.33	3/19/2018
Waste Management of Illinois - West	Disposal and Water Softener Srvs	Animal Control	Animal Control	95.00	3/19/2018
Waste Management of Illinois - West	Disposal and Water Softener Srvs	Transportation	County Highway	395.00	3/19/2018
Waste Management of Illinois - West	Disposal and Water Softener Srvs	Transportation	County Highway	7.00	3/19/2018
WBK Engineering, LLC	Engineering Services	Transportation	Transportation Sales Tax	14,699.41	3/19/2018
WBK Engineering, LLC	Engineering Services	Transportation	Transportation Sales Tax	47,656.27	3/19/2018
Weaver Consultants Group	Contractual/Consulting Services	Environmental Management	Enterprise General	758.75	3/19/2018
Weaver Consultants Group	Contractual/Consulting Services	Environmental Management	Enterprise General	16,963.39	3/19/2018
Weldstar Company	Repairs and Maint- Vehicles	Sheriff	General Fund	15.50	3/19/2018
Western Psychological Svcs	Testing Materials	Court Services	General Fund	184.80	3/19/2018
Willie M. Mayes	SS Transportation Assistance	WIOA 17	Workforce Development	59.84	3/19/2018
Willie M. Mayes	SS Transportation Assistance	WIOA 17	Workforce Development	26.60	3/19/2018
Wine Sergi Insurance (Acrisure, LLC)	Liability Insurance	Human Resource Management	Insurance Liability	25.00	3/19/2018
Wine Sergi Insurance (Acrisure, LLC)	Liability Insurance	Human Resource Management	Insurance Liability	25.00	3/19/2018
Wine Sergi Insurance (Acrisure, LLC)	Liability Insurance	Human Resource Management	Insurance Liability	25.00	3/19/2018
Wine Sergi Insurance (Acrisure, LLC)	Liability Insurance	Human Resource Management	Insurance Liability	25.00	3/19/2018
Wine Sergi Insurance (Acrisure, LLC)	Liability Insurance	Human Resource Management	Insurance Liability	25.00	3/19/2018
Wine Sergi Insurance (Acrisure, LLC)	Liability Insurance	Human Resource Management	Insurance Liability	25.00	3/19/2018
Wine Sergi Insurance (Acrisure, LLC)	Liability Insurance	Human Resource Management	Insurance Liability	25.00	3/19/2018
Wine Sergi Insurance (Acrisure, LLC)	Liability Insurance	Human Resource Management	Insurance Liability	25.00	3/19/2018
Xpedite Systems, LLC (Easylink Services)	Telephone	Health	County Health	229.05	3/19/2018
Yvonne L. Dominguez	Employee Mileage Expense	Court Services	General Fund	52.32	3/19/2018
Zahida Fakroddin	Employee Mileage Expense	County Clerk	General Fund	55.59	3/19/2018
	Trials and Costs of Hearing	State's Attorney	General Fund	99.90	3/19/2018
	Trials and Costs of Hearing	Public Defender	General Fund	44.00	3/19/2018
	Trials and Costs of Hearing	Public Defender	General Fund	204.00	3/19/2018
	Trials and Costs of Hearing	Public Defender	General Fund	52.00	3/19/2018
	Trials and Costs of Hearing	State's Attorney	Insurance Liability	1,105.80	3/19/2018

**CLAIMS PAID REPORT MARCH 2018 SUBMITTED FOR COUNTY BOARD APPROVAL**

CLAIMANT/CREDITOR	NATURE OF CLAIM	OFFICIAL/DEPARTMENT	FUND	AMOUNT PAID	DATE PAID
	Trials and Costs of Hearing	State's Attorney	Insurance Liability	2,137.25	3/19/2018
	Trials and Costs of Hearing	State's Attorney	Insurance Liability	244.00	3/19/2018
	Miscellaneous Fees	Court Services	Probation Services	1,078.00	3/19/2018
	Probation Victim Services Fees	Court Services	Probation Victim Services	22.00	3/19/2018
Kane County Juror Payable Clearing	Jurors- Circuit Court	Judiciary and Courts	General Fund	3,773.09	3/22/2018
IPBC	Healthcare - Health Insurance	Other- Countywide Expenses	Health Insurance Fund	1,268,274.68	3/26/2018
IPBC	Healthcare - Life Insurance	Other- Countywide Expenses	Health Insurance Fund	2,910.94	3/26/2018
Kane County Juror Payable Clearing	Jurors- Circuit Court	Judiciary and Courts	General Fund	2,463.07	3/29/2018
Kane County Juror Payable Clearing	Jurors- Circuit Court	Judiciary and Courts	General Fund	497.95	3/29/2018
<b>TOTAL CLAIMS PAID</b>				<b><u>\$6,686,368.78</u></b>	



## RESOLUTION/ORDINANCE EXECUTIVE SUMMARY

### Resolution No.

Approving County Board Travel/M meal/Lodging Reimbursement Request

**Committee Flow:** Finance and Budget Committee, Executive Committee,  
County Board

**Contact:** Christie Duffy, 630.232.5930

### Budget Information:

Was this item budgeted? Yes	Appropriation Amount: \$ 79.03
If not budgeted, explain funding source:	

### Summary:

Per Resolution 17-30, that amended the Kane County Financial Policy in accordance with the Local Government Travel Expense Control Act, 50 ILCS 150/1 et seq., all reimbursements for travel, meals, & lodging of County Board Members & County Board Chairman must be approved by a roll call vote at County Board.

STATE OF ILLINOIS

COUNTY OF KANE

RESOLUTION NO.

**APPROVING COUNTY BOARD TRAVEL/MEAL/LODGING REIMBURSEMENT REQUEST**

WHEREAS, in accordance with the Local Government Travel Expense Control Act, 50 ILCS 150/1 et seq., all reimbursements for travel, meals, and lodging of County Board Members and County Board Chairman must be approved by a roll call vote of the County Board; and

WHEREAS, the following reimbursements have been requested, and applicable documentation is included for review:

Christopher J. Lauzen \$ 79.03

NOW, THEREFORE, BE IT RESOLVED that the above requests for travel, meals and/or lodging are approved by roll call vote at the next applicable County Board.

Line Item	Line Item Description	Was Personnel/Item/Service approved in original budget or a subsequent budget revision?	Are funds currently available for this Personnel/Item/Service in the specific line item?	If funds are not currently available in the specified line item, where are the funds available?
001.010.010.53100	Conference/Meeting	Yes	Yes	N/A

Passed by the Kane County Board on May 8, 2018.

---

John A. Cunningham  
Clerk, County Board  
Kane County, Illinois

---

Christopher J. Lauzen  
Chairman, County Board  
Kane County, Illinois

Vote:

18-05 COB PEV Reimburse



# Kane County Personal Expense Voucher

First Name and Last Name: Christopher J. Lauzen

Address: 116 S. Elmwood Drive

City: Aurora

State: IL

Zip Code: 60506

ANY EXPENSES GREATER THAN 60 DAYS WILL NOT BE APPROVED.

Date (MM/DD/YYYY)	Description/Purpose	No of Miles	Mileage Reimb	Transprt	Lodging	Meals	Other
02/28/2018	Meeting - Tisbo/O'Connor		\$0.00				\$53.03
02/28/2018	Meeting - Parking		\$0.00				\$26.00
Total:			\$0.00				\$79.03

Expense Total: \$79.03

Signature

Approved By

4/24/18

Current Date

4/24/18

Current Date

I CERTIFY THAT THE ABOVE EXPENSES ARE CORRECT, AND WERE INCURRED FOR COUNTY BUSINESS. I FURTHER CERTIFY THAT, IF ANY ABOVE EXPENSES INVOLVED THE USE OF A MOTOR VEHICLE, I HAVE A VALID DRIVERS LICENSE FOR SAID USE AND HAVE INSURANCE IN THE AMOUNT REQUIRED BY KCC SECTION 2-72 AS AMENDED AND KC PERSONNEL POLICY HANDBOOK AS AMENDED.

Department

County Board

## CHECKLIST

Receipts and/or Agenda Attached?	Yes	No
	<input checked="" type="checkbox"/>	<input type="checkbox"/>
Employee Home Address Included?	Yes	No
	<input checked="" type="checkbox"/>	<input type="checkbox"/>
Employee Date and Sign?	Yes	No
	<input checked="" type="checkbox"/>	<input type="checkbox"/>
Supervisor provide signature approval and date?	Yes	No
	<input checked="" type="checkbox"/>	<input type="checkbox"/>
Account Number Correct?	Yes	No
	<input checked="" type="checkbox"/>	<input type="checkbox"/>
Are Expenditures Greater than 90 Days?	Yes	No
	<input type="checkbox"/>	<input checked="" type="checkbox"/>
Employees Address same?	Yes	No
	<input checked="" type="checkbox"/>	<input type="checkbox"/>

Fund/Dept./Sub-Dept.

001.010.010

## SUMMARY OF EXPENSES

	Project Code	Amount/Item
Conference/Meeting	53100	\$79.03
Training Expense	53110	
Mileage Expense	53120	
Office Supplies	60000	
Operating Supplies	60010	
Expense Total		\$79.03

Union League Club of Chicago  
65 West Jackson Boulevard  
Chicago, IL, 60604

Member No.	Member Name	Statement Date	Balance Due	Due Date	Amount Paid
4378	Sen. Christopher J. Lauzen	02/28/2018	[REDACTED]	03/31/2018	

-----  
Please remove top portion and return with payment.

Date	Trans / Ref ID	Description	Charge	Srvc Chrg / Gratuity	Sales Tax	Amount
02/26/2018	2440906	Balance Forwarded	[REDACTED]			[REDACTED]
02/28/2018	2441679	Main Dining Room	\$38.50	\$10.10	\$4.43	\$53.03
02/28/2018	2441972	Front Desk.	\$26.00	\$0.00	\$0.00	\$26.00
02/28/2018	5167570	[REDACTED]	[REDACTED]	\$0.00	\$0.00	[REDACTED]
02/28/2018	5176993	[REDACTED]	[REDACTED]	\$0.00	\$0.00	[REDACTED]
02/28/2018	5177485	[REDACTED]	[REDACTED]	\$0.00	\$0.00	[REDACTED]
		Total	[REDACTED]	[REDACTED]	[REDACTED]	[REDACTED]

Meal : Parking

Ton Tisbo  
Phil O'Conner  
Chris Lauzen

YOUR ACCOUNT IS 30 DAYS PAST DUE. YOUR PROMPT RESPONSE OF PAYMENT WILL BE APPRECIATED.



# February 28, 2018


Wednesday

February 2018

Su	Mo	Tu	We	Th	Fr	Sa
				1	2	3
4	5	6	7	8	9	10
11	12	13	14	15	16	17
18	19	20	21	22	23	24
25	26	27	28			

March 2018

Su	Mo	Tu	We	Th	Fr	Sa
				1	2	3
4	5	6	7	8	9	10
11	12	13	14	15	16	17
18	19	20	21	22	23	24
25	26	27	28	29	30	31

WEDNESDAY		Daily Task List
28		Arrange by: Due Date
7 AM		
8		
9	Finance 	
10		
11	Lunch w/Tom Tisbo/Gloria (406-6223) and Phil O'Connor	
12 PM		
1		
2		
3		
4		
5		
6		
		Notes



**OFFICE OF THE KANE COUNTY AUDITOR**  
**TERRY HUNT, KANE COUNTY AUDITOR**

**MARIOLA OSCARSON**  
**DEPUTY AUDITOR**

**MARGARET TODD-CAVE**  
**STAFF AUDITOR**



**719 S.BATAVIA AVENUE**  
**GENEVA, ILLINOIS 60134**

**630-232-5915**  
**630-208-3838 (FAX)**

**April 25, 2018**

**FINANCE and BUDGET COMMITTEE REPORT**

**Updates from the Auditor's Office**

- The internal audit of the [Detainee Telephone and Video Visitation System](#) has been completed, and was circulated to the County Board and Sheriff Kramer electronically on April 16<sup>th</sup>. A copy of the report is also available on the County Auditor's website.
- The [Auditor's Quarterly Financial Report](#) for the first quarter of fiscal year 2018 has been completed and was shared electronically with the County Board on April 16<sup>th</sup>. The report is also available on the County Auditor's website.
- A Summary Overview of the quarterly report will be the subject of a brief power point presentation. Slides of that presentation are included in the agenda for reference.

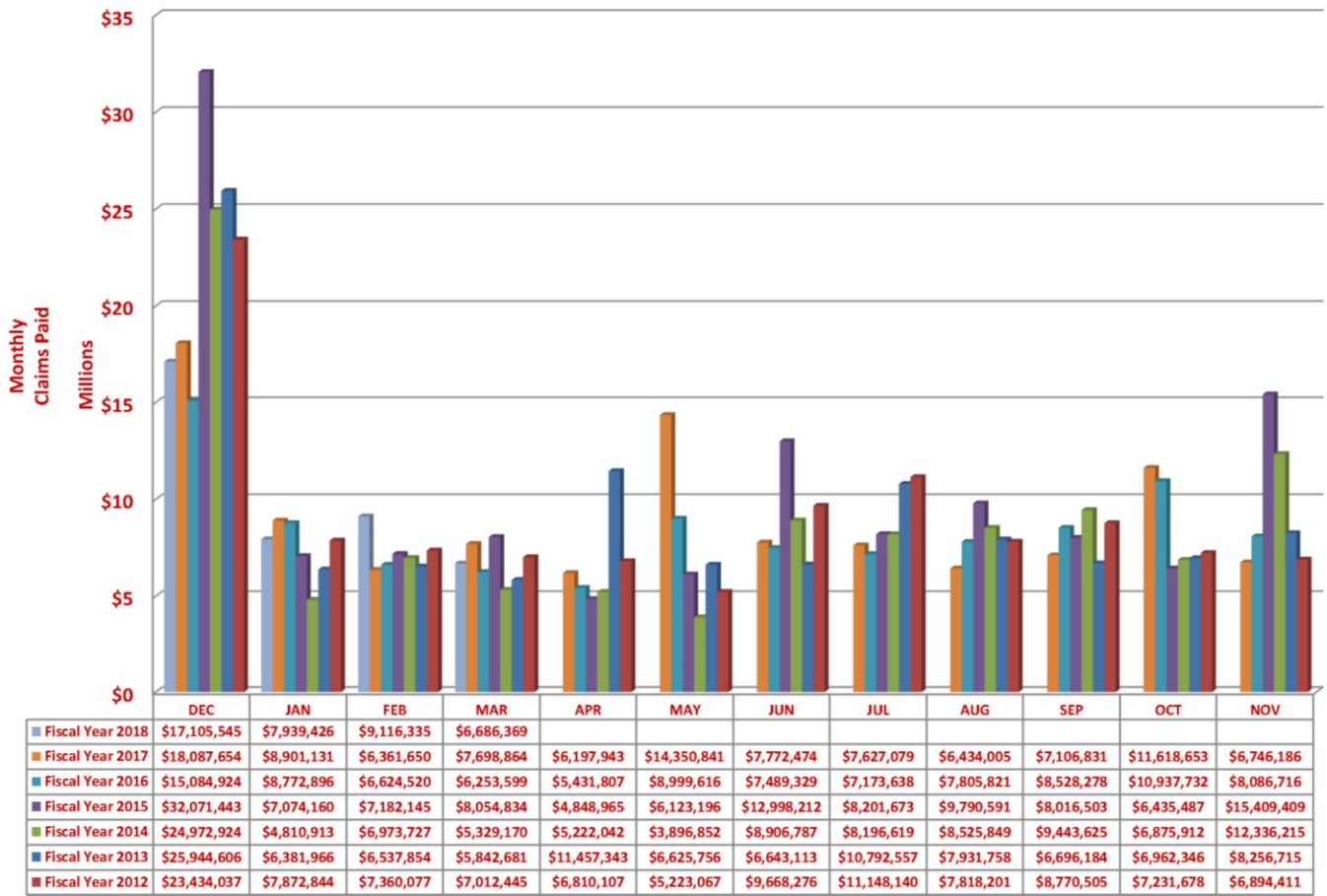
**Accounts Payable Claims Paid Report**

The [Accounts Payable Claims Paid Report for March 2018](#) shows that 1,899 invoices were processed which resulted in payments of \$6,686,368.78.

The supporting detail is available on the **Kane County OpenGov** platform. Reports for previous months are also available as saved views on the [Kane County Online Checkbook](#).

The following chart illustrates the comparison between accounts payable claims paid by month for fiscal years 2012 through 2018 to date.

### Comparison of Accounts Payable Claims Paid by Month Fiscal Years 2012 through 2018





# Auditor's Quarterly Financial Report

The County Auditor is required to prepare a quarterly report of the financial operations of the County which is presented to the County Board.

In accordance with State Statute, the report summarizes “the entire financial operations of the county including revenues anticipated and received, expenditures estimated and paid, obligations unpaid, the condition of all funds and appropriations and other pertinent information.”



# Countywide Funds



## Countywide Funds

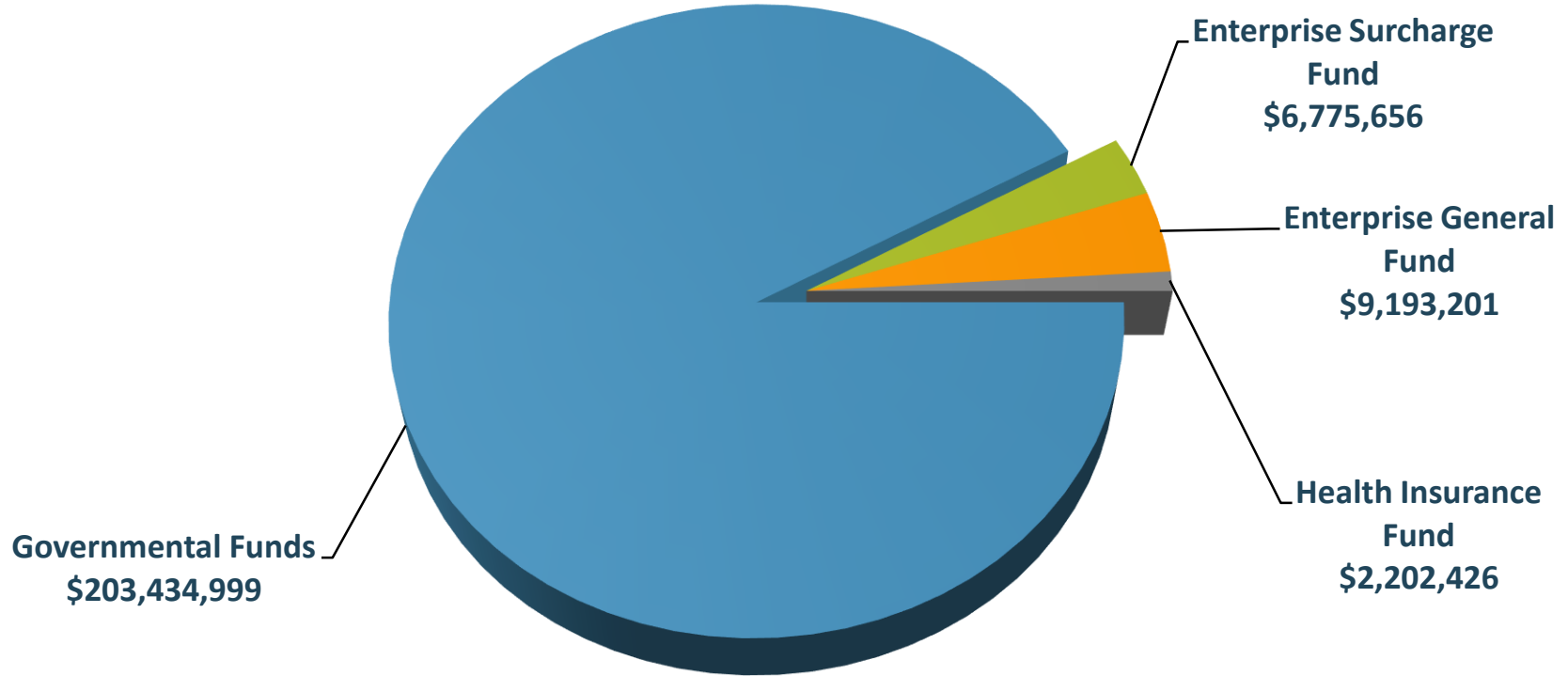
Governmental  
Funds

Proprietary  
Funds

# Countywide Funds (as of February 28, 2018)

COUNTYWIDE FUNDS	ANNUAL BUDGET	YEAR-TO-DATE
Revenues	\$ 246,800,154	24,943,754
Expenditures & Encumbrances	276,800,154	83,250,754
Excess/(Deficiency) Revenues over Expenditures	(30,000,000)	(58,307,000)
Other Financing & Net Transfers In/(Out)	30,000,000	0
Less: Encumbrances Included Above		32,063,534
Net Change in Countywide Funds Balance		(26,243,466)
Countywide Funds Balance, Beginning of Year		247,849,748
Countywide Funds Balance, End of Quarter	\$	221,606,282

# Countywide Funds



# Governmental Funds



## Governmental Funds

General  
Fund

Special Revenue  
Funds

Debt Service  
Funds

Capital Projects  
Funds

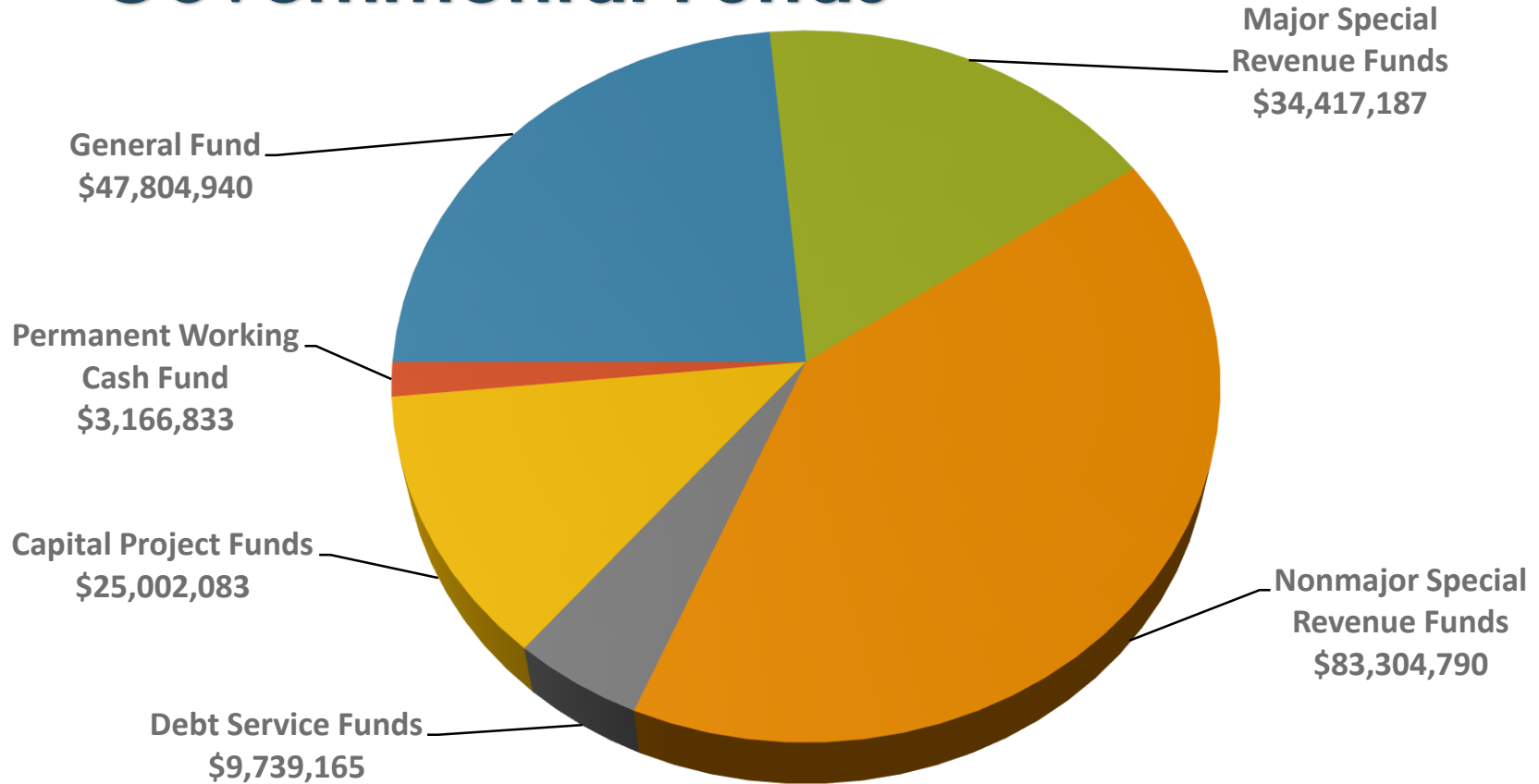
Permanent  
Working Cash  
Fund



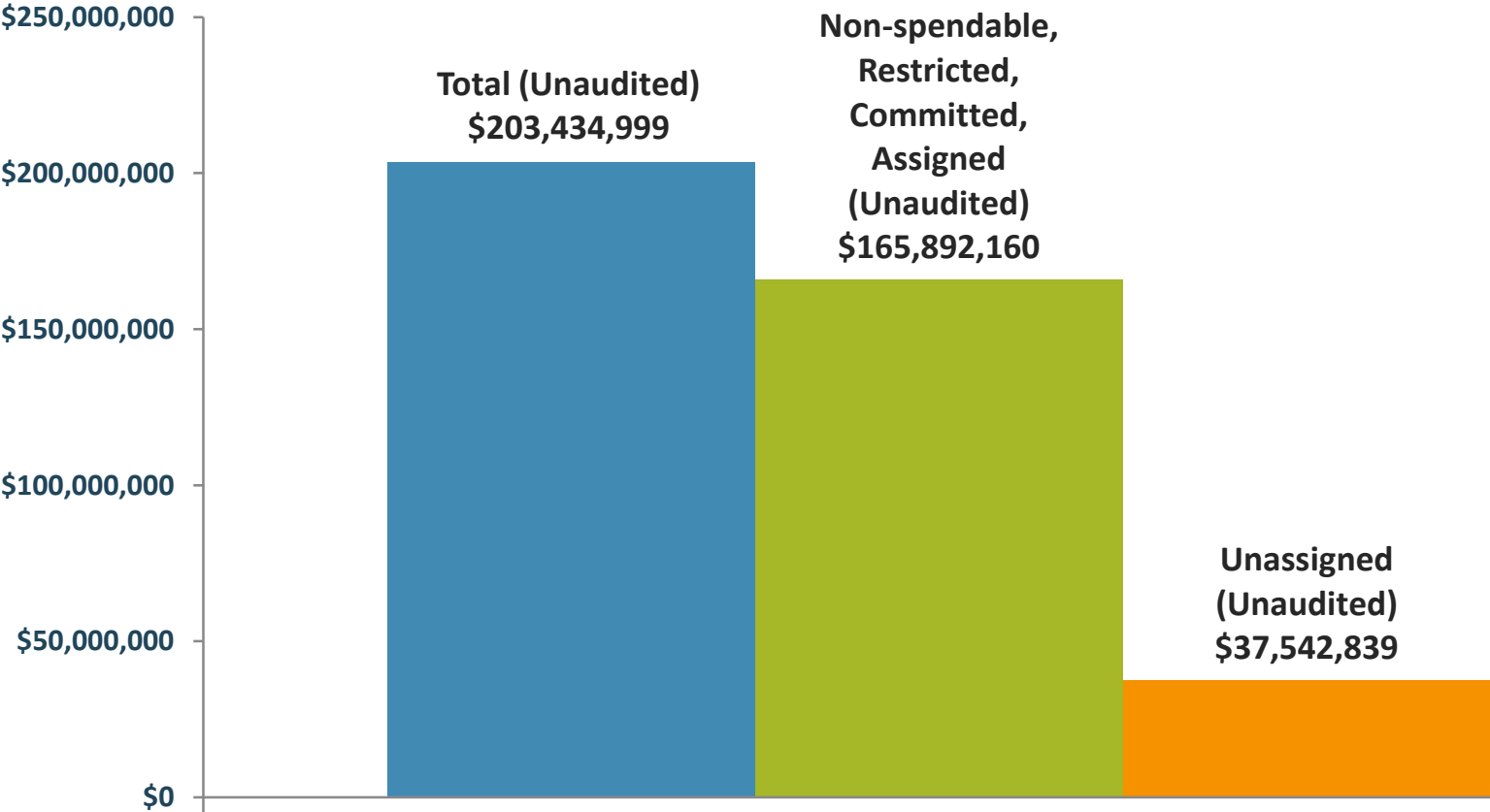
# Governmental Funds (as of February 28, 2018)

GOVERNMENTAL FUNDS		ANNUAL BUDGET	YEAR-TO-DATE
Revenues	\$	223,531,177	21,556,023
Expenditures & Encumbrances		253,485,717	77,716,312
Excess/(Deficiency) Revenues over Expenditures		(29,954,540)	(56,150,290)
Other Financing & Net Transfers In/(Out)		29,954,540	(45,460)
Less: Encumbrances Included Above			31,983,196
Net Change in Governmental Funds Balance			(24,212,554)
Governmental Funds Balance, Beginning of Year			227,647,533
Governmental Funds Balance, End of Quarter	\$		203,434,999

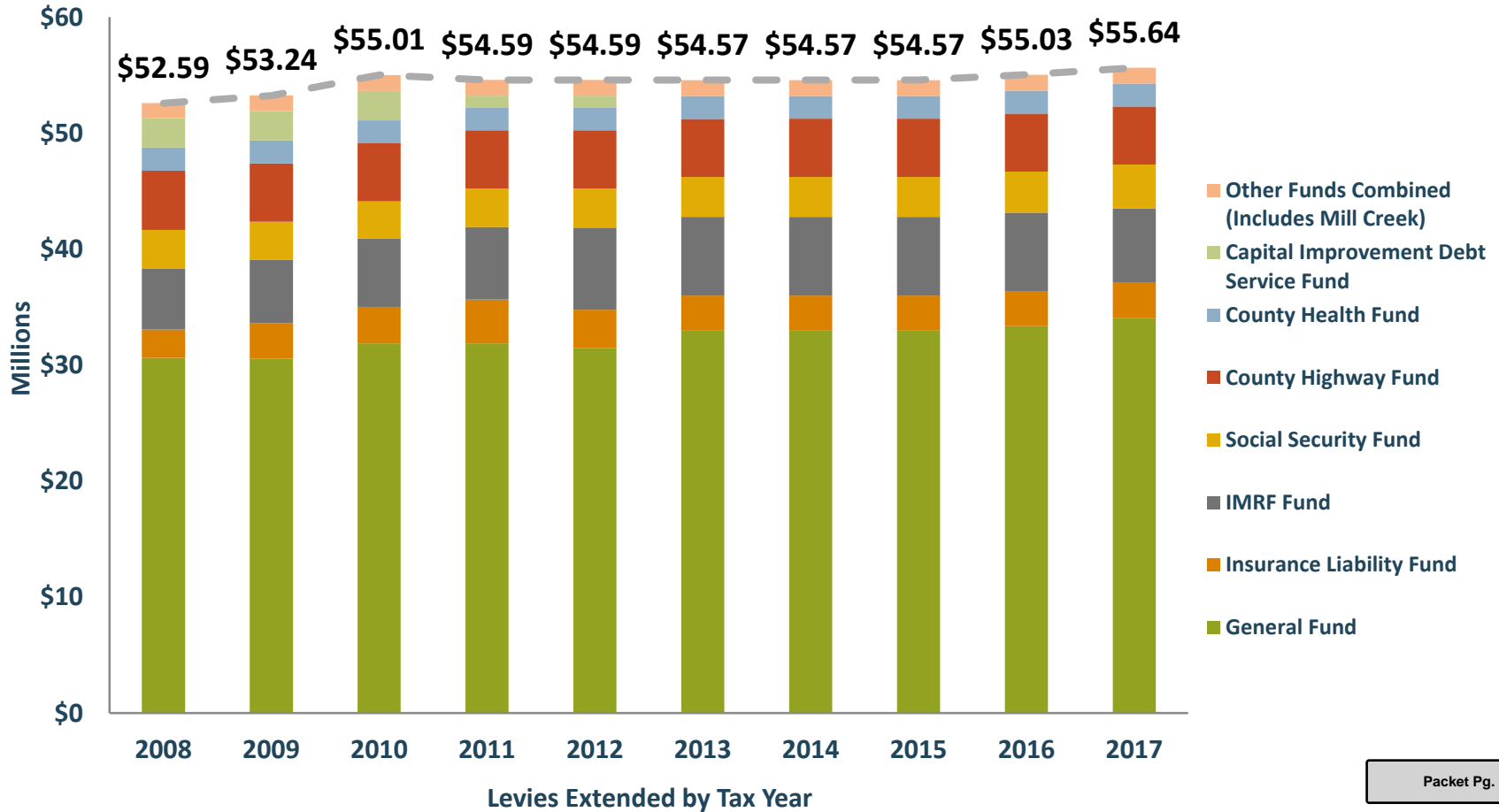
# Governmental Funds



# Governmental Funds (as of February 28, 2018)



# Governmental Funds



# General Fund



General Fund

General Fund

Special Reserve

Emergency Reserve

PP Tax Freeze

SAO Domestic Violence

Environmental Prosecution

Economic Development

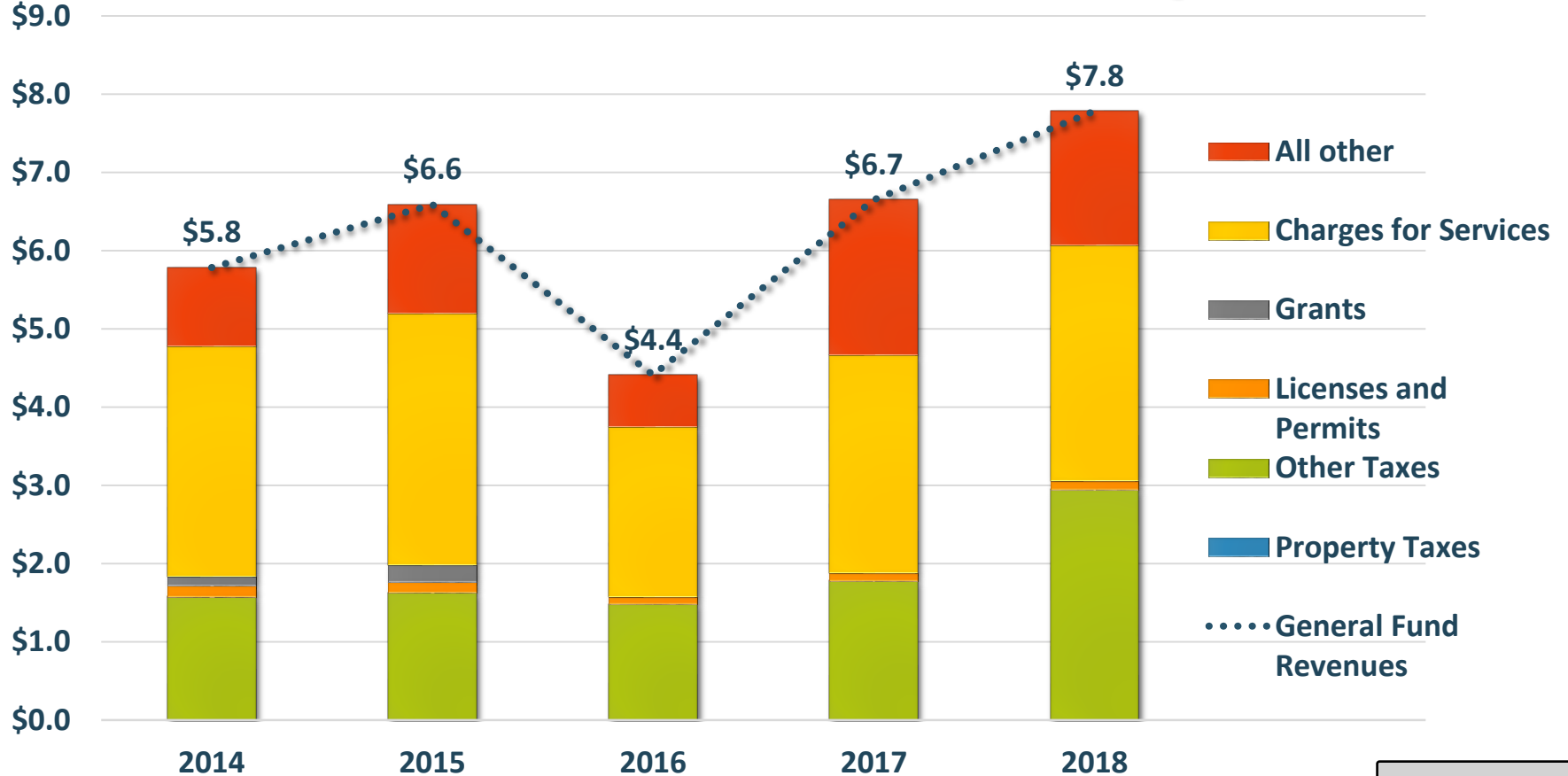
Cost Share Drainage

Public Building Commission

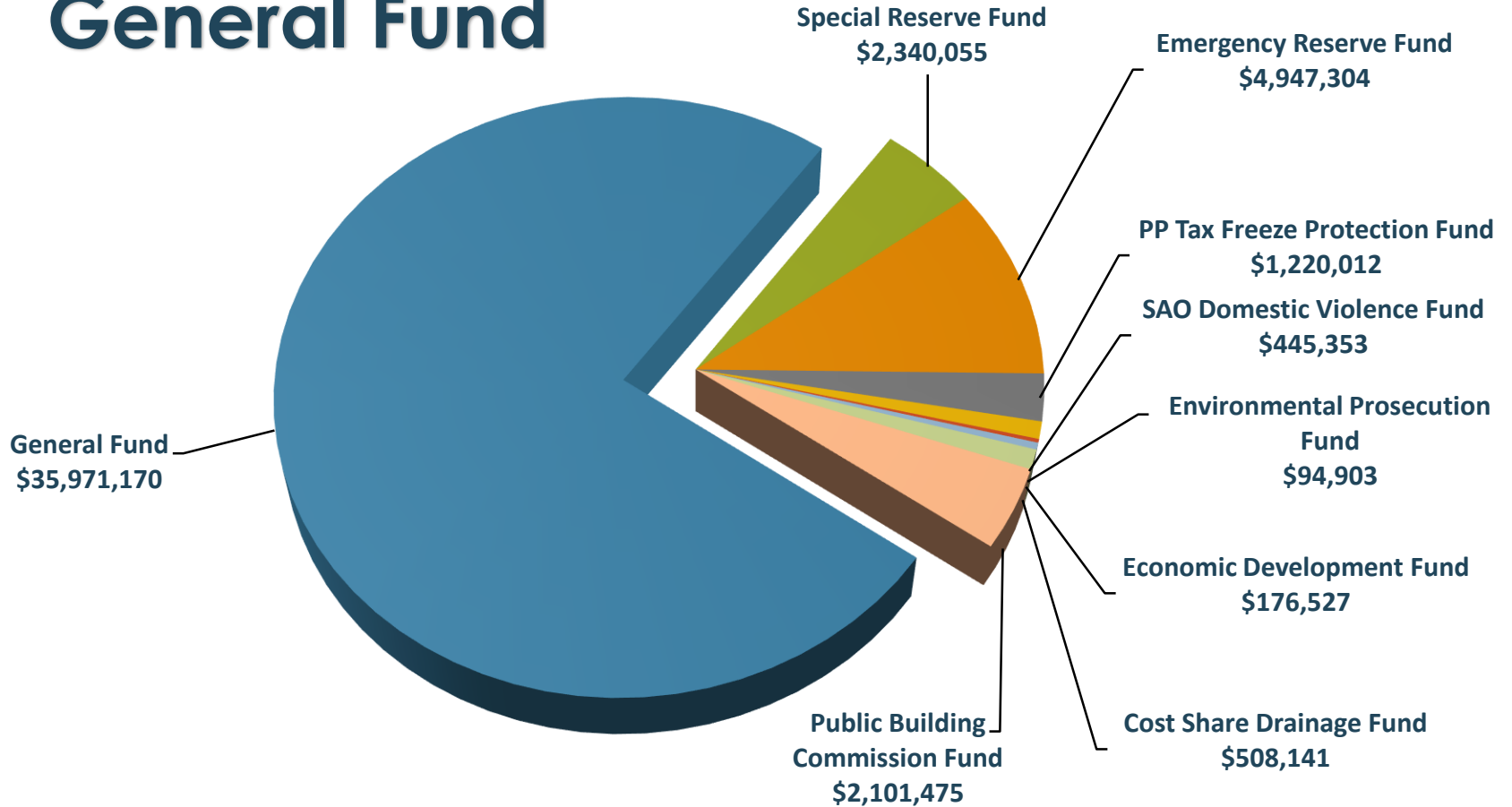
# General Fund (as of February 28, 2018)

GENERAL FUND		ANNUAL BUDGET	YEAR-TO-DATE
Revenues	\$	82,556,563	7,785,287
Expenditures & Encumbrances		79,051,199	19,952,907
Excess/(Deficiency) Revenues over Expenditures		3,505,364	(12,167,621)
Other Financing & Net Transfers In/(Out)		(3,504,364)	(3,350,653)
Less: Encumbrances Included Above			440,714
Net Change in General Fund Balance			(15,077,559)
General Fund Balance, Beginning of Year			62,882,500
General Fund Balance, End of Quarter	\$		47,804,940

# General Fund Revenues — Through First Quarter



# General Fund





# General Obligation Bonds



## Outstanding Bonds

Series 2004  
GO Refunding

Series 2010  
GO Alt Revenue

Series 2013  
GO Refunding

# Bonds Outstanding – Issued Fiscal Year 2004

In 2004 the County issued \$26,785,000 of General Obligation Bonds – Series 2004 for the purpose of refunding various debt instruments.

These bonds were used to refund previously issued bonds, including those used to finance the construction of the Orchard Road project.

Semi-annual interest is paid at 5.25%. This series is scheduled to be retired in fiscal 2021.

# Bonds Outstanding – Issued Fiscal Year 2011

In December 2010 the County issued an additional \$7,670,000 in “Build America Bonds” as authorized under the American Recovery and Reinvestment Act of 2009. The act provides for a Federal subsidy through a refundable tax credit to be paid to the County equal to 45% of the total interest paid to investors.

These bonds were designated as Recovery Zone Economic Development Bonds. Principal and interest payments come from the Recovery Zone Bond Debt Service Fund.

Semi-annual interest is paid at rates ranging from 1.15% to 6.55%. This series is scheduled to be fully retired in 2031.

# Bonds Outstanding – Issued Fiscal Year 2013

In April 2013 the County issued \$27,225,000 of General Obligation Bonds – Series 2013 for the purpose of refunding various debt instruments which carried higher interest rates to reduce the overall interest expense to the County.

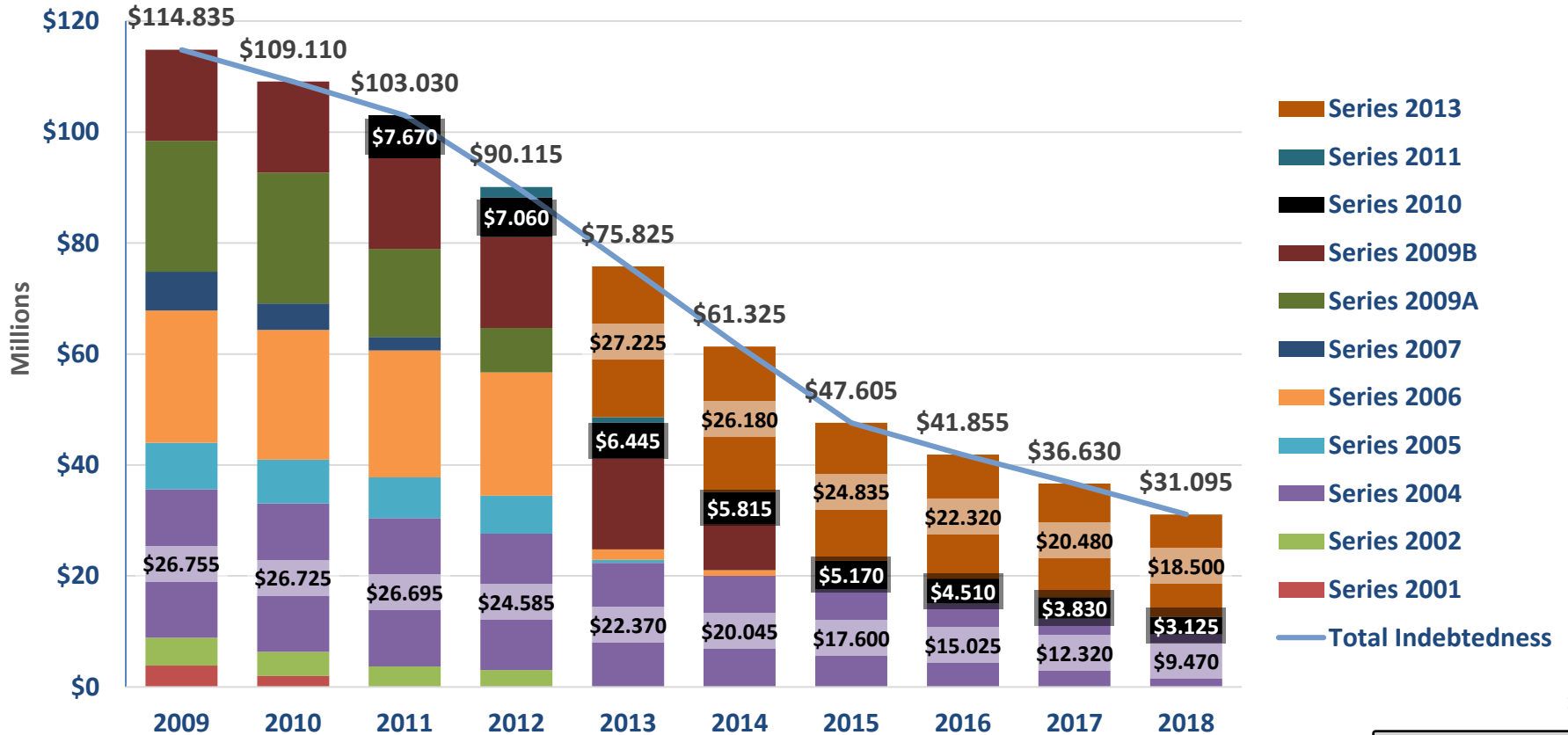
The remaining principal balance of approximately \$2,320,000 in Series 2002 G.O. Bonds was fully refunded.

Additionally, partial refunding of approximately \$5,795,000 in Series 2005 Debt Certificates, and \$19,620,000 in Series 2006 Debt Certificates was made through the Series 2013 issue.

Interest between 2.00% and 3.00% is paid on a semi-annual basis. This series is scheduled to be fully retired in 2024.

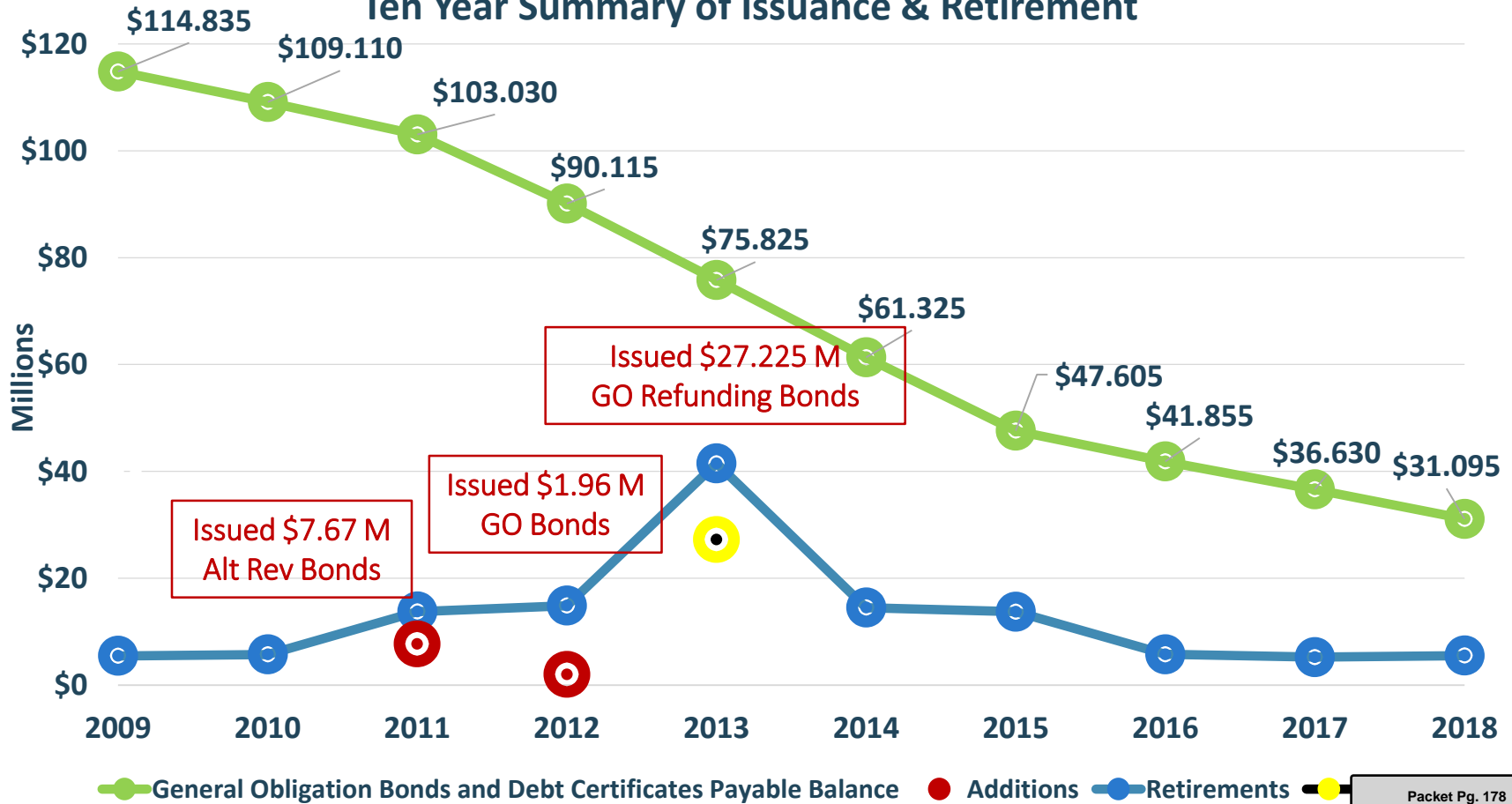
# General Obligation Bonds & Debt Certificates Payable

## Ten Year History of Outstanding Indebtedness at Year End

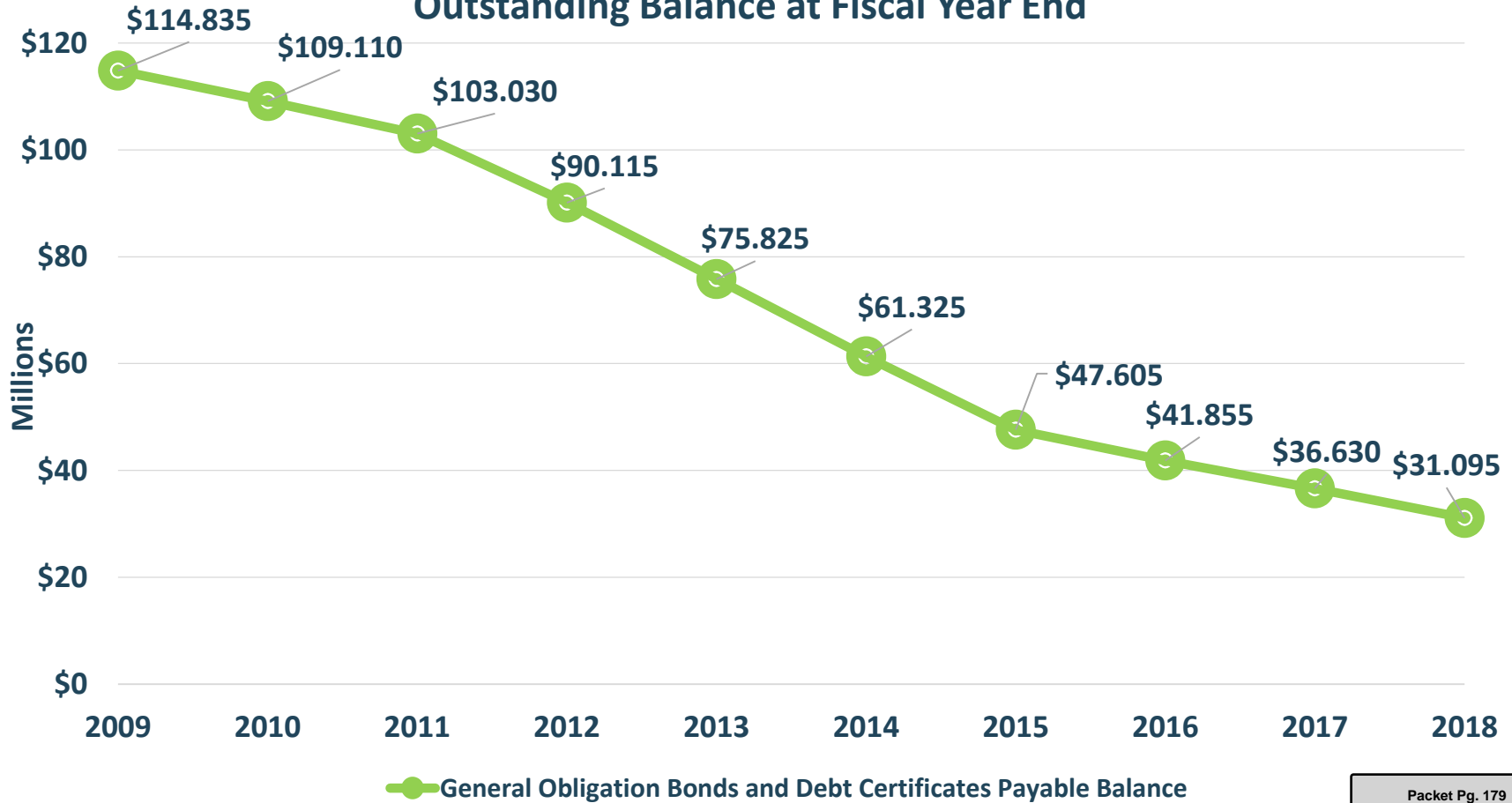


# General Obligation Bonds & Debt Certificates Payable

## Ten Year Summary of Issuance & Retirement



## General Obligation Bonds & Debt Certificates Payable Outstanding Balance at Fiscal Year End



# GO Bonds & Debt Certificates Net Retirement

## Fiscal Years 2010 Through 2018 In \$ Millions (Existing Bonds Only)

BONDS AND DEBT CERTIFICATES		Beginning	FISCAL YEAR ACTIVITY									Ending
		Balance	2010	2011	2012	2013	2014	2015	2016	2017	2018	Balance
Series 2001 - MFT Alt Revenue Bonds	\$	3.845	(1.875)	(1.970)								0.000
Series 2002 - GO Refunding Bonds		5.010	(0.635)	(0.660)	(0.685)	(3.030)						0.000
Series 2004 - GO Refunding Bonds		26.755	(0.030)	(0.030)	(2.110)	(2.215)	(2.325)	(2.445)	(2.575)	(2.705)	(2.850)	9.470
Series 2005 - Debt Certificates		8.420	(0.525)	(0.525)	(0.525)	(6.320)	(0.525)					0.000
Series 2006 - Debt Certificates		23.795	(0.410)	(0.515)	(0.630)	(20.365)	(0.870)	(1.005)				0.000
Series 2007 - GO Bonds		7.010	(2.250)	(2.335)	(2.425)							0.000
Series 2009A - GO Alt Revenue Bonds		23.600		(7.715)	(7.890)	(7.995)						0.000
Series 2009B - GO Alt Revenue Bonds		16.400					(8.120)	(8.280)				0.000
Series 2010 - GO Alt Revenue Bonds		-		7.670	(0.610)	(0.615)	(0.630)	(0.645)	(0.660)	(0.680)	(0.705)	3.125
Series 2011 - GO Bonds		-			1.960	(0.975)	(0.985)					0.000
Series 2013 - GO Refunding Bonds		-				27.225	(1.045)	(1.345)	(2.515)	(1.840)	(1.980)	18.500
ANNUAL NET RETIREMENTS	\$		(5.725)	(6.080)	(12.915)	(14.290)	(14.500)	(13.720)	(5.750)	(5.225)	(5.535)	
CUMULATIVE NET RETIREMENTS	\$		(5.725)	(11.805)	(24.720)	(39.010)	(53.510)	(67.230)	(72.980)	(78.205)	(83.740)	
YEAR END BALANCE	\$	114.835	109.110	103.030	90.115	75.825	61.325	47.605	41.855	36.630	31.095	31.095